
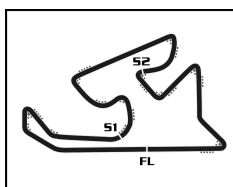


X COPA OPEN DE AUTOMOVILISMO CIRCUITO DE NAVARRA ENTRENAMIENTO LIBRE 1

Sector Analysis

Lap	Time	Sector 1	Sector 2	Sector 3	Sector 4	Elapsed	Lap	Time	Sector 1	Sector 2	Sector 3	Sector 4	Elapsed																																																																													
3 JULIO GARDE MOTOR CLUB SABADELL RENAULT CLIO CUP IV							<table border="1"> <tr><td>1</td><td>4:21.432</td><td>2:36.491</td><td>51.227</td><td>53.714</td><td></td><td>4:21.432</td></tr> <tr><td>2</td><td>2:21.855</td><td>39.148</td><td>50.383</td><td>52.324</td><td></td><td>6:43.287</td></tr> <tr><td>3</td><td>5:14.321 B</td><td>36.633</td><td>49.621</td><td>3:48.067</td><td></td><td>11:57.608</td></tr> <tr><td>4</td><td>2:25.605</td><td>43.397</td><td>50.079</td><td>52.129</td><td></td><td>14:23.213</td></tr> </table>							1	4:21.432	2:36.491	51.227	53.714		4:21.432	2	2:21.855	39.148	50.383	52.324		6:43.287	3	5:14.321 B	36.633	49.621	3:48.067		11:57.608	4	2:25.605	43.397	50.079	52.129		14:23.213																																																	
1	4:21.432	2:36.491	51.227	53.714		4:21.432																																																																																				
2	2:21.855	39.148	50.383	52.324		6:43.287																																																																																				
3	5:14.321 B	36.633	49.621	3:48.067		11:57.608																																																																																				
4	2:25.605	43.397	50.079	52.129		14:23.213																																																																																				
7 EDUARDO ESCOLANO AUTOMÓVIL CLUB ZARAGOZA SEAT LEON							<table border="1"> <tr><td>1</td><td>9:36.963</td><td>7:35.063</td><td>1:00.113</td><td>1:01.787</td><td></td><td>9:36.963</td></tr> <tr><td>2</td><td>2:45.957</td><td>43.633</td><td>57.476</td><td>1:04.848</td><td></td><td>12:22.920</td></tr> <tr><td>3</td><td>2:39.668</td><td>42.702</td><td>57.262</td><td>59.704</td><td></td><td>15:02.588</td></tr> <tr><td>4</td><td>2:42.343</td><td>44.477</td><td>57.676</td><td>1:00.190</td><td></td><td>17:44.931</td></tr> <tr><td>5</td><td>4:42.027 B</td><td>42.853</td><td>56.683</td><td>3:02.491</td><td></td><td>22:26.958</td></tr> <tr><td>6</td><td>2:45.847</td><td>51.438</td><td>56.991</td><td>57.418</td><td></td><td>25:12.805</td></tr> </table>							1	9:36.963	7:35.063	1:00.113	1:01.787		9:36.963	2	2:45.957	43.633	57.476	1:04.848		12:22.920	3	2:39.668	42.702	57.262	59.704		15:02.588	4	2:42.343	44.477	57.676	1:00.190		17:44.931	5	4:42.027 B	42.853	56.683	3:02.491		22:26.958	6	2:45.847	51.438	56.991	57.418		25:12.805																																			
1	9:36.963	7:35.063	1:00.113	1:01.787		9:36.963																																																																																				
2	2:45.957	43.633	57.476	1:04.848		12:22.920																																																																																				
3	2:39.668	42.702	57.262	59.704		15:02.588																																																																																				
4	2:42.343	44.477	57.676	1:00.190		17:44.931																																																																																				
5	4:42.027 B	42.853	56.683	3:02.491		22:26.958																																																																																				
6	2:45.847	51.438	56.991	57.418		25:12.805																																																																																				
9 ERIK ZABALA MOTOR CLUB SABADELL RENAULT CLIO CUP IV							<table border="1"> <tr><td>1</td><td>3:21.724</td><td>1:39.560</td><td>50.284</td><td>51.880</td><td></td><td>3:21.724</td></tr> <tr><td>2</td><td>2:41.774</td><td>1:01.280</td><td>49.935</td><td>50.559</td><td></td><td>6:03.498</td></tr> <tr><td>3</td><td>2:15.299</td><td>36.571</td><td>48.507</td><td>50.221</td><td></td><td>8:18.797</td></tr> <tr><td>4</td><td>2:16.412</td><td>34.820</td><td>49.561</td><td>52.031</td><td></td><td>10:35.209</td></tr> <tr><td>5</td><td>2:14.588</td><td>35.431</td><td>48.019</td><td>51.138</td><td></td><td>12:49.797</td></tr> <tr><td>6</td><td>2:14.257</td><td>36.632</td><td>47.693</td><td>49.932</td><td></td><td>15:04.054</td></tr> <tr><td>7</td><td>2:14.648</td><td>35.991</td><td>48.246</td><td>50.411</td><td></td><td>17:18.702</td></tr> <tr><td>8</td><td>2:16.288</td><td>36.919</td><td>49.339</td><td>50.030</td><td></td><td>19:34.990</td></tr> <tr><td>9</td><td>2:13.888</td><td>35.741</td><td>47.233</td><td>50.914</td><td></td><td>21:48.878</td></tr> <tr><td>10</td><td>2:13.893</td><td>35.866</td><td>48.368</td><td>49.659</td><td></td><td>24:02.771</td></tr> <tr><td>11</td><td>2:12.754</td><td>35.659</td><td>47.507</td><td>49.588</td><td></td><td>26:15.525</td></tr> </table>							1	3:21.724	1:39.560	50.284	51.880		3:21.724	2	2:41.774	1:01.280	49.935	50.559		6:03.498	3	2:15.299	36.571	48.507	50.221		8:18.797	4	2:16.412	34.820	49.561	52.031		10:35.209	5	2:14.588	35.431	48.019	51.138		12:49.797	6	2:14.257	36.632	47.693	49.932		15:04.054	7	2:14.648	35.991	48.246	50.411		17:18.702	8	2:16.288	36.919	49.339	50.030		19:34.990	9	2:13.888	35.741	47.233	50.914		21:48.878	10	2:13.893	35.866	48.368	49.659		24:02.771	11	2:12.754	35.659	47.507	49.588		26:15.525
1	3:21.724	1:39.560	50.284	51.880		3:21.724																																																																																				
2	2:41.774	1:01.280	49.935	50.559		6:03.498																																																																																				
3	2:15.299	36.571	48.507	50.221		8:18.797																																																																																				
4	2:16.412	34.820	49.561	52.031		10:35.209																																																																																				
5	2:14.588	35.431	48.019	51.138		12:49.797																																																																																				
6	2:14.257	36.632	47.693	49.932		15:04.054																																																																																				
7	2:14.648	35.991	48.246	50.411		17:18.702																																																																																				
8	2:16.288	36.919	49.339	50.030		19:34.990																																																																																				
9	2:13.888	35.741	47.233	50.914		21:48.878																																																																																				
10	2:13.893	35.866	48.368	49.659		24:02.771																																																																																				
11	2:12.754	35.659	47.507	49.588		26:15.525																																																																																				
10 OSCAR VERGARA MOTOR CLUB SABADELL RENAULT CLIO CUP IV							<table border="1"> <tr><td>1</td><td>3:40.195</td><td>1:56.834</td><td>50.604</td><td>52.757</td><td></td><td>3:40.195</td></tr> <tr><td>2</td><td>2:15.535</td><td>37.956</td><td>47.613</td><td>49.966</td><td></td><td>5:55.730</td></tr> <tr><td>3</td><td>2:14.573</td><td>36.754</td><td>48.033</td><td>49.786</td><td></td><td>8:10.303</td></tr> <tr><td>4</td><td>2:13.948</td><td>35.982</td><td>48.186</td><td>49.780</td><td></td><td>10:24.251</td></tr> <tr><td>5</td><td>2:14.892</td><td>35.976</td><td>48.050</td><td>50.866</td><td></td><td>12:39.143</td></tr> <tr><td>6</td><td>2:13.092</td><td>35.816</td><td>47.510</td><td>49.766</td><td></td><td>14:52.235</td></tr> <tr><td>7</td><td>2:12.415</td><td>35.221</td><td>47.036</td><td>50.158</td><td></td><td>17:04.650</td></tr> <tr><td>8</td><td>2:13.250</td><td>35.467</td><td>46.818</td><td>50.965</td><td></td><td>19:17.900</td></tr> <tr><td>9</td><td>2:13.241</td><td>34.833</td><td>47.601</td><td>50.807</td><td></td><td>21:31.141</td></tr> <tr><td>10</td><td>2:11.803</td><td>35.694</td><td>46.896</td><td>49.213</td><td></td><td>23:42.944</td></tr> <tr><td>11</td><td>2:13.733</td><td>36.325</td><td>48.021</td><td>49.387</td><td></td><td>25:56.677</td></tr> </table>							1	3:40.195	1:56.834	50.604	52.757		3:40.195	2	2:15.535	37.956	47.613	49.966		5:55.730	3	2:14.573	36.754	48.033	49.786		8:10.303	4	2:13.948	35.982	48.186	49.780		10:24.251	5	2:14.892	35.976	48.050	50.866		12:39.143	6	2:13.092	35.816	47.510	49.766		14:52.235	7	2:12.415	35.221	47.036	50.158		17:04.650	8	2:13.250	35.467	46.818	50.965		19:17.900	9	2:13.241	34.833	47.601	50.807		21:31.141	10	2:11.803	35.694	46.896	49.213		23:42.944	11	2:13.733	36.325	48.021	49.387		25:56.677
1	3:40.195	1:56.834	50.604	52.757		3:40.195																																																																																				
2	2:15.535	37.956	47.613	49.966		5:55.730																																																																																				
3	2:14.573	36.754	48.033	49.786		8:10.303																																																																																				
4	2:13.948	35.982	48.186	49.780		10:24.251																																																																																				
5	2:14.892	35.976	48.050	50.866		12:39.143																																																																																				
6	2:13.092	35.816	47.510	49.766		14:52.235																																																																																				
7	2:12.415	35.221	47.036	50.158		17:04.650																																																																																				
8	2:13.250	35.467	46.818	50.965		19:17.900																																																																																				
9	2:13.241	34.833	47.601	50.807		21:31.141																																																																																				
10	2:11.803	35.694	46.896	49.213		23:42.944																																																																																				
11	2:13.733	36.325	48.021	49.387		25:56.677																																																																																				
13 LUIS RUIZ C.D.E. ÚLTIMA VUELTA SEAT LEON							<table border="1"> <tr><td>1</td><td>24:13.109</td><td>...</td><td>1:02.540</td><td>59.161</td><td></td><td>24:13.109</td></tr> <tr><td>2</td><td>2:42.590</td><td>47.254</td><td>57.847</td><td>57.489</td><td></td><td>26:55.699</td></tr> </table>							1	24:13.109	...	1:02.540	59.161		24:13.109	2	2:42.590	47.254	57.847	57.489		26:55.699																																																															
1	24:13.109	...	1:02.540	59.161		24:13.109																																																																																				
2	2:42.590	47.254	57.847	57.489		26:55.699																																																																																				
14 JOAQUIN RODRIGO AUTOMÓVIL CLUB ZARAGOZA RENAULT CLIO CUP IV							<table border="1"> <tr><td>1</td><td>4:21.432</td><td>2:36.491</td><td>51.227</td><td>53.714</td><td></td><td>4:21.432</td></tr> <tr><td>2</td><td>2:21.855</td><td>39.148</td><td>50.383</td><td>52.324</td><td></td><td>6:43.287</td></tr> <tr><td>3</td><td>5:14.321 B</td><td>36.633</td><td>49.621</td><td>3:48.067</td><td></td><td>11:57.608</td></tr> <tr><td>4</td><td>2:25.605</td><td>43.397</td><td>50.079</td><td>52.129</td><td></td><td>14:23.213</td></tr> </table>							1	4:21.432	2:36.491	51.227	53.714		4:21.432	2	2:21.855	39.148	50.383	52.324		6:43.287	3	5:14.321 B	36.633	49.621	3:48.067		11:57.608	4	2:25.605	43.397	50.079	52.129		14:23.213																																																	
1	4:21.432	2:36.491	51.227	53.714		4:21.432																																																																																				
2	2:21.855	39.148	50.383	52.324		6:43.287																																																																																				
3	5:14.321 B	36.633	49.621	3:48.067		11:57.608																																																																																				
4	2:25.605	43.397	50.079	52.129		14:23.213																																																																																				
16 HUGO MUNIESA R.A.C. CIRCUITO GUADALOPE MAZDA MX5 CUP							<table border="1"> <tr><td>1</td><td>3:58.853</td><td>1:59.837</td><td>56.553</td><td>1:02.463</td><td></td><td>3:58.853</td></tr> <tr><td>2</td><td>2:43.406</td><td>42.685</td><td>1:01.174</td><td>59.547</td><td></td><td>6:42.259</td></tr> <tr><td>3</td><td>2:40.060</td><td>42.437</td><td>56.719</td><td>1:00.904</td><td></td><td>9:22.319</td></tr> <tr><td>4</td><td>3:15.326</td><td>43.015</td><td>56.465</td><td>1:35.846</td><td></td><td>12:37.645</td></tr> <tr><td>5</td><td>4:22.554 B</td><td>43.211</td><td>58.101</td><td>2:41.242</td><td></td><td>17:00.199</td></tr> <tr><td>6</td><td>2:53.966</td><td>53.402</td><td>56.275</td><td>1:04.289</td><td></td><td>19:54.165</td></tr> </table>							1	3:58.853	1:59.837	56.553	1:02.463		3:58.853	2	2:43.406	42.685	1:01.174	59.547		6:42.259	3	2:40.060	42.437	56.719	1:00.904		9:22.319	4	3:15.326	43.015	56.465	1:35.846		12:37.645	5	4:22.554 B	43.211	58.101	2:41.242		17:00.199	6	2:53.966	53.402	56.275	1:04.289		19:54.165																																			
1	3:58.853	1:59.837	56.553	1:02.463		3:58.853																																																																																				
2	2:43.406	42.685	1:01.174	59.547		6:42.259																																																																																				
3	2:40.060	42.437	56.719	1:00.904		9:22.319																																																																																				
4	3:15.326	43.015	56.465	1:35.846		12:37.645																																																																																				
5	4:22.554 B	43.211	58.101	2:41.242		17:00.199																																																																																				
6	2:53.966	53.402	56.275	1:04.289		19:54.165																																																																																				
38 KELHIAN GRIÑON R.A.C. CIRCUITO GUADALOPE HYUNDAI ACCENT CUP							<table border="1"> <tr><td>1</td><td>9:49.288</td><td>7:48.826</td><td>59.728</td><td>1:00.734</td><td></td><td>9:49.288</td></tr> <tr><td>2</td><td>2:37.816</td><td>42.175</td><td>55.228</td><td>1:00.413</td><td></td><td>12:27.104</td></tr> <tr><td>3</td><td>4:40.658 B</td><td>41.683</td><td>55.793</td><td>3:03.182</td><td></td><td>17:07.762</td></tr> <tr><td>4</td><td>2:45.072</td><td>48.586</td><td>55.535</td><td>1:00.951</td><td></td><td>19:52.834</td></tr> <tr><td>5</td><td>2:34.382</td><td>41.493</td><td>54.700</td><td>58.189</td><td></td><td>22:27.216</td></tr> <tr><td>6</td><td>2:33.770</td><td>41.548</td><td>54.777</td><td>57.445</td><td></td><td>25:00.986</td></tr> </table>							1	9:49.288	7:48.826	59.728	1:00.734		9:49.288	2	2:37.816	42.175	55.228	1:00.413		12:27.104	3	4:40.658 B	41.683	55.793	3:03.182		17:07.762	4	2:45.072	48.586	55.535	1:00.951		19:52.834	5	2:34.382	41.493	54.700	58.189		22:27.216	6	2:33.770	41.548	54.777	57.445		25:00.986																																			
1	9:49.288	7:48.826	59.728	1:00.734		9:49.288																																																																																				
2	2:37.816	42.175	55.228	1:00.413		12:27.104																																																																																				
3	4:40.658 B	41.683	55.793	3:03.182		17:07.762																																																																																				
4	2:45.072	48.586	55.535	1:00.951		19:52.834																																																																																				
5	2:34.382	41.493	54.700	58.189		22:27.216																																																																																				
6	2:33.770	41.548	54.777	57.445		25:00.986																																																																																				
40 FRANCHO ECHGOLLEN AUTOMÓVIL CLUB ZARAGOZA HYUNDAI COUPE							<table border="1"> <tr><td>1</td><td>10:41.595</td><td>8:35.427</td><td>1:04.088</td><td>1:02.080</td><td></td><td>10:41.595</td></tr> <tr><td>2</td><td>2:38.134</td><td>47.341</td><td>54.943</td><td>55.850</td><td></td><td>13:19.729</td></tr> <tr><td>3</td><td>2:31.755</td><td>40.112</td><td>55.676</td><td>55.967</td><td></td><td>15:51.484</td></tr> <tr><td>4</td><td>3:39.386 B</td><td>40.459</td><td>52.701</td><td>2:06.226</td><td></td><td>19:30.870</td></tr> <tr><td>5</td><td>2:35.067</td><td>46.071</td><td>53.950</td><td>55.046</td><td></td><td>22:05.937</td></tr> <tr><td>6</td><td>2:28.384</td><td>38.772</td><td>54.193</td><td>55.419</td><td></td><td>24:34.321</td></tr> <tr><td>7</td><td>2:30.707</td><td>42.066</td><td>52.495</td><td>56.146</td><td></td><td>27:05.028</td></tr> </table>							1	10:41.595	8:35.427	1:04.088	1:02.080		10:41.595	2	2:38.134	47.341	54.943	55.850		13:19.729	3	2:31.755	40.112	55.676	55.967		15:51.484	4	3:39.386 B	40.459	52.701	2:06.226		19:30.870	5	2:35.067	46.071	53.950	55.046		22:05.937	6	2:28.384	38.772	54.193	55.419		24:34.321	7	2:30.707	42.066	52.495	56.146		27:05.028																												
1	10:41.595	8:35.427	1:04.088	1:02.080		10:41.595																																																																																				
2	2:38.134	47.341	54.943	55.850		13:19.729																																																																																				
3	2:31.755	40.112	55.676	55.967		15:51.484																																																																																				
4	3:39.386 B	40.459	52.701	2:06.226		19:30.870																																																																																				
5	2:35.067	46.071	53.950	55.046		22:05.937																																																																																				
6	2:28.384	38.772	54.193	55.419		24:34.321																																																																																				
7	2:30.707	42.066	52.495	56.146		27:05.028																																																																																				
41 ANTONIO CAPABLO R.A.C. CIRCUITO GUADALOPE RENAULT TWINGO							<table border="1"> <tr><td>1</td><td>3:52.864</td><td>1:40.700</td><td>1:04.760</td><td>1:07.404</td><td></td><td>3:52.864</td></tr> <tr><td>2</td><td>3:01.689</td><td>47.318</td><td>1:07.407</td><td>1:06.964</td><td></td><td>6:54.553</td></tr> <tr><td>3</td><td>3:01.078</td><td>49.035</td><td>1:04.307</td><td>1:07.736</td><td></td><td>9:55.631</td></tr> <tr><td>4</td><td>2:56.836</td><td>48.169</td><td>1:03.953</td><td>1:04.714</td><td></td><td>12:52.467</td></tr> <tr><td>5</td><td>2:55.881</td><td>47.353</td><td>1:03.181</td><td>1:05.347</td><td></td><td>15:48.348</td></tr> <tr><td>6</td><td>2:56.164</td><td>46.827</td><td>1:03.833</td><td>1:05.504</td><td></td><td>18:44.512</td></tr> <tr><td>7</td><td>3:00.031</td><td>45.742</td><td>1:08.432</td><td>1:05.857</td><td></td><td>21:44.543</td></tr> <tr><td>8</td><td>3:00.341</td><td>46.898</td><td>1:07.312</td><td>1:06.131</td><td></td><td>24:44.884</td></tr> <tr><td>9</td><td>2:56.835</td><td>46.380</td><td>1:04.415</td><td>1:06.040</td><td></td><td>27:41.719</td></tr> </table>							1	3:52.864	1:40.700	1:04.760	1:07.404		3:52.864	2	3:01.689	47.318	1:07.407	1:06.964		6:54.553	3	3:01.078	49.035	1:04.307	1:07.736		9:55.631	4	2:56.836	48.169	1:03.953	1:04.714		12:52.467	5	2:55.881	47.353	1:03.181	1:05.347		15:48.348	6	2:56.164	46.827	1:03.833	1:05.504		18:44.512	7	3:00.031	45.742	1:08.432	1:05.857		21:44.543	8	3:00.341	46.898	1:07.312	1:06.131		24:44.884	9	2:56.835	46.380	1:04.415	1:06.040		27:41.719														
1	3:52.864	1:40.700	1:04.760	1:07.404		3:52.864																																																																																				
2	3:01.689	47.318	1:07.407	1:06.964		6:54.553																																																																																				
3	3:01.078	49.035	1:04.307	1:07.736		9:55.631																																																																																				
4	2:56.836	48.169	1:03.953	1:04.714		12:52.467																																																																																				
5	2:55.881	47.353	1:03.181	1:05.347		15:48.348																																																																																				
6	2:56.164	46.827	1:03.833	1:05.504		18:44.512																																																																																				
7	3:00.031	45.742	1:08.432	1:05.857		21:44.543																																																																																				
8	3:00.341	46.898	1:07.312	1:06.131		24:44.884																																																																																				
9	2:56.835	46.380	1:04.415	1:06.040		27:41.719																																																																																				
46 ANDER GAMON R.A.C. CIRCUITO GUADALOPE MERCEDES							<table border="1"> <tr><td>1</td><td>10:41.317</td><td>8:47.127</td><td>56.660</td><td>57.530</td><td></td><td>10:41.317</td></tr> <tr><td>2</td><td>2:33.775</td><td>41.381</td><td>54.617</td><td>57.777</td><td></td><td>13:15.092</td></tr> <tr><td>3</td><td>2:32.476</td><td>42.020</td><td>54.709</td><td>55.747</td><td></td><td>15:47.568</td></tr> <tr><td>4</td><td>2:25.497</td><td>39.813</td><td>51.548</td><td>54.136</td><td></td><td>18:13.065</td></tr> <tr><td>5</td><td>2:25.440</td><td>39.002</td><td>52.104</td><td>54.334</td><td></td><td>20:38.505</td></tr> <tr><td>6</td><td>2:26.753</td><td>38.886</td><td>53.436</td><td>54.431</td><td></td><td>23:05.258</td></tr> <tr><td>7</td><td>2:25.030</td><td>39.009</td><td>52.230</td><td>53.791</td><td></td><td>25:30.288</td></tr> </table>							1	10:41.317	8:47.127	56.660	57.530		10:41.317	2	2:33.775	41.381	54.617	57.777		13:15.092	3	2:32.476	42.020	54.709	55.747		15:47.568	4	2:25.497	39.813	51.548	54.136		18:13.065	5	2:25.440	39.002	52.104	54.334		20:38.505	6	2:26.753	38.886	53.436	54.431		23:05.258	7	2:25.030	39.009	52.230	53.791		25:30.288																												
1	10:41.317	8:47.127	56.660	57.530		10:41.317																																																																																				
2	2:33.775	41.381	54.617	57.777		13:15.092																																																																																				
3	2:32.476	42.020	54.709	55.747		15:47.568																																																																																				
4	2:25.497	39.813	51.548	54.136		18:13.065																																																																																				
5	2:25.440	39.002	52.104	54.334		20:38.505																																																																																				
6	2:26.753	38.886	53.436	54.431		23:05.258																																																																																				
7	2:25.030	39.009	52.230	53.791		25:30.288																																																																																				
79 JAVIER CICUENDEZ SLT RACING RENAULT CLIO CUP IV							<table border="1"> <tr><td>1</td><td>4:21.432</td><td>2:36.491</td><td>51.227</td><td>53.714</td><td></td><td>4:21.432</td></tr> <tr><td>2</td><td>2:21.855</td><td>39.148</td><td>50.383</td><td>52.324</td><td></td><td>6:43.287</td></tr> <tr><td>3</td><td>5:14.321 B</td><td>36.633</td><td>49.621</td><td>3:48.067</td><td></td><td>11:57.608</td></tr> <tr><td>4</td><td>2:25.605</td><td>43.397</td><td>50.079</td><td>52.129</td><td></td><td>14:23.213</td></tr> </table>							1	4:21.432	2:36.491	51.227	53.714		4:21.432	2	2:21.855	39.148	50.383	52.324		6:43.287	3	5:14.321 B	36.633	49.621	3:48.067		11:57.608	4	2:25.605	43.397	50.079	52.129		14:23.213																																																	
1	4:21.432	2:36.491	51.227	53.714		4:21.432																																																																																				
2	2:21.855	39.148	50.383	52.324		6:43.287																																																																																				
3	5:14.321 B	36.633	49.621	3:48.067		11:57.608																																																																																				
4	2:25.605	43.397	50.079	52.129		14:23.213																																																																																				





CIRCUITO DE NAVARRA 3.933 m.

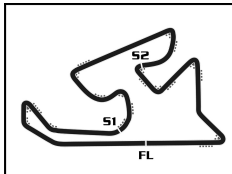
X COPA OPEN DE AUTOMOVILISMO CIRCUITO DE NAVARRA ENTRENAMIENTO LIBRE 1

Sector Analysis

Personal Best Session Best B Crossing the finish line in the pit lane

Lap	Time	Sector 1	Sector 2	Sector 3	Sector 4	Elapsed	Lap	Time	Sector 1	Sector 2	Sector 3	Sector 4	Elapsed
80 ALVARO VELA LURAUTO KK MINI COOPER													
1	3:40.995	1:48.749	54.996	57.250		3:40.995							
2	2:30.117	40.588	54.001	55.528		6:11.112							
3	2:28.076	39.408	53.075	55.593		8:39.188							
4	2:26.890	39.225	53.141	54.524		11:06.078							
5	2:26.036	39.015	52.291	54.730		13:32.114							
6	2:24.855	38.093	52.480	54.282		15:56.969							
7	2:25.376	38.535	52.692	54.149		18:22.345							
8	2:49.986	46.099	53.558	1:10.329		21:12.331							
9	2:27.554	39.441	52.524	55.589		23:39.885							
10	2:24.420	38.476	51.758	54.186		26:04.305							
90 ROLDAN RODRIGUEZ LURAUTO KK MINI COOPER													
1	4:12.875	B 1:46.488	1:06.282	1:20.105		4:12.875							
2	2:47.836	50.339	57.171	1:00.326		7:00.711							
3	2:53.411	44.394	59.330	1:09.687		9:54.122							
4	4:26.746	B 43.290	56.769	2:46.687		14:20.868							
5	2:38.814	47.273	54.885	56.656		16:59.682							
6	2:31.543	41.680	53.815	56.048		19:31.225							
7	2:29.788	39.835	53.254	56.699		22:01.013							
8	2:29.639	39.039	54.245	56.355		24:30.652							
9	2:30.283	39.802	53.006	57.475		27:00.935							
91 IÑAKI GESEZAGA ESC PARADINAS MOTOR MINI COOPER													
1	3:59.900	2:07.222	55.458	57.220		3:59.900							
2	2:35.871	41.835	57.189	56.847		6:35.771							
3	4:52.229	B 40.506	55.364	3:16.359		11:28.000							
4	2:35.822	45.586	53.517	56.719		14:03.822							
5	2:29.198	39.243	53.326	56.629		16:33.020							
6	2:28.043	38.640	53.199	56.204		19:01.063							
7	2:27.891	38.946	52.752	56.193		21:28.954							
8	2:28.991	39.481	53.306	56.204		23:57.945							
9	2:27.380	39.126	52.368	55.886		26:25.325							
92 SAMY PINEDA CHEFO SPORT MINI COOPER													
1	5:01.778	3:03.681	58.225	59.872		5:01.778							
2	2:39.605	45.509	55.450	58.646		7:41.383							
3	2:40.912	44.046	55.904	1:00.962		10:22.295							
4	4:37.962	B 46.662	57.058	2:54.242		15:00.257							
5	2:47.661	53.641	55.667	58.353		17:47.918							
6	2:36.678	44.135	55.133	57.410		20:24.596							
7	2:36.235	43.028	56.178	57.029		23:00.831							
8	2:35.990	42.428	56.032	57.530		25:36.821							
93 ANGEL RODRIGUEZ LURAUTO KK MINI COOPER													
1	3:38.191	1:44.656	55.305	58.230		3:38.191							
2	2:34.798	43.020	55.113	56.665		6:12.989							
3	2:30.601	40.443	53.606	56.552		8:43.590							
4	2:30.889	40.456	53.165	57.268		11:14.479							
5	2:29.838	39.744	53.145	56.949		13:44.317							
6	2:28.980	40.158	52.864	55.958		16:13.297							
7	2:29.902	39.754	53.352	56.796		18:43.199							
8	2:28.782	39.282	53.239	56.261		21:11.981							
9	2:27.763	39.364	52.506	55.893		23:39.744							
10	2:28.582	40.439	52.812	55.331		26:08.326							
95 SANTIAGO ARRIBAS CHEFO SPORT MINI COOPER													
1	3:24.220	1:34.751	52.414	57.055		3:24.220							
2	2:28.556	40.168	52.784	55.604		5:52.776							
3	2:26.652	39.093	53.012	54.547		8:19.428							
4	2:26.407	38.460	53.229	54.718		10:45.835							
5	2:29.391	39.763	53.070	56.558		13:15.226							
6	4:03.439	B 41.477	53.010	2:28.952		17:18.665							
7	2:39.819	47.138	55.712	56.969		19:58.484							
8	2:34.350	40.986	54.506	58.858		22:32.834							
9	2:31.662	40.474	54.210	56.978		25:04.496							
96 JORGE ESPINOSA LURAUTO KK MINI COOPER													
1	5:00.814	3:00.823	59.364	1:00.627		5:00.814							
2	2:39.390	43.829	56.508	59.053		7:40.204							
3	2:37.185	43.489	55.952	57.744		10:17.389							
4	2:37.453	41.632	57.225	58.596		12:54.842							
5	2:35.645	41.823	55.327	58.495		15:30.487							
6	2:32.954	41.347	54.550	57.057		18:03.441							
7	2:32.200	40.780	54.201	57.219		20:35.641							
8	2:34.984	40.292	56.714	57.978		23:10.625							
9	2:31.255	39.973	54.123	57.159		25:41.880							
97 JON VILLAR LURAUTO KK MINI COOPER													
1	3:45.915	1:48.089	57.834	59.992		3:45.915							
2	2:34.796	42.011	54.335	58.450		6:20.711							
3	2:36.893	42.308	55.143	59.442		8:57.604							
4	2:33.935	41.309	54.778	57.848		11:31.539							
5	2:34.972	41.545	54.795	58.632		14:06.511							
6	2:38.759	40.220	53.803	1:04.736		16:45.270							
7	2:33.460	40.879	54.209	58.372		19:18.730							
8	2:33.330	40.431	54.077	58.822		21:52.060							
9	2:35.461	40.345	57.684	57.432		24:27.521							
10	2:33.668	40.939	54.523	58.206		27:01.189							
99 NICO ABELLA CHEFO SPORT MINI COOPER													
1	4:29.339	2:32.904	57.824	58.611		4:29.339							
2	2:36.153	42.764	55.319	58.070		7:05.492							
3	4:20.202	B 41.505	56.401	2:42.296		11:25.694							
4	2:36.707	45.512	54.342	56.853		14:02.401							





CIRCUITO DE NAVARRA 3.933 m.

X COPA OPEN DE AUTOMOVILISMO

CIRCUITO DE NAVARRA

ENTRENAMIENTO LIBRE 1

Sector Analysis

■ Personal Best

■ Session Best

B Crossing the finish line in the pit lane

Lap	Time	Sector 1	Sector 2	Sector 3	Sector 4	Elapsed	Lap	Time	Sector 1	Sector 2	Sector 3	Sector 4	Elapsed
5	2:29.795	39.535	53.803	56.457		16:32.196							
6	2:29.893	38.755	53.214	57.924		19:02.089							
7	2:29.699	38.774	54.553	56.372		21:31.788							
8	2:29.882	40.195	53.307	56.380		24:01.670							
9	2:28.307	38.921	52.902	56.484		26:29.977							

102

PHILIPPE BOUCHARD

ARAKIL MOTORSPORT

DODGE VIPPER

1	6:30.084	4:49.532	51.442	49.110		6:30.084
2	2:11.591	36.476	47.152	47.963		8:41.675
3	2:07.376	35.413	44.903	47.060		10:49.051
4	6:40.301 B	35.905	45.388	5:19.008		17:29.352
5	2:15.645	40.539	47.409	47.697		19:44.997
6	2:11.529	35.261	47.674	48.594		21:56.526

