

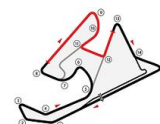
CIRCUITO DE NAVARRA 3.933 m.

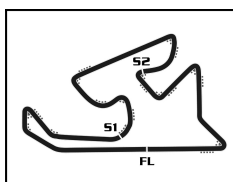
X COPA OPEN DE AUTOMOVILISMO CIRCUITO DE NAVARRA ENTRENAMIENTO LIBRE 1

Sector Analysis

■ Personal Best ■ Session Best B Crossing the finish line in the pit lane

Lap	Time	Sector 1	Sector 2	Sector 3	Kph	Elapsed	Lap	Time	Sector 1	Sector 2	Sector 3	Kph	Elapsed
3 JULIO GARDE MOTOR CLUB SABADELL RENAULT CLIO CUP IV							1	4:21.432	2:36.491	51.227	53.714	54.2	4:21.432
2	2:19.720	39.267	50.030	50.423	101.3	10:02.006	2	2:21.855	39.148	50.383	52.324	99.8	6:43.287
3	2:18.514	37.126	49.074	52.314	102.2	12:20.520	3	5:14.321 B	36.633	49.621	3:48.067	45.0	11:57.608
4	2:14.589	36.043	47.981	50.565	105.2	14:35.109	4	2:25.605	43.397	50.079	52.129	97.2	14:23.213
5	2:14.994	35.460	48.189	51.345	104.9	16:50.103							
6	2:15.731	36.055	49.373	50.303	104.3	19:05.834							
7	2:17.390	36.006	49.574	51.810	103.1	21:23.224							
8	2:16.593	37.476	47.711	51.406	103.7	23:39.817							
9	2:14.463	35.544	47.951	50.968	105.3	25:54.280							
7 EDUARDO ESCOLANO AUTOMÓVIL CLUB ZARAGOZA SEAT LEON							1	9:36.963	7:35.063	1:00.113	1:01.787	24.5	9:36.963
2	2:45.957	43.633	57.476	1:04.848	85.3	12:22.920							
3	2:39.668	42.702	57.262	59.704	88.7	15:02.588							
4	2:42.343	44.477	57.676	1:00.190	87.2	17:44.931							
5	4:42.027 B	42.853	56.683	3:02.491	50.2	22:26.958							
6	2:45.847	51.438	56.991	57.418	85.4	25:12.805							
9 ERIK ZABALA MOTOR CLUB SABADELL RENAULT CLIO CUP IV							1	3:21.724	1:39.560	50.284	51.880	70.2	3:21.724
2	2:41.774	1:01.280	49.935	50.559	87.5	6:03.498							
3	2:15.299	36.571	48.507	50.221	104.6	8:18.797							
4	2:16.412	34.820	49.561	52.031	103.8	10:35.209							
5	2:14.588	35.431	48.019	51.138	105.2	12:49.797							
6	2:14.257	36.632	47.693	49.932	105.5	15:04.054							
7	2:14.648	35.991	48.246	50.411	105.2	17:18.702							
8	2:16.288	36.919	49.339	50.030	103.9	19:34.990							
9	2:13.888	35.741	47.233	50.914	105.8	21:48.878							
10	2:13.893	35.866	48.368	49.659	105.7	24:02.771							
11	2:12.754	35.659	47.507	49.588	106.7	26:15.525							
10 OSCAR VERGARA MOTOR CLUB SABADELL RENAULT CLIO CUP IV							1	3:40.195	1:56.834	50.604	52.757	64.3	3:40.195
2	2:15.535	37.956	47.613	49.966	104.5	5:55.730							
3	2:14.573	36.754	48.033	49.786	105.2	8:10.303							
4	2:13.948	35.982	48.186	49.780	105.7	10:24.251							
5	2:14.892	35.976	48.050	50.866	105.0	12:39.143							
6	2:13.092	35.816	47.510	49.766	106.4	14:52.235							
7	2:12.415	35.221	47.036	50.158	106.9	17:04.650							
8	2:13.250	35.467	46.818	50.965	106.3	19:17.900							
9	2:13.241	34.833	47.601	50.807	106.3	21:31.141							
10	2:11.803	35.694	46.896	49.213	107.4	23:42.944							
11	2:13.733	36.325	48.021	49.387	105.9	25:56.677							
13 LUIS RUIZ C.D.E. ÚLTIMA VUELTA SEAT LEON							1	24:13.109	...	1:02.540	59.161	9.7	24:13.109
2	2:42.590	47.254	57.847	57.489	87.1	26:55.699							
14 JOAQUIN RODRIGO AUTOMÓVIL CLUB ZARAGOZA RENAULT CLIO CUP IV							1	10:41.595	8:35.427	1:04.088	1:02.080	22.1	10:41.595
2	2:38.134	47.341	54.943	55.850	89.5	13:19.729							
3	2:31.755	40.112	55.676	55.967	93.3	15:51.484							
4	3:39.386 B	40.459	52.701	2:06.226	64.5	19:30.870							
5	2:35.067	46.071	53.950	55.046	91.3	22:05.937							
6	2:28.384	38.772	54.193	55.419	95.4	24:34.321							
7	2:30.707	42.066	52.495	56.146	93.9	27:05.028							
16 HUGO MUNIESA R.A.C. CIRCUITO GUADALOPE MAZDA MX5 CUP							1	3:58.853	1:59.837	56.553	1:02.463	59.3	3:58.853
2	2:43.406	42.685	1:01.174	59.547	86.6	6:42.259							
3	2:40.060	42.437	56.719	1:00.904	88.5	9:22.319							
4	3:15.326	43.015	56.465	1:35.846	72.5	12:37.645							
5	4:22.554 B	43.211	58.101	2:41.242	53.9	17:00.199							
6	2:53.966	53.402	56.275	1:04.289	81.4	19:54.165							
38 KELHIAN GRIÑON R.A.C. CIRCUITO GUADALOPE HYUNDAI ACCENT CUP							1	9:49.288	7:48.826	59.728	1:00.734	24.0	9:49.288
2	2:37.816	42.175	55.228	1:00.413	89.7	12:27.104							
3	4:40.658 B	41.683	55.793	3:03.182	50.4	17:07.762							
4	2:45.072	48.586	55.535	1:00.951	85.8	19:52.834							
5	2:34.382	41.493	54.700	58.189	91.7	22:27.216							
6	2:33.770	41.548	54.777	57.445	92.1	25:00.986							
40 FRANCHO ECHGOLLEN AUTOMÓVIL CLUB ZARAGOZA HYUNDAI COUPE							1	10:41.595	8:35.427	1:04.088	1:02.080	22.1	10:41.595
2	2:38.134	47.341	54.943	55.850	89.5	13:19.729							
3	2:31.755	40.112	55.676	55.967	93.3	15:51.484							
4	3:39.386 B	40.459	52.701	2:06.226	64.5	19:30.870							
5	2:35.067	46.071	53.950	55.046	91.3	22:05.937							
6	2:28.384	38.772	54.193	55.419	95.4	24:34.321							
7	2:30.707	42.066	52.495	56.146	93.9	27:05.028							
41 ANTONIO CAPABLO R.A.C. CIRCUITO GUADALOPE RENAULT TWINGO							1	3:52.864	1:40.700	1:04.760	1:07.404	60.8	3:52.864
2	3:01.689	47.318	1:07.407	1:06.964	77.9	6:54.553							
3	3:01.078	49.035	1:04.307	1:07.736	78.2	9:55.631							
4	2:56.836	48.169	1:03.953	1:04.714	80.1	12:52.467							
5	2:55.881	47.353	1:03.181	1:05.347	80.5	15:48.348							
6	2:56.164	46.827	1:03.833	1:05.504	80.4	18:44.512							
7	3:00.031	45.742	1:08.432	1:05.857	78.6	21:44.543							
8	3:00.341	46.898	1:07.312	1:06.131	78.5	24:44.884							
9	2:56.835	46.380	1:04.415	1:06.040	80.1	27:41.719							
46 ANDER GAMON R.A.C. CIRCUITO GUADALOPE MERCEDES							1	10:41.317	8:47.127	56.660	57.530	22.1	10:41.317
2	2:33.775	41.381	54.617	57.777	92.1	13:15.092							
3	2:32.476	42.020	54.709	55.747	92.9	15:47.568							
4	2:25.497	39.813	51.548	54.136	97.3	18:13.065							
5	2:25.440	39.002	52.104	54.334	97.4	20:38.505							
6	2:26.753	38.886	53.436	54.431	96.5	23:05.258							
7	2:25.030	39.009	52.230	53.791	97.6	25:30.288							
79 JAVIER CIUENDEZ SLT RACING RENAULT CLIO CUP IV							1	10:41.317	8:47.127	56.660	57.530	22.1	10:41.317
2	2:33.775	41.381	54.617	57.777	92.1	13:15.092							
3	2:32.476	42.020	54.709	55.747	92.9	15:47.568							
4	2:25.497	39.813	51.548	54.136	97.3	18:13.065							
5	2:25.440	39.002	52.104	54.334	97.4	20:38.505							
6	2:26.753	38.886	53.436	54.431	96.5	23:05.258							
7	2:25.030	39.009	52.230	53.791	97.6	25:30.288							





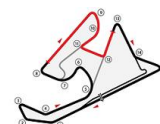
CIRCUITO DE NAVARRA 3.933 m.

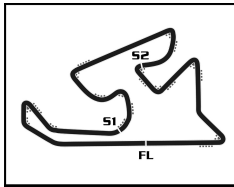
X COPA OPEN DE AUTOMOVILISMO CIRCUITO DE NAVARRA ENTRENAMIENTO LIBRE 1

Sector Analysis

■ Personal Best ■ Session Best B Crossing the finish line in the pit lane

Lap	Time	Sector 1	Sector 2	Sector 3	Kph	Elapsed	Lap	Time	Sector 1	Sector 2	Sector 3	Kph	Elapsed
80 ALVARO VELA LURAUTO KK MINI COOPER													
1	3:40.995	1:48.749	54.996	57.250	64.1	3:40.995							
2	2:30.117	40.588	54.001	55.528	94.3	6:11.112							
3	2:28.076	39.408	53.075	55.593	95.6	8:39.188							
4	2:26.890	39.225	53.141	54.524	96.4	11:06.078							
5	2:26.036	39.015	52.291	54.730	97.0	13:32.114							
6	2:24.855	38.093	52.480	54.282	97.7	15:56.969							
7	2:25.376	38.535	52.692	54.149	97.4	18:22.345							
8	2:49.986	46.099	53.558	1:10.329	83.3	21:12.331							
9	2:27.554	39.441	52.524	55.589	96.0	23:39.885							
10	2:24.420	38.476	51.758	54.186	98.0	26:04.305							
90 ROLDAN RODRIGUEZ LURAUTO KK MINI COOPER													
1	4:12.875	B 1:46.488	1:06.282	1:20.105	56.0	4:12.875							
2	2:47.836	50.339	57.171	1:00.326	84.4	7:00.711							
3	2:53.411	44.394	59.330	1:09.687	81.6	9:54.122							
4	4:26.746	B 43.290	56.769	2:46.687	53.1	14:20.868							
5	2:38.814	47.273	54.885	56.656	89.2	16:59.682							
6	2:31.543	41.680	53.815	56.048	93.4	19:31.225							
7	2:29.788	39.835	53.254	56.699	94.5	22:01.013							
8	2:29.639	39.039	54.245	56.355	94.6	24:30.652							
9	2:30.283	39.802	53.006	57.475	94.2	27:00.935							
91 IÑAKI GESEZAGA ESC PARADINAS MOTOR MINI COOPER													
1	3:59.900	2:07.222	55.458	57.220	59.0	3:59.900							
2	2:35.871	41.835	57.189	56.847	90.8	6:35.771							
3	4:52.229	B 40.506	55.364	3:16.359	48.5	11:28.000							
4	2:35.822	45.586	53.517	56.719	90.9	14:03.822							
5	2:29.198	39.243	53.326	56.629	94.9	16:33.020							
6	2:28.043	38.640	53.199	56.204	95.6	19:01.063							
7	2:27.891	38.946	52.752	56.193	95.7	21:28.954							
8	2:28.991	39.481	53.306	56.204	95.0	23:57.945							
9	2:27.380	39.126	52.368	55.886	96.1	26:25.325							
92 SAMY PINEDA CHEFO SPORT MINI COOPER													
1	5:01.778	3:03.681	58.225	59.872	46.9	5:01.778							
2	2:39.605	45.509	55.450	58.646	88.7	7:41.383							
3	2:40.912	44.046	55.904	1:00.962	88.0	10:22.295							
4	4:37.962	B 46.662	57.058	2:54.242	50.9	15:00.257							
5	2:47.661	53.641	55.667	58.353	84.4	17:47.918							
6	2:36.678	44.135	55.133	57.410	90.4	20:24.596							
7	2:36.235	43.028	56.178	57.029	90.6	23:00.831							
8	2:35.990	42.428	56.032	57.530	90.8	25:36.821							
93 ANGEL RODRIGUEZ LURAUTO KK MINI COOPER													
1	3:38.191	1:44.656	55.305	58.230	64.9	3:38.191							
2	2:34.798	43.020	55.113	56.665	91.5	6:12.989							
3	2:30.601	40.443	53.606	56.552	94.0	8:43.590							
4	2:30.889	40.456	53.165	57.268	93.8	11:14.479							
5	2:29.838	39.744	53.145	56.949	94.5	13:44.317							
6	2:28.980	40.158	52.864	55.958	95.0	16:13.297							
7	2:29.902	39.754	53.352	56.796	94.5	18:43.199							
8	2:28.782	39.282	53.239	56.261	95.2	21:11.981							
9	2:27.763	39.364	52.506	55.893	95.8	23:39.744							
10	2:28.582	40.439	52.812	55.331	95.3	26:08.326							
95 SANTIAGO ARRIBAS CHEFO SPORT MINI COOPER													
1	3:24.220	1:34.751	52.414	57.055	69.3	3:24.220							
2	2:28.556	40.168	52.784	55.604	95.3	5:52.776							
3	2:26.652	39.093	53.012	54.547	96.5	8:19.428							
4	2:26.407	38.460	53.229	54.718	96.7	10:45.835							
5	2:29.391	39.763	53.070	56.558	94.8	13:15.226							
6	4:03.439	B 41.477	53.010	2:28.952	58.2	17:18.665							
7	2:39.819	47.138	55.712	56.969	88.6	19:58.484							
8	2:34.350	40.986	54.506	58.858	91.7	22:32.834							
9	2:31.662	40.474	54.210	56.978	93.4	25:04.496							
96 JORGE ESPINOSA LURAUTO KK MINI COOPER													
1	5:00.814	3:00.823	59.364	1:00.627	47.1	5:00.814							
2	2:39.390	43.829	56.508	59.053	88.8	7:40.204							
3	2:37.185	43.489	55.952	57.744	90.1	10:17.389							
4	2:37.453	41.632	57.225	58.596	89.9	12:54.842							
5	2:35.645	41.823	55.327	58.495	91.0	15:30.487							
6	2:32.954	41.347	54.550	57.057	92.6	18:03.441							
7	2:32.200	40.780	54.201	57.219	93.0	20:35.641							
8	2:34.984	40.292	56.714	57.978	91.4	23:10.625							
9	2:31.255	39.973	54.123	57.159	93.6	25:41.880							
97 JON VILLAR LURAUTO KK MINI COOPER													
1	3:45.915	1:48.089	57.834	59.992	62.7	3:45.915							
2	2:34.796	42.011	54.335	58.450	91.5	6:20.711							
3	2:36.893	42.308	55.143	59.442	90.2	8:57.604							
4	2:33.935	41.309	54.778	57.848	92.0	11:31.539							
5	2:34.972	41.545	54.795	58.632	91.4	14:06.511							
6	2:38.759	40.220	53.803	1:04.736	89.2	16:45.270							
7	2:33.460	40.879	54.209	58.372	92.3	19:18.730							
8	2:33.330	40.431	54.077	58.822	92.3	21:52.060							
9	2:35.461	40.345	57.684	57.432	91.1	24:27.521							
10	2:33.668	40.939	54.523	58.206	92.1	27:01.189							
99 NICO ABELLA CHEFO SPORT MINI COOPER													
1	4:29.339	2:32.904	57.824	58.611	52.6	4:29.339							
2	2:36.153	42.764	55.319	58.070	90.7	7:05.492							
3	4:20.202	B 41.505	56.401	2:42.296	54.4	11:25.694							
4	2:36.707	45.512	54.342	56.853	90.4	14:02.401							





CIRCUITO DE NAVARRA 3.933 m.

X COPA OPEN DE AUTOMOVILISMO CIRCUITO DE NAVARRA ENTRENAMIENTO LIBRE 1

Sector Analysis

■ Personal Best

■ Session Best

B Crossing the finish line in the pit lane

Lap	Time	Sector 1	Sector 2	Sector 3	Kph	Elapsed	Lap	Time	Sector 1	Sector 2	Sector 3	Kph	Elapsed
5	2:29.795	39.535	53.803	56.457	94.5	16:32.196							
6	2:29.893	38.755	53.214	57.924	94.5	19:02.089							
7	2:29.699	38.774	54.553	56.372	94.6	21:31.788							
8	2:29.882	40.195	53.307	56.380	94.5	24:01.670							
9	2:28.307	38.921	52.902	56.484	95.5	26:29.977							

102

PHILIPPE BOUCHARD

ARAKIL MOTORSPORT

DODGE VIPPER

1	6:30.084	4:49.532	51.442	49.110	36.3	6:30.084
2	2:11.591	36.476	47.152	47.963	107.6	8:41.675
3	2:07.376	35.413	44.903	47.060	111.2	10:49.051
4	6:40.301 B	35.905	45.388	5:19.008	35.4	17:29.352
5	2:15.645	40.539	47.409	47.697	104.4	19:44.997
6	2:11.529	35.261	47.674	48.594	107.6	21:56.526

