

CIRCUITO DE NAVARRA 3.933 m.

X COPA OPEN DE AUTOMOVILISMO

CIRCUITO DE NAVARRA


ENTRENAMIENTO LIBRE 2

Sector Analysis

Personal Best Session Best B Crossing the finish line in the pit lane

Lap	Time	Sector 1	Sector 2	Sector 3	Sector 4	Elapsed	Lap	Time	Sector 1	Sector 2	Sector 3	Sector 4	Elapsed		
3	JULIO GARDE MOTOR CLUB SABADELL RENAULT CLIO CUP IV							13	LUIS RUIZ C.D.E. ÚLTIMA VUELTA SEAT LEON						
1	5:57.883	4:14.182	51.310	52.391		5:57.883	1	10:22.336	8:36.503	51.966	53.867		10:22.336		
2	2:18.821	36.445	49.922	52.454		8:16.704	2	2:24.090	37.763	51.811	54.516		12:46.426		
3	2:18.614	36.417	50.160	52.037		10:35.318	3	2:19.393	37.495	49.350	52.548		15:05.819		
4	2:35.403	B 38.874	51.506	1:05.023		13:10.721	4	2:18.502	37.836	48.497	52.169		17:24.321		
5	2:49.781	1:07.849	50.101	51.831		16:00.502									
6	2:18.196	38.662	48.389	51.145		18:18.698									
7	2:14.220	35.344	47.556	51.320		20:32.918									
8	2:14.296	35.497	47.877	50.922		22:47.214									
9	2:13.937	35.660	47.805	50.472		25:01.151									
7	EDUARDO ESCOLANO AUTOMÓVIL CLUB ZARAGOZA SEAT LEON							14	JOAQUIN RODRIGO AUTOMÓVIL CLUB ZARAGOZA RENAULT CLIO CUP IV						
1	4:24.287	2:10.889	1:07.301	1:06.097		4:24.287	1	3:11.736	1:20.366	54.788	56.582		3:11.736		
2	2:54.811	49.908	1:01.520	1:03.383		7:19.098	2	2:28.279	40.414	52.702	55.163		5:40.015		
3	2:55.354	49.568	1:03.952	1:01.834		10:14.452	3	2:27.310	40.078	52.375	54.857		8:07.325		
4	2:54.507	48.266	1:02.036	1:04.205		13:08.959	4	2:27.335	40.522	52.082	54.731		10:34.660		
5	2:45.548	44.904	58.600	1:02.044		15:54.507	5	2:25.451	39.052	53.106	53.293		13:00.111		
6	3:01.345	45.708	1:07.736	1:07.901		18:55.852	6	2:24.256	38.518	51.422	54.316		15:24.367		
7	2:48.327	47.207	1:00.602	1:00.518		21:44.179	7	2:23.020	38.698	51.020	53.302		17:47.387		
8	3:06.108	44.032	1:07.426	1:14.650		24:50.287	8	2:23.384	38.593	51.405	53.386		20:10.771		
							9	2:22.482	38.312	51.080	53.090		22:33.253		
							10	2:21.795	38.369	50.753	52.673		24:55.048		
8	RICARDO GARRIZ ARAKIL MOTORSPORT SEAT LEON MKI							16	HUGO MUNIESA R.A.C. CIRCUITO GUADALOPE MAZDA MX5 CUP						
1	16:00.662	...	1:00.331	58.899		16:00.662	1	5:24.129	3:19.492	1:01.251	1:03.386		5:24.129		
2	2:42.330	45.743	57.774	58.813		18:42.992	2	2:42.072	43.612	56.672	1:01.788		8:06.201		
3	2:39.469	43.788	57.145	58.536		21:22.461	3	2:38.891	43.800	55.060	1:00.031		10:45.092		
							4	2:35.092	41.396	55.225	58.471		13:20.184		
							5	2:37.435	43.902	54.425	59.108		15:57.619		
							6	2:36.790	42.564	54.459	59.767		18:34.409		
							7	2:34.052	40.614	55.848	57.590		21:08.461		
							8	2:32.908	39.986	53.728	59.194		23:41.369		
							9	2:35.472	41.844	53.201	1:00.427		26:16.841		
9	ERIK ZABALA MOTOR CLUB SABADELL RENAULT CLIO CUP IV							17	EMILIO LIZARBE R.A.C. CIRCUITO GUADALOPE SEAT LEON mk1						
1	5:20.567	3:37.948	48.950	53.669		5:20.567	1	11:00.958	8:51.461	1:05.058	1:04.439		11:00.958		
2	2:13.661	35.639	47.966	50.056		7:34.228	2	2:42.453	47.877	58.839	55.737		13:43.411		
3	2:16.326	35.593	50.175	50.558		9:50.554	3	2:49.889	45.527	1:06.877	57.485		16:33.300		
4	2:15.364	37.124	47.843	50.397		12:05.918	4	2:38.279	42.740	56.128	59.411		19:11.579		
5	2:13.099	34.966	47.326	50.807		14:19.017	5	2:36.912	42.581	57.207	57.124		21:48.491		
6	2:13.066	35.297	47.769	50.000		16:32.083									
7	2:11.995	35.165	47.194	49.636		18:44.078									
8	2:15.225	35.595	48.315	51.315		20:59.303									
9	2:10.951	34.095	47.805	49.051		23:10.254									
10	2:13.718	34.328	47.727	51.663		25:23.972									
10	OSCAR VERGARA MOTOR CLUB SABADELL RENAULT CLIO CUP IV							24	FERNANDO DOMINGEZ SLT RACING HYUNDAI COUPE						
1	5:08.224	3:25.293	51.516	51.415		5:08.224	1	8:04.928	6:17.825	52.165	54.938		8:04.928		
2	2:15.831	36.926	48.180	50.725		7:24.055	2	2:25.430	41.172	50.126	54.132		10:30.358		
3	2:15.311	36.876	48.667	49.768		9:39.366	3	2:25.839	39.564	50.969	55.306		12:56.197		
4	2:13.237	35.785	46.889	50.563		11:52.603	4	2:22.255	38.452	51.182	52.621		15:18.452		
5	2:12.064	35.433	46.800	49.831		14:04.667	5	2:18.853	37.388	49.581	51.884		17:37.305		
6	2:13.289	35.293	47.676	50.320		16:17.956	6	2:18.853	37.299	49.630	51.924		19:56.158		
7	2:14.845	34.489	47.869	52.487		18:32.801	7	2:19.342	37.892	49.850	51.600		22:15.500		
8	2:11.219	34.906	46.813	49.500		20:44.020	8	2:20.661	37.356	49.690	53.615		24:36.161		
9	2:14.148	35.068	49.280	49.800		22:58.168	9	2:17.942	37.343	48.613	51.986		26:54.103		
10	2:13.756	35.340	47.256	51.160		25:11.924									
31	PHILIPP SEBASTIAN C.D.E. ÚLTIMA VUELTA SEAT LEON MKII														
1	9:49.774	7:58.963	53.717	57.094		9:49.774	1	9:49.774	7:58.963	53.717	57.094		9:49.774		
2	2:39.013	40.752	1:04.879	53.382		12:28.787	2	2:39.013	40.752	1:04.879	53.382		12:28.787		






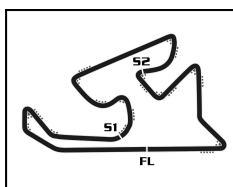
X COPA OPEN DE AUTOMOVILISMO CIRCUITO DE NAVARRA ENTRENAMIENTO LIBRE 2

Sector Analysis

■ Personal Best ■ Session Best B Crossing the finish line in the pit lane

Lap	Time	Sector 1	Sector 2	Sector 3	Sector 4	Elapsed	Lap	Time	Sector 1	Sector 2	Sector 3	Sector 4	Elapsed
3	3:00.368	39.190	59.115	1:22.063		15:29.155	6	2:13.943	35.382	48.118	50.443		21:01.262
4	2:22.632	38.545	50.543	53.544		17:51.787	7	3:20.487	34.924	1:50.307	55.256		24:21.749
5	2:23.128	37.478	49.739	55.911		20:14.915	80 ALVARO VELA LURAUTO KK MINI COOPER						
6	2:20.726	37.594	49.484	53.648		22:35.641	1	11:07.665	9:13.609	56.825	57.231		11:07.665
38 KELHIAN GRIÑON R.A.C. CIRCUITO GUADALOPE HYUNDAI ACCENT CUP							2	2:31.564	41.469	53.742	56.353		13:39.229
1	4:33.050	2:14.495	1:11.677	1:06.878		4:33.050	3	2:25.290	37.783	52.561	54.946		16:04.519
2	3:00.552	49.975	1:03.435	1:07.142		7:33.602	4	2:26.623	39.930	51.677	55.016		18:31.142
3	3:02.386	50.362	1:01.560	1:10.464		10:35.988	5	2:23.946	37.686	51.899	54.361		20:55.088
4	2:51.277	46.844	1:00.957	1:03.476		13:27.265	6	3:04.000	48.031	52.317	1:23.652		23:59.088
5	2:50.680	47.504	1:01.039	1:02.137		16:17.945	7	2:31.383	44.478	51.844	55.061		26:30.471
6	2:47.825	46.133	59.826	1:01.866		19:05.770	90 ROLDAN RODRIGUEZ LURAUTO KK MINI COOPER						
7	2:45.501	45.607	57.171	1:02.723		21:51.271	1	8:20.296	6:25.548	55.740	59.008		8:20.296
8	2:48.796	44.006	1:01.667	1:03.123		24:40.067	2	2:33.912	42.543	54.426	56.943		10:54.208
9	2:51.018	46.359	1:03.205	1:01.454		27:31.085	3	4:56.784 B	40.436	53.727	3:22.621		15:50.992
40 FRANCHO ECHGOLLEN AUTOMÓVIL CLUB ZARAGOZA HYUNDAI COUPE							4	2:46.329	55.999	53.953	56.377		18:37.321
1	3:06.047	1:18.945	52.362	54.740		3:06.047	5	2:27.630	38.394	53.624	55.612		21:04.951
2	2:26.056	39.198	52.459	54.399		5:32.103	91 IÑAKI GESEZAGA ESC PARADINAS MOTOR MINI COOPER						
3	2:27.993	39.987	52.887	55.119		8:00.096	1	11:26.601	9:36.586	53.705	56.310		11:26.601
4	2:28.098	40.048	53.166	54.884		10:28.194	2	2:33.613	39.216	53.579	1:00.818		14:00.214
5	2:27.266	40.050	51.973	55.243		12:55.460	3	2:26.684	38.685	52.727	55.272		16:26.898
6	2:25.975	38.712	52.263	55.000		15:21.435	4	2:28.375	39.532	53.251	55.592		18:55.273
7	4:05.775 B	38.634	56.588	2:30.553		19:27.210	5	2:27.637	38.394	52.977	56.266		21:22.910
8	2:36.321	47.594	52.766	55.961		22:03.531	6	2:41.151	38.393	52.927	1:09.831		24:04.061
9	2:25.566	38.564	52.521	54.481		24:29.097	7	2:25.727	38.486	52.210	55.031		26:29.788
10	2:24.174	38.028	51.370	54.776		26:53.271	92 SAMY PINEDA CHEFO SPORT MINI COOPER						
41 ANTONIO CAPABLO R.A.C. CIRCUITO GUADALOPE RENAULT TWINGO							1	3:38.195	1:42.900	57.149	58.146		3:38.195
1	3:59.237	1:46.186	1:05.121	1:07.930		3:59.237	2	2:30.416	40.581	53.805	56.030		6:08.611
2	3:04.175	51.173	1:06.083	1:06.919		7:03.412	3	2:27.261	39.093	52.384	55.784		8:35.872
3	3:06.525	49.752	1:07.410	1:09.363		10:09.937	4	2:27.023	38.599	53.026	55.398		11:02.895
4	3:08.209	49.294	1:10.619	1:08.296		13:18.146	5	7:52.767 B	39.645	51.829	6:21.293		18:55.662
5	3:06.014	50.234	1:06.117	1:09.663		16:24.160	6	2:57.708	54.765	1:00.254	1:02.689		21:53.370
6	3:02.249	49.328	1:04.909	1:08.012		19:26.409	7	2:47.201	43.946	1:00.294	1:02.961		24:40.571
7	2:59.637	49.626	1:02.995	1:07.016		22:26.046	93 ANGEL RODRIGUEZ LURAUTO KK MINI COOPER						
8	3:01.757	48.906	1:05.479	1:07.372		25:27.803	1	9:34.584	7:44.999	54.239	55.346		9:34.584
49 JAIME LATAPIA SMC JUNIOR MOTORSPORT CLIO CUP III							2	2:25.309	38.570	51.925	54.814		11:59.893
1	9:58.416	8:10.658	53.075	54.683		9:58.416	3	2:25.829	38.274	52.501	55.054		14:25.722
2	2:18.847	38.043	48.963	51.841		12:17.263	4	5:21.720	38.644	51.397	3:51.679		19:47.442
3	2:18.009	37.418	49.867	50.724		14:35.272	95 SANTIAGO ARRIBAS CHEFO SPORT MINI COOPER						
4	2:18.378	36.369	48.501	53.508		16:53.650	1	3:46.742	1:57.772	53.055	55.915		3:46.742
5	2:18.681	36.531	49.584	52.566		19:12.331	2	2:25.727	38.557	52.030	55.140		6:12.469
6	2:17.252	37.699	47.906	51.647		21:29.583	3	2:24.061	38.236	51.478	54.347		8:36.530
79 JAVIER CICUENZEZ SLT RACING RENAULT CLIO CUP IV							4	2:42.321	38.541	53.468	1:10.312		11:18.851
1	9:58.253	8:15.361	50.424	52.468		9:58.253	5	2:40.800	37.542	1:07.121	56.137		13:59.651
2	2:13.910	35.811	48.896	49.203		12:12.163	6	3:56.299 B	38.287	51.804	2:26.208		17:55.950
3	2:10.749	35.018	46.562	49.169		14:22.912	7	2:40.608	46.833	55.523	58.252		20:36.558
4	2:10.982	34.856	46.898	49.228		16:33.894							
5	2:13.425	35.722	47.705	49.998		18:47.319							





X COPA OPEN DE AUTOMOVILISMO CIRCUITO DE NAVARRA ENTRENAMIENTO LIBRE 2

Sector Analysis

CIRCUITO DE NAVARRA 3.933 m.

■ Personal Best ■ Session Best B Crossing the finish line in the pit lane

Lap	Time	Sector 1	Sector 2	Sector 3	Sector 4	Elapsed	Lap	Time	Sector 1	Sector 2	Sector 3	Sector 4	Elapsed
8	2:30.390	40.103	54.263	56.024		23:06.948							
9	3:27.313	41.115	52.335	1:53.863		26:34.261							

96 JORGE ESPINOSA													
LURAUTO KK		MINI COOPER											
1	8:41.618	6:44.675	59.211	57.732		8:41.618							
2	2:32.042	41.008	53.772	57.262		11:13.660							
3	2:31.748	40.737	54.377	56.634		13:45.408							
4	2:32.876	41.758	54.219	56.899		16:18.284							
5	2:30.745	39.884	53.275	57.586		18:49.029							
6	2:29.157	39.976	53.179	56.002		21:18.186							

97 JON VILLAR													
LURAUTO KK		MINI COOPER											
1	9:47.561	7:37.144	1:03.396	1:07.021		9:47.561							
2	2:40.551	44.840	56.655	59.056		12:28.112							
3	2:41.483	43.124	58.064	1:00.295		15:09.595							
4	2:34.408	42.076	54.435	57.897		17:44.003							
5	2:31.416	39.504	54.500	57.412		20:15.419							
6	2:31.710	39.831	54.800	57.079		22:47.129							
7	2:31.771	39.138	54.843	57.790		25:18.900							

99 NICO ABELLA													
CHEFO SPORT		MINI COOPER											
1	3:15.164	1:26.225	53.283	55.656		3:15.164							
2	2:27.934	39.085	52.607	56.242		5:43.098							
3	7:31.433B	39.617	53.259	5:58.557		13:14.531							
4	2:49.795	57.604	54.622	57.569		16:04.326							
5	2:31.460	41.964	53.478	56.018		18:35.786							
6	2:28.473	38.863	52.712	56.898		21:04.259							
7	2:27.290	37.826	52.920	56.544		23:31.549							
8	2:28.591	38.520	52.880	57.191		26:00.140							

102 PHILIPPE BOUCHARD													
ARAKIL MOTORSPORT		DODGE VIPPER											
1	5:28.185	3:16.626	1:05.391	1:06.168		5:28.185							

