

# X COPA OPEN DE AUTOMOVILISMO

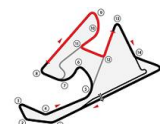
## CIRCUITO DE NAVARRA


### ENTRENAMIENTO LIBRE 2

#### Sector Analysis

■ Personal Best ■ Session Best B Crossing the finish line in the pit lane

Lap	Time	Sector 1	Sector 2	Sector 3	Kph	Elapsed	Lap	Time	Sector 1	Sector 2	Sector 3	Kph	Elapsed	
<b>3</b>	<b>JULIO GARDE</b> MOTOR CLUB SABADELL RENAULT CLIO CUP IV							<b>13</b>	<b>LUIS RUIZ</b> C.D.E. ÚLTIMA VUELTA SEAT LEON					
1	5:57.883	4:14.182	51.310	52.391	39.6	5:57.883	1	10:22.336	8:36.503	51.966	53.867	22.8	10:22.336	
2	2:18.821	36.445	49.922	52.454	102.0	8:16.704	2	2:24.090	37.763	51.811	54.516	98.3	12:46.426	
3	2:18.614	36.417	50.160	52.037	102.1	10:35.318	3	2:19.393	<b>37.495</b>	49.350	52.548	101.6	15:05.819	
4	2:35.403	38.874	51.506	1:05.023	91.1	13:10.721	4	<b>2:18.502</b>	37.836	<b>48.497</b>	<b>52.169</b>	102.2	17:24.321	
5	2:49.781	1:07.849	50.101	51.831	83.4	16:00.502								
6	2:18.196	38.662	48.389	51.145	102.5	18:18.698								
7	2:14.220	<b>35.344</b>	<b>47.556</b>	51.320	105.5	20:32.918								
8	2:14.296	35.497	47.877	50.922	105.4	22:47.214								
9	<b>2:13.937</b>	35.660	47.805	<b>50.472</b>	105.7	25:01.151								
<b>7</b>	<b>EDUARDO ESCOLANO</b> AUTOMÓVIL CLUB ZARAGOZA SEAT LEON							<b>14</b>	<b>JOAQUIN RODRIGO</b> AUTOMÓVIL CLUB ZARAGOZA RENAULT CLIO CUP IV					
1	4:24.287	2:10.889	1:07.301	1:06.097	53.6	4:24.287	1	3:11.736	1:20.366	54.788	56.582	73.8	3:11.736	
2	2:54.811	49.908	1:01.520	1:03.383	81.0	7:19.098	2	2:28.279	40.414	52.702	55.163	95.5	5:40.015	
3	2:55.354	49.568	1:03.952	1:01.834	80.7	10:14.452	3	2:27.310	40.078	52.375	54.857	96.1	8:07.325	
4	2:54.507	48.266	1:02.036	1:04.205	81.1	13:08.959	4	2:27.335	40.522	52.082	54.731	96.1	10:34.660	
5	<b>2:45.548</b>	44.904	<b>58.600</b>	1:02.044	85.5	15:54.507	5	2:25.451	39.052	53.106	53.293	97.3	13:00.111	
6	3:01.345	45.708	1:07.736	1:07.901	78.1	18:55.852	6	2:24.256	38.518	51.422	54.316	98.2	15:24.367	
7	2:48.327	47.207	1:00.602	<b>1:00.518</b>	84.1	21:44.179	7	2:23.020	38.698	51.020	53.302	99.0	17:47.387	
8	3:06.108	<b>44.032</b>	1:07.426	1:14.650	76.1	24:50.287	8	2:23.384	38.593	51.405	53.386	98.7	20:10.771	
<b>8</b>	<b>RICARDO GARRIZ</b> ARAKIL MOTORSPORT SEAT LEON MKI							<b>16</b>	<b>HUGO MUNIESA</b> R.A.C. CIRCUITO GUADALOPE MAZDA MX5 CUP					
1	16:00.662	...	1:00.331	58.899	14.7	16:00.662	1	5:24.129	3:19.492	1:01.251	1:03.386	43.7	5:24.129	
2	2:42.330	45.743	57.774	58.813	87.2	18:42.992	2	2:42.072	43.612	56.672	1:01.788	87.4	8:06.201	
3	<b>2:39.469</b>	43.788	<b>57.145</b>	<b>58.536</b>	88.8	21:22.461	3	2:38.891	43.800	55.060	1:00.031	89.1	10:45.092	
							4	2:35.092	41.396	55.225	58.471	91.3	13:20.184	
							5	2:37.435	43.902	54.425	59.108	89.9	15:57.619	
							6	2:36.790	42.564	54.459	59.767	90.3	18:34.409	
							7	2:34.052	40.614	55.848	<b>57.590</b>	91.9	21:08.461	
							8	<b>2:32.908</b>	<b>39.986</b>	53.728	59.194	92.6	23:41.369	
							9	2:35.472	41.844	<b>53.201</b>	1:00.427	91.1	26:16.841	
<b>9</b>	<b>ERIK ZABALA</b> MOTOR CLUB SABADELL RENAULT CLIO CUP IV							<b>17</b>	<b>EMILIO LIZARBE</b> R.A.C. CIRCUITO GUADALOPE SEAT LEON mk1					
1	5:20.567	3:37.948	48.950	53.669	44.2	5:20.567	1	11:00.958	8:51.461	1:05.058	1:04.439	21.4	11:00.958	
2	2:13.661	35.639	47.966	50.056	105.9	7:34.228	2	2:42.453	47.877	58.839	<b>55.737</b>	87.2	13:43.411	
3	2:16.326	35.593	50.175	50.558	103.9	9:50.554	3	2:49.889	45.527	1:06.877	57.485	83.3	16:33.300	
4	2:15.364	37.124	47.843	50.397	104.6	12:05.918	4	2:38.279	42.740	56.128	59.411	89.5	19:11.579	
5	2:13.099	34.966	47.326	50.807	106.4	14:19.017	5	<b>2:36.912</b>	42.581	57.207	57.124	90.2	21:48.491	
6	2:13.066	35.297	47.769	50.000	106.4	16:32.083								
7	2:11.995	35.165	<b>47.194</b>	49.636	107.3	18:44.078								
8	2:15.225	35.595	48.315	51.315	104.7	20:59.303								
9	<b>2:10.951</b>	<b>34.095</b>	47.805	<b>49.051</b>	108.1	23:10.254								
10	2:13.718	34.328	47.727	51.663	105.9	25:23.972								
<b>10</b>	<b>OSCAR VERGARA</b> MOTOR CLUB SABADELL RENAULT CLIO CUP IV							<b>24</b>	<b>FERNANDO DOMINGEZ</b> SLT RACING HYUNDAI COUPE					
1	5:08.224	3:25.293	51.516	51.415	45.9	5:08.224	1	8:04.928	6:17.825	52.165	54.938	29.2	8:04.928	
2	2:15.831	36.926	48.180	50.725	104.2	7:24.055	2	2:25.430	41.172	50.126	54.132	97.4	10:30.358	
3	2:15.311	36.876	48.667	49.768	104.6	9:39.366	3	2:25.839	39.564	50.969	55.306	97.1	12:56.197	
4	2:13.237	35.785	46.889	50.563	106.3	11:52.603	4	2:22.255	38.452	51.182	52.621	99.5	15:18.452	
5	2:12.064	35.433	<b>46.800</b>	49.831	107.2	14:04.667	5	2:18.853	37.388	49.581	51.884	102.0	17:37.305	
6	2:13.289	35.293	47.676	50.320	106.2	16:17.956	6	2:18.853	<b>37.299</b>	49.630	51.924	102.0	19:56.158	
7	2:14.845	<b>34.489</b>	47.869	52.487	105.0	18:32.801	7	2:19.342	37.892	49.850	<b>51.600</b>	101.6	22:15.500	
8	<b>2:11.219</b>	34.906	46.813	<b>49.500</b>	107.9	20:44.020	8	2:20.661	37.356	49.690	53.615	100.7	24:36.161	
9	2:14.148	35.068	49.280	49.800	105.5	22:58.168	9	<b>2:17.942</b>	37.343	<b>48.613</b>	51.986	102.6	26:54.103	
10	2:13.756	35.340	47.256	51.160	105.9	25:11.924								
<b>31</b>	<b>PHILIPP SEBASTIAN</b> C.D.E. ÚLTIMA VUELTA SEAT LEON MKII													
1	9:49.774	7:58.963	53.717	57.094	24.0	9:49.774								
2	2:39.013	40.752	1:04.879	<b>53.382</b>	89.0	12:28.787								





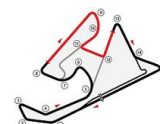
# X COPA OPEN DE AUTOMOVILISMO

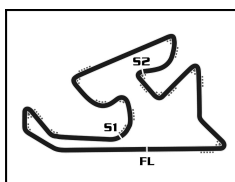
## CIRCUITO DE NAVARRA

### ENTRENAMIENTO LIBRE 2

#### Sector Analysis

Lap	Time	Sector 1	Sector 2	Sector 3	Kph	Elapsed	Lap	Time	Sector 1	Sector 2	Sector 3	Kph	Elapsed
3	3:00.368	39.190	59.115	1:22.063	78.5	15:29.155	6	2:13.943	35.382	48.118	50.443	105.7	21:01.262
4	2:22.632	38.545	50.543	53.544	99.3	17:51.787	7	3:20.487	34.924	1:50.307	55.256	70.6	24:21.749
5	2:23.128	<b>37.478</b>	49.739	55.911	98.9	20:14.915							
6	<b>2:20.726</b>	37.594	<b>49.484</b>	53.648	100.6	22:35.641							
<b>38</b>	<b>KELHIAN GRIÑON</b>												
	R.A.C. CIRCUITO GUADALOPE	HYUNDAI ACCENT CUP											
1	4:33.050	2:14.495	1:11.677	1:06.878	51.9	4:33.050							
2	3:00.552	49.975	1:03.435	1:07.142	78.4	7:33.602							
3	3:02.386	50.362	1:01.560	1:10.464	77.6	10:35.988							
4	2:51.277	46.844	1:00.957	1:03.476	82.7	13:27.265							
5	2:50.680	47.504	1:01.039	1:02.137	83.0	16:17.945							
6	2:47.825	46.133	59.826	1:01.866	84.4	19:05.770							
7	<b>2:45.501</b>	45.607	<b>57.171</b>	1:02.723	85.6	21:51.271							
8	2:48.796	<b>44.006</b>	1:01.667	1:03.123	83.9	24:40.067							
9	2:51.018	46.359	1:03.205	<b>1:01.454</b>	82.8	27:31.085							
<b>40</b>	<b>FRANCHO ECHGOLLEN</b>												
	AUTOMÓVIL CLUB ZARAGOZA	HYUNDAI COUPE											
1	3:06.047	1:18.945	52.362	54.740	76.1	3:06.047							
2	2:26.056	39.198	52.459	<b>54.399</b>	96.9	5:32.103							
3	2:27.993	39.987	52.887	55.119	95.7	8:00.096							
4	2:28.098	40.048	53.166	54.884	95.6	10:28.194							
5	2:27.266	40.050	51.973	55.243	96.1	12:55.460							
6	2:25.975	38.712	52.263	55.000	97.0	15:21.435							
7	4:05.775 <b>B</b>	38.634	56.588	2:30.553	57.6	19:27.210							
8	2:36.321	47.594	52.766	55.961	90.6	22:03.531							
9	2:25.566	38.564	52.521	54.481	97.3	24:29.097							
10	<b>2:24.174</b>	<b>38.028</b>	<b>51.370</b>	54.776	98.2	26:53.271							
<b>41</b>	<b>ANTONIO CAPABLO</b>												
	R.A.C. CIRCUITO GUADALOPE	RENAULT TWINGO											
1	3:59.237	1:46.186	1:05.121	1:07.930	59.2	3:59.237							
2	3:04.175	51.173	1:06.083	<b>1:06.919</b>	76.9	7:03.412							
3	3:06.525	49.752	1:07.410	1:09.363	75.9	10:09.937							
4	3:08.209	49.294	1:10.619	1:08.296	75.2	13:18.146							
5	3:06.014	50.234	1:06.117	1:09.663	76.1	16:24.160							
6	3:02.249	49.328	1:04.909	1:08.012	77.7	19:26.409							
7	<b>2:59.637</b>	49.626	<b>1:02.995</b>	1:07.016	78.8	22:26.046							
8	3:01.757	<b>48.906</b>	1:05.479	1:07.372	77.9	25:27.803							
<b>49</b>	<b>JAIME LATAPIA</b>												
	SMC JUNIOR MOTORSPORT	CLIO CUP III											
1	9:58.416	8:10.658	53.075	54.683	23.7	9:58.416							
2	2:18.847	38.043	48.963	51.841	102.0	12:17.263							
3	2:18.009	37.418	49.867	<b>50.724</b>	102.6	14:35.272							
4	2:18.378	<b>36.369</b>	48.501	53.508	102.3	16:53.650							
5	2:18.681	36.531	49.584	52.566	102.1	19:12.331							
6	<b>2:17.252</b>	37.699	<b>47.906</b>	51.647	103.2	21:29.583							
<b>79</b>	<b>JAVIER CIUENDEZ</b>												
	SLT RACING	RENAULT CLIO CUP IV											
1	9:58.253	8:15.361	50.424	52.468	23.7	9:58.253							
2	2:13.910	35.811	48.896	49.203	105.7	12:12.163							
3	<b>2:10.749</b>	<b>35.018</b>	<b>46.562</b>	<b>49.169</b>	108.3	14:22.912							
4	2:10.982	<b>34.856</b>	46.898	49.228	108.1	16:33.894							
5	2:13.425	35.722	47.705	49.998	106.1	18:47.319							
<b>80</b>	<b>ALVARO VELA</b>												
	LURAUTO KK	MINI COOPER											
1	11:07.665	9:13.609	56.825	57.231	21.2	11:07.665							
2	2:31.564	41.469	53.742	56.353	93.4	13:39.229							
3	2:25.290	37.783	52.561	54.946	97.5	16:04.519							
4	2:26.623	39.930	<b>51.677</b>	55.016	96.6	18:31.142							
5	<b>2:23.946</b>	<b>37.686</b>	51.899	<b>54.361</b>	98.4	20:55.088							
6	3:04.000	48.031	52.317	1:23.652	76.9	23:59.088							
7	2:31.383	44.478	51.844	55.061	93.5	26:30.471							
<b>90</b>	<b>ROLDAN RODRIGUEZ</b>												
	LURAUTO KK	MINI COOPER											
1	8:20.296	6:25.548	55.740	59.008	28.3	8:20.296							
2	2:33.912	42.543	54.426	56.943	92.0	10:54.208							
3	4:56.784 <b>B</b>	40.436	53.727	3:22.621	47.7	15:50.992							
4	2:46.329	55.999	53.953	56.377	85.1	18:37.321							
5	<b>2:27.630</b>	<b>38.394</b>	53.624	<b>55.612</b>	95.9	21:04.951							
<b>91</b>	<b>IÑAKI GSEZAGA</b>												
	ESC PARADINAS MOTOR	MINI COOPER											
1	11:26.601	9:36.586	53.705	56.310	20.6	11:26.601							
2	2:33.613	39.216	53.579	1:00.818	92.2	14:00.214							
3	2:26.684	38.685	52.727	55.272	96.5	16:26.898							
4	2:28.375	39.532	53.251	55.592	95.4	18:55.273							
5	2:27.637	38.394	52.977	56.266	95.9	21:22.910							
6	2:41.151	<b>38.393</b>	52.927	1:09.831	87.9	24:04.061							
7	<b>2:25.727</b>	38.486	<b>52.210</b>	<b>55.031</b>	97.2	26:29.788							
<b>92</b>	<b>SAMY PINEDA</b>												
	CHEFO SPORT	MINI COOPER											
1	3:38.195	1:42.900	57.149	58.146	64.9	3:38.195							
2	2:30.416	40.581	53.805	56.030	94.1	6:08.611							
3	2:27.261	39.093	52.384	55.784	96.1	8:35.872							
4	<b>2:27.023</b>	<b>38.599</b>	53.026	<b>55.398</b>	96.3	11:02.895							
5	7:52.767 <b>B</b>	39.645	<b>51.829</b>	6:21.293	29.9	18:55.662							
6	2:57.708	54.765	1:00.254	1:02.689	79.7	21:53.370							
7	2:47.201	43.946	1:00.294	1:02.961	84.7	24:40.571							
<b>93</b>	<b>ANGEL RODRIGUEZ</b>												
	LURAUTO KK	MINI COOPER											
1	9:34.584	7:44.999	54.239	55.346	24.6	9:34.584							
2	<b>2:25.309</b>	38.570	51.925	<b>54.814</b>	97.4	11:59.893							
3	2:25.829	<b>38.274</b>	52.501	55.054	97.1	14:25.722							
4	5:21.720	38.644	<b>51.397</b>	3:51.679	44.0	19:47.442							
<b>95</b>	<b>SANTIAGO ARRIBAS</b>												
	CHEFO SPORT	MINI COOPER											
1	3:46.742	1:57.772	53.055	55.915	62.4	3:46.742							
2	2:25.727	38.557	52.030	55.140	97.2	6:12.469							
3	<b>2:24.061</b>	38.236	<b>51.478</b>	<b>54.347</b>	98.3	8:36.530							
4	2:42.321	38.541	53.468	1:10.312	87.2	11:18.851							
5	2:40.800	<b>37.542</b>	1:07.121	56.137	88.1	13:59.651							
6	3:56.299 <b>B</b>	38.287	51.804	2:26.208	59.9	17:55.950							
7	2:40.608	46.833	55.523	58.252	88.2	20:36.558							





CIRCUITO DE NAVARRA 3.933 m.

# X COPA OPEN DE AUTOMOVILISMO

## CIRCUITO DE NAVARRA

### ENTRENAMIENTO LIBRE 2

## Sector Analysis

■ Personal Best ■ Session Best B Crossing the finish line in the pit lane

Lap	Time	Sector 1	Sector 2	Sector 3	Kph	Elapsed	Lap	Time	Sector 1	Sector 2	Sector 3	Kph	Elapsed
8	2:30.390	40.103	54.263	56.024	94.1	23:06.948							
9	3:27.313	41.115	52.335	1:53.863	68.3	26:34.261							

96 JORGE ESPINOSA						
LURAUTO KK			MINI COOPER			
1	8:41.618	6:44.675	59.211	57.732	27.1	8:41.618
2	2:32.042	41.008	53.772	57.262	93.1	11:13.660
3	2:31.748	40.737	54.377	56.634	93.3	13:45.408
4	2:32.876	41.758	54.219	56.899	92.6	16:18.284
5	2:30.745	39.884	53.275	57.586	93.9	18:49.029
6	<b>2:29.157</b>	39.976	53.179	<b>56.002</b>	94.9	21:18.186

97 JON VILLAR						
LURAUTO KK			MINI COOPER			
1	9:47.561	7:37.144	1:03.396	1:07.021	24.1	9:47.561
2	2:40.551	44.840	56.655	59.056	88.2	12:28.112
3	2:41.483	43.124	58.064	1:00.295	87.7	15:09.595
4	2:34.408	42.076	<b>54.435</b>	57.897	91.7	17:44.003
5	<b>2:31.416</b>	39.504	54.500	57.412	93.5	20:15.419
6	2:31.710	39.831	54.800	<b>57.079</b>	93.3	22:47.129
7	2:31.771	<b>39.138</b>	54.843	57.790	93.3	25:18.900

99 NICO ABELLA						
CHEFO SPORT			MINI COOPER			
1	3:15.164	1:26.225	53.283	<b>55.656</b>	72.5	3:15.164
2	2:27.934	39.085	<b>52.607</b>	56.242	95.7	5:43.098
3	7:31.433 B	39.617	53.259	5:58.557	31.4	13:14.531
4	2:49.795	57.604	54.622	57.569	83.4	16:04.326
5	2:31.460	41.964	53.478	56.018	93.5	18:35.786
6	2:28.473	38.863	52.712	56.898	95.4	21:04.259
7	<b>2:27.290</b>	<b>37.826</b>	52.920	56.544	96.1	23:31.549
8	2:28.591	38.520	52.880	57.191	95.3	26:00.140

102 PHILIPPE BOUCHARD						
ARAKIL MOTORSPORT			DODGE VIPPER			
1	5:28.185	3:16.626	<b>1:05.391</b>	<b>1:06.168</b>	43.1	5:28.185

