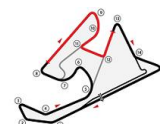


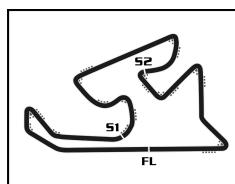
# X COPA OPEN DE AUTOMOVILISMO CIRCUITO DE NAVARRA ENTRENAMIENTO CRONOMETRADO 2

## Sector Analysis

Personal Best Session Best B Crossing the finish line in the pit lane

Lap	Time	Sector 1	Sector 2	Sector 3	Kph	Elapsed	Lap	Time	Sector 1	Sector 2	Sector 3	Kph	Elapsed	
<b>3</b>	<b>JULIO GARDE</b> MOTOR CLUB SABADELL RENAULT CLIO CUP IV							<b>14</b>	<b>JOAQUIN RODRIGO</b> AUTOMÓVIL CLUB ZARAGOZA RENAULT CLIO CUP IV					
1	3:00.143	1:28.961	44.682	46.500	78.6	3:00.143	1	4:04.725	2:30.527	44.861	49.337	57.9	4:04.725	
2	2:03.444	33.042	44.199	46.203	114.7	5:03.587	2	2:02.247	33.658	43.238	45.351	115.8	6:06.972	
3	2:01.632	33.141	42.915	45.576	116.4	7:05.219	3	1:59.547	32.337	42.419	<b>44.791</b>	118.4	8:06.519	
4	2:02.393	32.693	43.352	46.348	115.7	9:07.612	4	<b>1:59.377</b>	<b>32.253</b>	<b>42.015</b>	45.109	118.6	10:05.896	
5	2:01.388	32.723	42.816	45.849	116.6	11:09.000	5	1:59.587	32.268	42.057	45.262	118.4	12:05.483	
6	<b>2:00.413</b>	<b>32.610</b>	<b>42.474</b>	<b>45.329</b>	117.6	13:09.413								
7	2:01.717	33.118	42.812	45.787	116.3	15:11.130								
<b>7</b>	<b>PABLO ESCOLANO</b> AUTOMÓVIL CLUB ZARAGOZA SEAT LEON							<b>16</b>	<b>HUGO MUNIESA</b> R.A.C. CIRCUITO GUADALOPE MAZDA MX5 CUP					
1	3:42.738	2:01.014	51.033	50.691	63.6	3:42.738	1	5:18.902	3:39.630	48.040	51.232	44.4	5:18.902	
2	2:12.552	36.230	47.010	49.312	106.8	5:55.290	2	2:14.288	37.245	46.755	50.288	105.4	7:33.190	
3	2:14.684	36.275	46.737	51.672	105.1	8:09.974	3	<b>2:13.275</b>	37.155	<b>46.144</b>	<b>49.976</b>	106.2	9:46.465	
4	2:13.843	37.211	46.828	49.804	105.8	10:23.817	4	2:17.295	<b>36.994</b>	46.551	53.750	103.1	12:03.760	
5	<b>2:11.458</b>	<b>35.612</b>	<b>46.543</b>	<b>49.303</b>	107.7	12:35.275								
6	2:39.317	40.655	57.390	1:01.272	88.9	15:14.592								
<b>8</b>	<b>RICARDO GARRIZ</b> ARAKIL MOTORSPORT SEAT LEON MKI							<b>17</b>	<b>EMILIO LIZARBE</b> R.A.C. CIRCUITO GUADALOPE SEAT LEON mk1					
1	2:51.202	1:16.697	45.515	48.990	82.7	2:51.202	1	4:00.451	2:18.062	<b>50.867</b>	<b>51.522</b>	58.9	4:00.451	
2	2:01.347	<b>33.060</b>	42.933	45.354	116.7	4:52.549	2	<b>2:23.538</b>	<b>39.211</b>	51.467	52.860	98.6	6:23.989	
3	2:03.364	33.695	44.066	45.603	114.8	6:55.913								
4	2:25.590	39.836	54.083	51.671	97.3	9:21.503								
5	2:02.785	34.003	43.322	45.460	115.3	11:24.288								
6	2:18.202	38.264	51.088	48.850	102.5	13:42.490								
7	<b>2:01.214</b>	33.287	<b>42.845</b>	<b>45.082</b>	116.8	15:43.704								
<b>9</b>	<b>ERIK ZABALA</b> MOTOR CLUB SABADELL RENAULT CLIO CUP IV							<b>24</b>	<b>FERNANDO DOMINGEZ</b> SLT RACING HYUNDAI COUPE					
1	2:46.868	1:14.147	46.119	46.602	84.9	2:46.868	1	4:24.119	2:46.516	48.248	49.355	53.6	4:24.119	
2	2:01.684	33.254	42.678	45.752	116.4	4:48.552	2	2:07.863	35.331			110.7	6:31.982	
3	2:00.645	32.676	42.581	45.388	117.4	6:49.197	3	2:06.789	34.300			111.7	8:38.771	
4	2:00.838	32.406	42.876	45.556	117.2	8:50.035	4	2:06.646	34.245	<b>44.304</b>	<b>48.097</b>	111.8	10:45.417	
5	<b>1:59.449</b>	<b>32.280</b>	<b>42.155</b>	<b>45.014</b>	118.5	10:49.484	5	<b>2:05.300</b>	34.353			113.0	12:50.717	
6	2:09.451	34.763	47.827	46.861	109.4	12:58.935	6	2:05.921	<b>33.676</b>			112.4	14:56.638	
7	2:01.860	33.180	43.026	45.654	116.2	15:00.795								
<b>10</b>	<b>OSCAR VERGARA</b> MOTOR CLUB SABADELL RENAULT CLIO CUP IV							<b>31</b>	<b>PHILIPP SEBASTIAN</b> C.D.E. ÚLTIMA VUELTA SEAT LEON MKII					
1	3:23.886	1:50.053	46.257	47.576	69.4	3:23.886	1	5:48.493	4:08.207	51.438	48.848	40.6	5:48.493	
2	2:04.099	34.276	43.816	46.007	114.1	5:27.985	2	2:02.004	33.448	43.521	45.035	116.1	7:50.497	
3	2:02.872	33.118	43.446	46.308	115.2	7:30.857	3	2:02.867	33.718	43.169	45.980	115.2	9:53.364	
4	<b>2:00.760</b>	32.860	<b>42.703</b>	<b>45.197</b>	117.2	9:31.617	4	2:03.298	33.893	43.290	46.115	114.8	11:56.662	
5	2:01.057	<b>32.598</b>	43.137	45.322	117.0	11:32.674	5	2:00.070	32.913	42.636	44.521	117.9	13:56.732	
6	2:01.919	33.248	42.899	45.772	116.1	13:34.593	6	<b>1:58.623</b>	<b>32.254</b>	<b>41.884</b>	<b>44.485</b>	119.4	15:55.355	
7	2:01.938	33.060	43.478	45.400	116.1	15:36.531								
<b>13</b>	<b>LUIS RUIZ</b> C.D.E. ÚLTIMA VUELTA SEAT LEON							<b>38</b>	<b>MARIA OLIVA</b> R.A.C. CIRCUITO GUADALOPE HYUNDAI ACCENT CUP					
1	6:39.461	5:09.701	43.711	46.049	35.4	6:39.461	1	3:52.299	1:54.727	58.679	58.893	61.0	3:52.299	
2	2:03.317	33.903	43.756	45.658	114.8	8:42.778	2	2:40.438	44.463	58.696	57.279	88.3	6:32.737	
3	2:00.749	32.893	42.444	45.412	117.3	10:43.527	3	2:38.134	44.414	57.176	56.544	89.5	9:10.871	
4	1:59.694	32.837	42.755	<b>44.102</b>	118.3	12:43.221	4	2:33.788	43.197	55.640	54.951	92.1	11:44.659	
5	<b>1:59.396</b>	<b>32.608</b>	<b>42.328</b>	44.460	118.6	14:42.617	5	2:30.182	41.083	54.296	54.803	94.3	14:14.841	
							6	<b>2:27.657</b>	<b>40.857</b>	<b>52.152</b>	<b>54.648</b>	95.9	16:42.498	
							<b>40</b>	<b>FRANCHO ECHGOLLEN</b> AUTOMÓVIL CLUB ZARAGOZA HYUNDAI COUPE						
							1	5:03.497	3:29.587	46.521	47.389	46.7	5:03.497	
							2	2:04.633	33.943	44.364	<b>46.326</b>	113.6	7:08.130	
							3	2:05.022	33.932	44.454	46.636	113.3	9:13.152	
							4	<b>2:04.630</b>	33.919	<b>44.083</b>	46.628	113.6	11:17.782	
							5	2:05.195	<b>33.687</b>	44.405	47.103	113.1	13:22.977	





CIRCUITO DE NAVARRA 3.933 m.

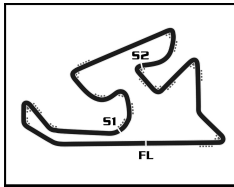
# X COPA OPEN DE AUTOMOVILISMO CIRCUITO DE NAVARRA ENTRENAMIENTO CRONOMETRADO 2

## Sector Analysis

■ Personal Best ■ Session Best B Crossing the finish line in the pit lane

Lap	Time	Sector 1	Sector 2	Sector 3	Kph	Elapsed	Lap	Time	Sector 1	Sector 2	Sector 3	Kph	Elapsed	
<b>41</b>	<b>MARTA CABELLO</b> R.A.C. CIRCUITO GUADALOPE RENAULT TWINGO							<b>91</b>	<b>IÑAKI GESEZAGA</b> ESC PARADINAS MOTOR MINI COOPER					
1	4:35.141	2:38.581	57.396	59.164	51.5	4:35.141	1	4:37.308	2:59.968	48.163	49.177	51.1	4:37.308	
2	2:41.264	44.255	58.695	58.314	87.8	7:16.405	2	2:07.004	34.337	44.891	47.776	111.5	6:44.312	
3	<b>2:34.686</b>	42.625	<b>54.887</b>	57.174	91.5	9:51.091	3	<b>2:06.006</b>	<b>33.867</b>	44.855	<b>47.284</b>	112.4	8:50.318	
4	2:35.244	43.901	55.104	<b>56.239</b>	91.2	12:26.335	4	2:06.092	34.169	44.507	47.416	112.3	10:56.410	
5	2:35.587	<b>41.982</b>	56.140	57.465	91.0	15:01.922	5	2:06.158	33.880	<b>44.487</b>	47.791	112.2	13:02.568	
<b>46</b>	<b>ANDER GAMON</b> R.A.C. CIRCUITO GUADALOPE MERCEDES							<b>92</b>	<b>SAMY PINEDA</b> CHEFO SPORT MINI COOPER					
1	3:25.188	1:33.782	47.975	1:03.431	69.0	3:25.188	1	2:33.105	57.825	46.298	48.982	92.5	2:33.105	
2	<b>2:05.243</b>	<b>33.705</b>	44.350	<b>47.188</b>	113.1	5:30.431	2	2:07.656	34.656	44.980	48.020	110.9	4:40.761	
3	2:18.721	34.614	47.842	56.265	102.1	7:49.152	3	2:07.052	34.377	44.596	48.079	111.4	6:47.813	
4	2:07.561	34.615	45.036	47.910	111.0	9:56.713	4	2:08.045	34.113	44.736	49.196	110.6	8:55.858	
5	2:12.197	35.594	47.516	49.087	107.1	12:08.910	5	2:06.865	<b>33.861</b>	44.704	48.300	111.6	11:02.723	
6	2:06.246	34.518	<b>44.168</b>	47.560	112.2	14:15.156	6	<b>2:06.276</b>	34.016	<b>44.189</b>	48.071	112.1	13:08.999	
7	2:07.046	34.574	44.368	48.104	111.4	16:22.202	7	2:06.853	34.183	44.678	<b>47.992</b>	111.6	15:15.852	
<b>49</b>	<b>JAIME LATAPIA</b> SMC JUNIOR MOTORSPORT CLIO CUP III							<b>93</b>	<b>ANGEL RODRIGUEZ</b> LURAUTO KK MINI COOPER					
1	8:02.837	6:29.721	45.480	47.636	29.3	8:02.837	1	3:20.234	1:42.510	47.994	49.730	70.7	3:20.234	
2	2:04.096	33.698	43.394	47.004	114.1	10:06.933	2	2:05.948	33.961	44.553	47.434	112.4	5:26.182	
3	<b>2:02.606</b>	<b>33.230</b>	<b>43.245</b>	<b>46.131</b>	115.5	12:09.539	3	2:11.553	33.786	<b>44.079</b>	53.688	107.6	7:37.735	
4	2:09.130	35.173	43.514	50.443	109.6	14:18.669	4	2:15.974	39.639	46.465	49.870	104.1	9:53.709	
5	2:30.830	43.695	57.685	49.450	93.9	16:49.499	5	2:06.321	34.225	44.571	47.525	112.1	12:00.030	
<b>79</b>	<b>JAVIER CICUENDEZ</b> SLT RACING RENAULT CLIO CUP IV							<b>95</b>	<b>ALBERT SOLE</b> CHEFO SPORT MINI COOPER					
1	2:30.018	55.898	46.013	48.107	94.4	2:30.018	1	4:39.722	3:03.622	46.712	49.388	50.6	4:39.722	
2	2:03.058	33.249	43.613	46.196	115.1	4:33.076	2	2:12.454	37.628	45.705	49.121	106.9	6:52.176	
3	2:00.692	32.476	42.888	45.328	117.3	6:33.768	3	2:08.762	34.490	45.952	48.320	110.0	9:00.938	
4	2:02.133	32.314	44.147	45.672	115.9	8:35.901	4	<b>2:08.484</b>	34.771	45.510	<b>48.203</b>	110.2	11:09.422	
5	1:59.666	32.463	42.405	44.798	118.3	10:35.567	5	2:08.680	<b>34.258</b>	45.914	48.508	110.0	13:18.102	
6	1:59.442	32.479	42.356	44.607	118.5	12:35.009	6	2:08.543	34.838	<b>45.412</b>	48.293	110.1	15:26.645	
7	<b>1:58.572</b>	<b>31.932</b>	<b>42.067</b>	<b>44.573</b>	119.4	14:33.581								
8	1:59.356	32.117	42.116	45.123	118.6	16:32.937								
<b>80</b>	<b>ALVARO VELA</b> LURAUTO KK MINI COOPER							<b>96</b>	<b>AITOR ALCAT</b> LURAUTO KK MINI COOPER					
1	4:29.993	2:53.368	48.595	48.030	52.4	4:29.993	1	10:33.393	8:53.912	50.119	49.362	22.4	10:33.393	
2	2:06.413	33.971	45.176	47.266	112.0	6:36.406	2	2:09.278	34.745	46.039	48.494	109.5	12:42.671	
3	2:06.314	34.336	44.621	47.357	112.1	8:42.720	3	<b>2:08.550</b>	34.831	<b>45.372</b>	<b>48.347</b>	110.1	14:51.221	
4	<b>2:05.630</b>	<b>33.841</b>	<b>44.584</b>	<b>47.205</b>	112.7	10:48.350	4	2:08.897	<b>34.520</b>	45.813	48.564	109.8	17:00.118	
<b>90</b>	<b>ROLDAN RODRIGUEZ</b> LURAUTO KK MINI COOPER							<b>97</b>	<b>JON VILLAR</b> LURAUTO KK MINI COOPER					
1	2:57.794	1:22.028	46.993	48.773	79.6	2:57.794	1	3:55.567	2:18.671	48.384	48.512	60.1	3:55.567	
2	2:08.239	34.285	45.935	48.019	110.4	5:06.033	2	2:08.495	34.368	46.016	48.111	110.2	6:04.062	
3	2:06.776	33.992	44.630	48.154	111.7	7:12.809	3	2:07.948	34.445	45.426	48.077	110.7	8:12.010	
4	2:06.333	33.712	44.608	48.013	112.1	9:19.142	4	<b>2:06.218</b>	<b>33.722</b>	45.181	<b>47.315</b>	112.2	10:18.228	
5	2:05.188	33.621	44.485	47.082	113.1	11:24.330	5	2:07.103	33.970	44.906	48.227	111.4	12:25.331	
6	2:04.894	33.562	44.189	47.143	113.4	13:29.224	6	2:08.713	33.970	45.782	48.961	110.0	14:34.044	
7	<b>2:04.513</b>	<b>33.523</b>	<b>43.957</b>	<b>47.033</b>	113.7	15:33.737	7	2:06.556	33.828	<b>44.609</b>	48.119	111.9	16:40.600	





CIRCUITO DE NAVARRA 3.933 m.

# X COPA OPEN DE AUTOMOVILISMO CIRCUITO DE NAVARRA ENTRENAMIENTO CRONOMETRADO 2

## Sector Analysis

■ Personal Best

■ Session Best

■ Crossing the finish line in the pit lane

Lap	Time	Sector 1	Sector 2	Sector 3	Kph	Elapsed	Lap	Time	Sector 1	Sector 2	Sector 3	Kph	Elapsed	
<b>99</b>														
<b>NICO ABELLA</b>														
CHEFO SPORT		MINI COOPER												
1	2:32.530	57.206	46.277	49.047	92.8	2:32.530								
2	2:07.383	34.583	44.701	48.099	111.2	4:39.913								
3	2:06.926	34.763	44.479	<b>47.684</b>	111.6	6:46.839								
4	2:08.344	33.898	45.376	49.070	110.3	8:55.183								
5	2:06.534	33.858	44.757	47.919	111.9	11:01.717								
6	<b>2:05.918</b>	33.844	<b>44.200</b>	47.874	112.4	13:07.635								
<b>102</b>														
<b>PHILIPPE BOUCHARD</b>														
ARAKIL MOTORSPORT		DODGE VIPPER												
1	12:03.384	...	42.105	44.003	19.6	12:03.384								
2	<b>1:55.876</b>	<b>31.209</b>	41.357	<b>43.310</b>	122.2	13:59.260								
3	1:55.954	31.471	<b>40.983</b>	43.500	122.1	15:55.214								

