

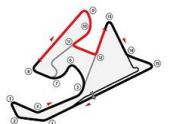
X COPA OPEN DE AUTOMOVILISMO


CIRCUITO DE NAVARRA

CARRERA 1

Sector Analysis

Lap							Lap						
Time	Sector 1	Sector 2	Sector 3	Kph	Elapsed		Time	Sector 1	Sector 2	Sector 3	Kph	Elapsed	
3 JULIO GARDE							3 2:07.940 35.246 45.651 47.043 110.7 8:12.754						
MOTOR CLUB SABADELL RENAULT CLIO CUP IV							4 2:05.238 34.609 44.334 46.295 113.1 10:17.992						
1	2:22.166	46.742	47.003	48.421	99.6	2:22.166	5	2:03.995	33.741	43.900	46.354	114.2 12:21.987	
2	2:08.912	34.979	45.877	48.056	109.8	4:31.078	6	2:03.390	33.697	44.012	45.681	114.7 14:25.377	
3	2:08.131	35.026	45.418	47.687	110.5	6:39.209	7	2:01.540	33.104	43.277	45.159	116.5 16:26.917	
4	2:06.349	34.873	44.402	47.074	112.1	8:45.558	8	2:03.403	33.242	44.800	45.361	114.7 18:30.320	
5	2:06.441	34.513	44.522	47.406	112.0	10:51.999	9	2:01.692	32.820	43.416	45.456	116.3 20:32.012	
6	2:04.640	33.740	43.861	47.039	113.6	12:56.639	10	2:03.253	33.296	44.066	45.891	114.9 22:35.265	
7	2:04.561	33.622	44.194	46.745	113.7	15:01.200							
8	2:04.109	33.527	43.854	46.728	114.1	17:05.309	13 LUIS RUIZ						
9	2:04.144	33.460	44.497	46.187	114.1	19:09.453	C.D.E. ÚLTIMA VUELTA SEAT LEON						
10	2:04.743	33.345	44.022	47.376	113.5	21:14.196	1	2:27.958	50.928	47.872	49.158	95.7 2:27.958	
7 EDUARDO ESCOLANO							2 2:06.147 35.283 44.776 46.088 112.2 4:34.105						
AUTOMÓVIL CLUB ZARAGOZA SEAT LEON							3 2:06.398 34.653 45.371 46.374 112.0 6:40.503						
1	2:39.818	54.873	53.168	51.777	88.6	2:39.818	4	2:04.746	34.188	44.365	46.193	113.5 8:45.249	
2	2:18.619	39.366	49.618	49.635	102.1	4:58.437	5	2:05.466	34.214	43.973	47.279	112.8 10:50.715	
3	2:14.405	37.241	47.775	49.389	105.3	7:12.842	6	2:03.876	33.930	43.744	46.202	114.3 12:54.591	
4	2:13.119	36.896	47.053	49.170	106.4	9:25.961	7	2:05.247	34.593	44.597	46.057	113.0 14:59.838	
5	2:13.060	36.278	47.515	49.267	106.4	11:39.021	8	2:03.908	33.743	43.567	46.598	114.3 17:03.746	
6	2:12.614	36.553			106.8	13:51.635	9	2:03.939	33.921	44.249	45.769	114.2 19:07.685	
7	2:10.519	35.887	46.076	48.556	108.5	16:02.154	10	2:05.427	33.781	44.157	47.489	112.9 21:13.112	
8	2:10.915	35.687	46.561	48.667	108.2	18:13.069							
9	2:10.274	35.231	46.064	48.979	108.7	20:23.343	16 HUGO MUNIESA						
10	2:13.943	35.877	46.309	51.757	105.7	22:37.286	R.A.C. CIRCUITO GUADALOPE MAZDA MX5 CUP						
8 RICARDO GARRIZ							1 2:37.618 53.701 52.288 51.629 89.8 2:37.618						
ARAKIL MOTORSPORT SEAT LEON MKI							2 2:16.308 38.008 47.800 50.500 103.9 4:53.926						
1	2:34.661	52.614	51.181	50.866	91.5	2:34.661	3	2:15.104	37.515	47.195	50.394	104.8 7:09.030	
2	2:13.272	35.949	50.593	46.730	106.2	4:47.933	4	2:14.380	37.678	46.585	50.117	105.4 9:23.410	
3	2:06.756	35.506	44.743	46.507	111.7	6:54.689	5	2:14.544	37.509	46.913	50.122	105.2 11:37.954	
4	2:05.903	35.643	44.255	46.005	112.5	9:00.592	6	2:13.198	37.035	46.260	49.903	106.3 13:51.152	
5	2:04.793	34.730	43.864	46.199	113.5	11:05.385	7	2:12.653	37.209	46.139	49.305	106.7 16:03.805	
6	2:05.303	34.228	43.710	47.365	113.0	13:10.688	8	2:12.349	36.644	46.211	49.494	107.0 18:16.154	
7	2:04.314	34.843	43.601	45.870	113.9	15:15.002	9	2:12.733	36.478	46.259	49.996	106.7 20:28.887	
8	2:03.848	33.813	43.390	46.645	114.3	17:18.850	10	2:12.784	36.339	47.039	49.406	106.6 22:41.671	
9	2:03.009	34.422	42.958	45.629	115.1	19:21.859							
10	2:04.557	34.222	44.617	45.718	113.7	21:26.416	17 EMILIO LIZARBE						
9 ERIK ZABALA							1 2:47.832 58.405 55.672 53.755 84.4 2:47.832						
MOTOR CLUB SABADELL RENAULT CLIO CUP IV							2 2:21.674 39.194 50.905 51.575 99.9 5:09.506						
1	2:18.726	44.005	46.528	48.193	102.1	2:18.726	3	2:21.794	39.258	50.551	51.985	99.9 7:31.300	
2	2:07.638	34.695	45.737	47.206	110.9	4:26.364	4	2:21.608	40.015	50.272	51.321	100.0 9:52.908	
3	2:10.471	37.769	45.610	47.092	108.5	6:36.835	5	2:19.304	39.041	49.684	50.579	101.6 12:12.212	
4	2:05.455	34.272	44.592	46.591	112.9	8:42.290	6	2:19.518	38.061	50.378	51.079	101.5 14:31.730	
5	2:06.573	33.565	45.460	47.548	111.9	10:48.863	7	2:22.201	40.231	50.839	51.131	99.6 16:53.931	
6	2:03.124	33.039	43.932	46.153	115.0	12:51.987	8	2:21.088	39.773	50.697	50.618	100.4 19:15.019	
7	2:02.282	33.676	43.228	45.378	115.8	14:54.269	9	2:19.443	38.590	49.932	50.921	101.5 21:34.462	
8	2:03.117	33.185	43.535	46.397	115.0	16:57.386							
9	2:03.574	34.003	43.174	46.397	114.6	19:00.960	24 FERNANDO DOMINGEZ						
10	2:02.125	33.553	43.125	45.447	115.9	21:03.085	SLT RACING HYUNDAI COUPE						
10 OSCAR VERGARA							1 2:22.968 47.546 46.977 48.445 99.0 2:22.968						
MOTOR CLUB SABADELL RENAULT CLIO CUP IV							2 2:09.859 36.111 45.870 47.878 109.0 4:32.827						
1	3:49.259B	48.113	50.804	2:10.342	61.8	3:49.259	3	2:10.197	35.563	46.361	48.273	108.7 6:43.024	
2	2:15.555	41.761	45.864	47.930	104.5	6:04.814	4	2:09.457	35.339	46.205	47.913	109.4 8:52.481	
							5 2:08.605 35.225 45.784 47.596 110.1 11:01.086						
							6 2:08.907 34.621 45.350 48.936 109.8 13:09.993						
							7 2:08.296 35.331 45.547 47.418 110.4 15:18.289						
							8 2:09.064 34.734 109.7 17:27.353						





X COPA OPEN DE AUTOMOVILISMO

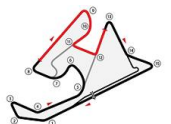
CIRCUITO DE NAVARRA


CARRERA 1

Sector Analysis

— Invalidated Lap ■ Personal Best ■ Session Best B Crossing the finish line in the pit lane

Lap	Time	Sector 1	Sector 2	Sector 3	Kph	Elapsed	Lap	Time	Sector 1	Sector 2	Sector 3	Kph	Elapsed
9	2:09.081	35.477	45.910	47.694	109.7	19:36.434	3	2:11.419	36.188	46.534	48.697	107.7	7:03.648
10	2:07.911	34.473			110.7	21:44.345	4	2:07.767	35.259	44.994	47.514	110.8	9:11.415
31	PHILIPP SEBASTIAN						5	2:06.799	34.504	44.733	47.562	111.7	11:18.214
	C.D.E. ÚLTIMA VUELTA						6	2:06.117	34.289	44.129	47.699	112.3	13:24.331
	SEAT LEON MKII						7	2:06.276	34.238	44.422	47.616	112.1	15:30.607
1	2:20.576	46.310	46.132	48.134	100.7	2:20.576	8	2:06.759	34.381	44.250	48.128	111.7	17:37.366
2	2:06.877	34.566	45.358	46.953	111.6	4:27.453	9	2:05.663	33.869	44.596	47.198	112.7	19:43.029
3	2:07.848	35.328	45.517	47.003	110.7	6:35.301	10	2:06.468	34.240	44.380	47.848	112.0	21:49.497
4	2:06.148	34.634	44.593	46.921	112.2	8:41.449							
5	2:08.779	33.844	45.433	49.502	109.9	10:50.228	79	JAVIER CIQUENDEZ					
6	2:03.851	33.046	43.530	47.275	114.3	12:54.079		SLT RACING					RENAULT CLIO CUP IV
7	2:04.442	33.256	45.100	46.086	113.8	14:58.521	1	2:20.429	45.378	46.654	48.397	100.8	2:20.429
8	2:04.670	34.047	43.527	47.096	113.6	17:03.191	2	2:08.659	35.708	45.419	47.532	110.0	4:29.088
9	2:03.972	33.257	44.698	46.017	114.2	19:07.163	3	2:08.126	35.522	45.668	46.936	110.5	6:37.214
10	2:05.167	33.680	44.490	46.997	113.1	21:12.330	4	2:05.326	34.509	44.583	46.234	113.0	8:42.540
							5	2:07.656	34.021	45.139	48.496	110.9	10:50.196
38	KELHIAN GRIÑON						6	2:03.821	33.675	43.689	46.457	114.3	12:54.017
	R.A.C. CIRCUITO GUADALOPE						7	2:05.054	33.978	45.056	46.020	113.2	14:59.071
	HYUNDAI ACCENT CUP						8	2:01.077	33.775	42.678	44.624	116.9	17:00.148
1	2:41.988	55.514	53.218	53.256	87.4	2:41.988	9	2:01.081	33.031	42.169	45.881	116.9	19:01.229
2	2:21.028	39.699	49.988	51.341	100.4	5:03.016	10	2:02.350	33.768	43.647	44.935	115.7	21:03.579
3	2:18.497	38.666	48.680	51.151	102.2	7:21.513							
4	2:16.696	38.591	47.717	50.388	103.6	9:38.209	80	ALVARO VELA					
5	2:16.334	38.225	47.666	50.443	103.9	11:54.543		LURAUTO KK					MINI COOPER
6	2:16.199	37.909	47.688	50.602	104.0	14:10.742	1	2:24.322	48.475	47.129	48.718	98.1	2:24.322
7	2:15.199	37.856	47.231	50.112	104.7	16:25.941	2	2:09.657	35.886	45.555	48.216	109.2	4:33.979
8	2:14.871	37.280	47.445	50.146	105.0	18:40.812	3	2:09.632	35.304	46.045	48.283	109.2	6:43.611
9	2:15.940	37.346	47.906	50.688	104.2	20:56.752	4	2:09.462	35.020	46.258	48.184	109.4	8:53.073
							5	2:08.758	34.893	45.890	47.975	110.0	11:01.831
40	CARLOS SANZ						6	2:08.141	34.727	45.044	48.370	110.5	13:09.972
	AUTOMÓVIL CLUB ZARAGOZA						7	2:07.321	34.612	45.278	47.431	111.2	15:17.293
	HYUNDAI COUPE						8	2:06.236	34.290	44.524	47.422	112.2	17:23.529
1	3:04.030	53.052	1:04.570	1:06.408	76.9	3:04.030	9	2:07.559	34.037	45.327	48.195	111.0	19:31.088
2	2:17.415	39.028	48.726	49.661	103.0	5:21.445	10	2:05.635	33.843	44.690	47.102	112.7	21:36.723
3	2:13.566	37.046	47.428	49.092	106.0	7:35.011							
4	2:14.435	36.392	48.573	49.470	105.3	9:49.446	90	MIGUEL PORTILLO					
5	2:10.024	36.133	46.176	47.715	108.9	11:59.470		LURAUTO KK					MINI COOPER
6	2:13.307	35.038	50.711	47.558	106.2	14:12.777	1	2:44.113	58.581	52.886	52.646	86.3	2:44.113
7	2:10.767	36.297	45.607	48.863	108.3	16:23.544	2	2:19.653	38.828	49.715	51.110	101.4	5:03.766
8	2:11.123	35.516	48.030	47.577	108.0	18:34.667	3	2:14.905	38.313	47.362	49.230	105.0	7:18.671
9	2:09.842	35.777	46.199	47.866	109.0	20:44.509	4	2:11.375	36.051	46.566	48.758	107.8	9:30.046
10	2:09.154	35.617	45.377	48.160	109.6	22:53.663	5	2:10.663	35.590	46.235	48.838	108.4	11:40.709
							6	2:12.677	35.929	47.760	48.988	106.7	13:53.386
41	ANTONIO CAPABLO						7	2:11.470	35.622	46.585	49.263	107.7	16:04.856
	R.A.C. CIRCUITO GUADALOPE						8	2:10.884	35.841	46.304	48.739	108.2	18:15.740
	RENAULT TWINGO						9	2:11.161	35.316	46.289	49.556	107.9	20:26.901
1	2:48.978	56.832	56.815	55.331	83.8	2:48.978	10	2:13.204	36.607	46.864	49.733	106.3	22:40.105
2	2:28.861	40.442	53.074	55.345	95.1	5:17.839							
3	2:30.847	41.206			93.9	7:48.686	91	IÑAKI GESEZAGA					
4	2:29.076	39.965	53.135	55.976	95.0	10:17.762		ESC PARADINAS MOTOR					MINI COOPER
5	2:27.735	39.938	52.564	55.233	95.8	12:45.497	1	2:25.688	49.571	47.974	48.143	97.2	2:25.688
6	2:28.109	39.852			95.6	15:13.606	2	2:11.384	36.509	46.583	48.292	107.8	4:37.072
7	2:30.306	41.618	52.529	56.159	94.2	17:43.912	3	2:10.061	36.016	45.736	48.309	108.9	6:47.133
8	2:28.335	39.670			95.5	20:12.247	4	2:16.274	42.398	46.414	47.462	103.9	9:03.407
9	2:29.339	40.019	52.680	56.640	94.8	22:41.586	5	2:08.234	35.073	45.788	47.373	110.4	11:11.641
							6	2:07.280	34.870	45.162	47.248	111.2	13:18.921
46	ANDER GAMON						7	2:07.255	34.308	44.992	47.955	111.3	15:26.176
	R.A.C. CIRCUITO GUADALOPE												
	MERCEDES												
1	2:35.329	52.333	51.090	51.906	91.2	2:35.329							
2	2:16.900	36.996	49.894	50.010	103.4	4:52.229							





X COPA OPEN DE AUTOMOVILISMO

CIRCUITO DE NAVARRA

CARRERA 1

Sector Analysis

— Invalidated Lap ■ Personal Best ■ Session Best B Crossing the finish line in the pit lane

Lap	Time	Sector 1	Sector 2	Sector 3	Kph	Elapsed	Lap	Time	Sector 1	Sector 2	Sector 3	Kph	Elapsed
8	2:06.710	34.568	44.795	47.347	111.7	17:32.886	1	2:37.743	53.614	53.000	51.129	89.8	2:37.743
9	2:06.315	34.080	44.505	47.730	112.1	19:39.201	2	2:15.053	36.947	48.128	49.978	104.8	4:52.796
10	2:06.420	34.139	44.467	47.814	112.0	21:45.621	3	2:11.362	36.548	46.391	48.423	107.8	7:04.158

92 ANTONIO PARRA						
CHEFO SPORT			MINI COOPER			
1	2:44.051	57.667	53.151	53.233	86.3	2:44.051
2	2:26.718	40.457	53.920	52.341	96.5	5:10.769
3	2:24.222	41.320	51.333	51.569	98.2	7:34.991
4	2:19.132	38.597	49.502	51.033	101.8	9:54.123
5	2:16.253	37.910	48.670	49.673	103.9	12:10.376
6	2:15.084	37.435	47.971	49.678	104.8	14:25.460
7	2:14.877	36.611	48.300	49.966	105.0	16:40.337
8	2:14.384	37.019	47.547	49.818	105.4	18:54.721
9	2:16.784	37.684	48.956	50.144	103.5	21:11.505

93 ANGEL RODRIGUEZ						
LURAUTO KK			MINI COOPER			
1	2:24.875	48.739	47.470	48.666	97.7	2:24.875
2	2:09.490	35.872	45.408	48.210	109.3	4:34.365
3	2:09.454	35.456	45.932	48.066	109.4	6:43.819
4	2:09.646	35.186	46.324	48.136	109.2	8:53.465
5	2:09.135	34.911	46.780	47.444	109.6	11:02.600
6	2:08.953	34.349	44.999	49.605	109.8	13:11.553
7	2:08.123	34.749	45.509	47.865	110.5	15:19.676
8	2:07.523	34.321	44.843	48.359	111.0	17:27.199
9	2:06.600	35.155	44.312	47.133	111.8	19:33.799
10	2:06.787	34.075	44.537	48.175	111.7	21:40.586

95 SANTIAGO ARRIBAS						
CHEFO SPORT			MINI COOPER			
1	2:30.884	53.320	48.644	48.920	93.8	2:30.884
2	2:08.134	35.360	45.431	47.343	110.5	4:39.018
3	2:09.287	34.666	45.595	49.026	109.5	6:48.305
4	2:06.888	34.583	44.792	47.513	111.6	8:55.193
5	2:08.248	34.112	46.139	47.997	110.4	11:03.441
6	2:07.499	33.834	45.119	48.546	111.1	13:10.940
7	2:08.066	35.011	45.577	47.478	110.6	15:19.006
8	2:08.172	34.617	45.542	48.013	110.5	17:27.178
9	2:06.429	34.685	44.390	47.354	112.0	19:33.607
10	2:05.716	34.099	44.430	47.187	112.6	21:39.323

96 JORGE ESPINOSA						
LURAUTO KK			MINI COOPER			
1	2:42.524	55.362	54.432	52.730	87.1	2:42.524
2	2:18.071	38.084	49.624	50.363	102.5	5:00.595
3	2:16.144	37.475	48.497	50.172	104.0	7:16.739
4	2:12.597	36.166	47.238	49.193	106.8	9:29.336
5	2:10.859	35.545	46.611	48.703	108.2	11:40.195
6	2:12.724	35.961	47.556	49.207	106.7	13:52.919
7	2:12.887	35.755	47.689	49.443	106.5	16:05.806
8	2:11.362	35.583	46.943	48.836	107.8	18:17.168
9	2:11.597	35.759	46.559	49.279	107.6	20:28.765
10	2:11.788	35.217	46.954	49.617	107.4	22:40.553

97 IÑAKI YABAR						
LURAUTO KK			MINI COOPER			

4	2:09.022	35.308	45.503	48.211	109.7	9:13.180
5	2:07.824	35.093	44.939	47.792	110.8	11:21.004
6	2:07.198	34.737	44.792	47.669	111.3	13:28.202
7	2:07.989	34.577	45.276	48.136	110.6	15:36.191
8	2:08.353	34.846	45.495	48.012	110.3	17:44.544
9	2:08.163	35.094	45.022	48.047	110.5	19:52.707
10	2:08.033	34.575	45.377	48.081	110.6	22:00.740

99 OLIVIER ZUHLKE						
CHEFO SPORT			MINI COOPER			
1	2:26.702	49.912	48.056	48.734	96.5	2:26.702
2	2:10.654	36.094	46.293	48.267	108.4	4:37.356
3	2:08.868	35.873	45.112	47.883	109.9	6:46.224
4	2:07.837	34.559	45.483	47.795	110.8	8:54.061
5	2:08.057	34.648	45.694	47.715	110.6	11:02.118
6	2:07.063	34.088	45.025	47.950	111.4	13:09.181
7	2:06.434	34.217	44.746	47.471	112.0	15:15.615
8	2:06.626	34.509	44.613	47.504	111.8	17:22.241
9	2:08.341	33.991	46.508	47.842	110.3	19:30.582
10	2:05.703	34.084	44.450	47.169	112.6	21:36.285

102 PHILIPPE BOUCHARD						
ARAKIL MOTORSPORT			DODGE VIPPER			
1	2:12.597	41.336	45.315	45.946	106.8	2:12.597
2	2:04.767	34.648	44.778	45.341	113.5	4:17.364
3	2:02.313	33.989	43.966	44.358	115.8	6:19.677
4	2:02.203	33.773	43.530	44.900	115.9	8:21.880
5	2:05.244	35.756	44.601	44.887	113.0	10:27.124
6	2:04.406	34.214	44.791	45.401	113.8	12:31.530
7	2:04.349	34.386	44.333	45.630	113.9	14:35.879
8	2:04.926	35.392	44.692	44.842	113.3	16:40.805
9	2:03.737	33.581	44.244	45.912	114.4	18:44.542
10	2:05.832	36.103	44.396	45.333	112.5	20:50.374

