

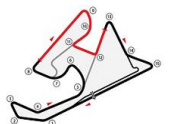
# X COPA OPEN DE AUTOMOVILISMO


## CIRCUITO DE NAVARRA

### CARRERA 2

## Sector Analysis

<span style="color: grey;">_</span> Invalidated Lap <span style="color: green;">■</span> Personal Best <span style="color: purple;">■</span> Session Best <span style="color: blue;">■</span> Crossing the finish line in the pit lane														
Lap	Time	Sector 1	Sector 2	Sector 3	Kph	Elapsed	Lap	Time	Sector 1	Sector 2	Sector 3	Kph	Elapsed	
<b>3</b>	<b>JULIO GARDE</b>							<b>13</b>	<b>LUIS RUIZ</b>					
	MOTOR CLUB SABADELL								C.D.E. ÚLTIMA VUELTA					
	RENAULT CLIO CUP IV								SEAT LEON					
1	2:15.420	43.826	45.002	46.592	104.6	2:15.420	1	2:11.885	42.652	43.042	46.191	107.4	2:11.885	
2	2:02.821	33.523	43.378	45.920	115.3	4:18.241	2	2:00.127	33.263	41.687	45.177	117.9	4:12.012	
3	2:04.424	33.066	45.551	45.807	113.8	6:22.665	3	2:00.301	33.254	41.886	45.161	117.7	6:12.313	
4	2:01.628	32.960	43.062	45.606	116.4	8:24.293	4	1:59.102	32.637	41.463	45.002	118.9	8:11.415	
5	2:00.855	32.792	42.598	45.465	117.2	10:25.148	5	1:59.772	32.935	41.951	44.886	118.2	10:11.187	
6	2:02.619	33.705	43.537	45.377	115.5	12:27.767	6	1:59.529	33.186	41.812	44.531	118.5	12:10.716	
7	2:00.396	32.772	42.513	45.111	117.6	14:28.163	7	1:58.544	32.682	41.552	44.310	119.4	14:09.260	
8	2:00.357	32.740	42.542	45.075	117.6	16:28.520	8	1:59.704	33.303	41.834	44.567	118.3	16:08.964	
9	2:00.102	32.746	42.288	45.068	117.9	18:28.622	9	2:00.839	34.039	42.106	44.694	117.2	18:09.803	
10	2:01.032	32.866	42.642	45.524	117.0	20:29.654	10	1:59.015	33.069	41.481	44.465	119.0	20:08.818	
<b>7</b>	<b>PABLO ESCOLANO</b>							<b>14</b>	<b>JOAQUIN RODRIGO</b>					
	AUTOMÓVIL CLUB ZARAGOZA								AUTOMÓVIL CLUB ZARAGOZA					
	SEAT LEON								RENAULT CLIO CUP IV					
1	2:29.838	50.084	47.893	51.861	94.5	2:29.838	1	2:30.834	59.078	43.816	47.940	93.9	2:30.834	
2	2:12.399	36.502	46.292	49.605	106.9	4:42.237	2	2:01.945	33.897	42.537	45.511	116.1	4:32.779	
3	2:27.936	39.876	53.493	54.567	95.7	7:10.173	3	2:00.193	32.539	42.193	45.461	117.8	6:32.972	
4	3:31.874	B	43.992	51.832	1:56.050	66.8	10:42.047	4	1:59.041	32.327	42.165	44.549	118.9	8:32.013
5	2:34.731	52.087	50.930	51.714	91.5	13:16.778	5	1:59.570	32.496	41.585	45.489	118.4	10:31.583	
6	2:16.811	38.285	48.161	50.365	103.5	15:33.589	6	2:00.011	32.349	42.884	44.778	118.0	12:31.594	
7	2:13.355	36.348	47.293	49.714	106.2	17:46.944	7	1:59.096	32.481	41.803	44.812	118.9	14:30.690	
8	2:23.075	40.794	51.264	51.017	99.0	20:10.019	8	2:00.175	32.534	42.734	44.907	117.8	16:30.865	
<b>8</b>	<b>RICARDO GARRIZ</b>							<b>16</b>	<b>HUGO MUNIESA</b>					
	ARAKIL MOTORSPORT								R.A.C. CIRCUITO GUADALOPE					
	SEAT LEON MKI								MAZDA MX5 CUP					
1	2:15.779	44.130	45.188	46.461	104.3	2:15.779	1	2:33.225	51.765	49.984	51.476	92.4	2:33.225	
2	2:03.812	34.191	43.221	46.400	114.4	4:19.591	2	2:14.012	37.004	46.443	50.565	105.7	4:47.237	
3	2:03.728	34.411	43.362	45.955	114.4	6:23.319	3	2:15.067	36.873	47.766	50.428	104.8	7:02.304	
4	2:01.892	33.467	42.914	45.511	116.2	8:25.211	4	2:15.525	36.899	48.002	50.624	104.5	9:17.829	
5	2:01.353	33.406	42.702	45.245	116.7	10:26.564	5	2:17.501	37.573	48.341	51.587	103.0	11:35.330	
6	2:02.538	33.241	43.347	45.950	115.5	12:29.102	6	2:16.528	36.755	48.389	51.384	103.7	13:51.858	
7	4:38.172	B	38.076	52.867	3:07.229	50.9	17:07.274	7	2:15.003	36.432	46.842	51.729	104.9	16:06.861
<b>9</b>	<b>ERIK ZABALA</b>							<b>17</b>	<b>EMILIO LIZARBE</b>					
	MOTOR CLUB SABADELL								R.A.C. CIRCUITO GUADALOPE					
	RENAULT CLIO CUP IV								SEAT LEON mk1					
1	2:26.434	54.025	45.312	47.097	96.7	2:26.434	1	2:31.481	51.192	49.954	50.335	93.5	2:31.481	
2	2:02.551	33.238	43.487	45.826	115.5	4:28.985	2	2:14.196	36.592	47.706	49.898	105.5	4:45.677	
3	2:01.171	33.433	42.926	44.812	116.8	6:30.156	3	2:16.188	37.950	48.716	49.522	104.0	7:01.865	
4	1:59.959	32.950	42.205	44.804	118.0	8:30.115	4	2:14.629	36.685	48.242	49.702	105.2	9:16.494	
5	1:59.885	32.217	42.230	45.438	118.1	10:30.000	5	2:17.276	37.993	48.696	50.587	103.1	11:33.770	
6	2:01.305	33.297	43.117	44.891	116.7	12:31.305	6	2:16.793	37.383	48.937	50.473	103.5	13:50.563	
7	1:59.267	32.375	41.931	44.961	118.7	14:30.572								
<b>10</b>	<b>OSCAR VERGARA</b>							<b>24</b>	<b>FERNANDO DOMINGEZ</b>					
	MOTOR CLUB SABADELL								SLT RACING					
	RENAULT CLIO CUP IV								HYUNDAI COUPE					
1	2:15.972	44.340	45.292	46.340	104.1	2:15.972	1	2:19.143	45.765	46.532	46.846	101.8	2:19.143	
2	2:03.344	34.394	43.322	45.628	114.8	4:19.316	2	2:04.989	34.502			113.3	4:24.132	
3	2:00.435	32.402	42.853	45.180	117.6	6:19.751	3	2:05.062	34.181			113.2	6:29.194	
4	1:59.792	32.788	41.984	45.020	118.2	8:19.543	4	2:05.457	34.655	43.915	46.887	112.9	8:34.651	
5	2:00.389	32.533	42.667	45.189	117.6	10:19.932	5	2:04.405	33.861			113.8	10:39.056	
6	1:59.483	32.383	42.312	44.788	118.5	12:19.415	6	2:04.824	33.812			113.4	12:43.880	
7	2:00.203	32.566	42.720	44.917	117.8	14:19.618	7	2:05.166	34.052			113.1	14:49.046	
8	2:01.331	32.786	43.358	45.187	116.7	16:20.949								
9	2:01.170	32.752	43.110	45.308	116.9	18:22.119								
10	2:00.712	32.752	42.706	45.254	117.3	20:22.831								





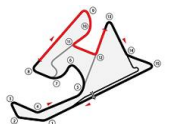
# X COPA OPEN DE AUTOMOVILISMO


## CIRCUITO DE NAVARRA

### CARRERA 2

## Sector Analysis

Lap 8							Lap 9							Lap 10																				
Lap	Time	Sector 1	Sector 2	Sector 3	Kph	Elapsed	Lap	Time	Sector 1	Sector 2	Sector 3	Kph	Elapsed	Lap	Time	Sector 1	Sector 2	Sector 3	Kph	Elapsed														
8	2:06.645	34.917	44.336	47.392	111.8	16:55.691	9	2:04.508	34.169	43.652	46.687	113.7	19:00.199	10	2:05.011	34.013			113.3	21:05.210														
<b>31</b>	<b>PHILIPP SEBASTIAN</b>																																	
C.D.E. ÚLTIMA VUELTA							SEAT LEON MKII																											
1	2:13.137	43.321	44.043	45.773	106.3	2:13.137	4	2:07.202	34.601	44.116	48.485	111.3	8:51.123	5	2:05.934	34.293	44.310	47.331	112.4	10:57.057														
2	2:01.961	33.187	42.788	45.986	116.1	4:15.098	6	2:06.165	34.434	44.041	47.690	112.2	13:03.222	7	2:08.548	34.423	45.487	48.638	110.1	15:11.770														
3	2:01.100	32.887	42.290	45.923	116.9	6:16.198	8	2:08.518	35.148	45.248	48.122	110.2	17:20.288	9	2:10.303	36.014	45.947	48.342	108.7	19:30.591														
4	2:00.765	32.560	42.590	45.615	117.2	8:16.963	10	2:09.227	35.083	45.546	48.598	109.6	21:39.818																					
5	2:01.131	32.932	42.829	45.370	116.9	10:18.094								<b>49</b>	<b>JAIME LATAPIA</b>																			
6	1:59.859	32.846	41.959	45.054	118.1	12:17.953								SMC JUNIOR MOTORSPORT							CLIO CUP III													
7	1:59.767	32.439	42.494	44.834	118.2	14:17.720	1	2:17.888	45.120	45.412	47.356	102.7	2:17.888	2	2:03.946	34.017	43.452	46.477	114.2	4:21.834														
8	1:59.939	32.717	42.255	44.967	118.1	16:17.659	3	2:03.345	33.683	43.551	46.111	114.8	6:25.179	4	2:02.754	33.383	43.148	46.223	115.3	8:27.933														
9	2:02.531	33.102	43.816	45.613	115.6	18:20.190	5	2:04.113	33.336	44.045	46.732	114.1	10:32.046	6	2:03.163	33.497	43.274	46.392	115.0	12:35.209														
10	2:01.512	33.141	42.950	45.421	116.5	20:21.702	7	2:02.115	33.346	43.145	45.624	115.9	14:37.324	8	2:02.117	33.198	43.154	45.765	115.9	16:39.441														
<b>38</b>	<b>MARIA OLIVA</b>																																	
R.A.C. CIRCUITO GUADALOPE							HYUNDAI ACCENT CUP																											
1	2:45.991	57.104	53.259	55.628	85.3	2:45.991	8	2:02.513	33.281	43.089	46.143	115.6	18:41.954	9	2:02.513	33.281	43.089	46.143	115.6	18:41.954														
2	2:28.237	41.778	51.681	54.778	95.5	5:14.228	10	2:04.275	33.970	43.895	46.410	113.9	20:46.229																					
3	2:27.309	41.737	52.096	53.476	96.1	7:41.537								<b>79</b>	<b>JAVIER CIGUENDEZ</b>																			
4	2:27.611	40.583	51.488	55.540	95.9	10:09.148								SLT RACING							RENAULT CLIO CUP IV													
5	2:33.647	42.246	55.078	56.323	92.2	12:42.795	1	2:09.419	41.058	43.059	45.302	109.4	2:09.419	2	2:00.966	33.099	42.745	45.122	117.0	4:10.385														
6	2:35.748	46.059	55.610	54.079	90.9	15:18.543	3	2:00.784			44.947	117.2	6:11.169	4	2:00.457	32.589	42.352	45.516	117.5	8:11.626														
7	2:25.910	41.037	51.358	53.515	97.0	17:44.453	5	2:01.293			45.397	116.7	10:12.919	6	2:00.135	33.107	42.292	44.736	117.9	12:13.054														
8	2:33.331	42.464	53.807	57.060	92.3	20:17.784	7	1:58.904	32.495	41.821	44.588	119.1	14:11.958	8	1:59.322	32.334	42.065	44.923	118.7	16:11.280														
<b>40</b>	<b>FRANCHO ECHGOLLEN</b>																																	
AUTOMÓVIL CLUB ZARAGOZA							HYUNDAI COUPE																											
1	2:16.981	44.547	45.537	46.897	103.4	2:16.981	9	2:00.237	32.800	42.473	44.964	117.8	18:11.517	10	2:00.492	32.406	42.180	45.906	117.5	20:12.009														
2	2:03.958	33.980	43.690	46.288	114.2	4:20.939								<b>80</b>	<b>ALVARO VELA</b>																			
3	2:03.442	33.630	43.905	45.907	114.7	6:24.381								LURAUTO KK							MINI COOPER													
4	2:03.092	33.302	43.634	46.156	115.0	8:27.473	1	2:21.751	46.557	47.249	47.945	99.9	2:21.751	2	2:06.436	33.749	44.345	48.342	112.0	4:28.187														
5	2:02.068	33.135	43.160	45.773	116.0	10:29.541	3	2:06.529	33.924	44.835	47.770	111.9	6:34.716	4	2:04.787	33.555	44.120	47.112	113.5	8:39.503														
6	2:03.954	33.300	44.576	46.078	114.2	12:33.495	5	2:05.112	33.772	44.302	47.038	113.2	10:44.615	6	2:05.160	33.586	44.071	47.503	113.1	12:49.775														
7	2:02.046	32.777	43.342	45.927	116.0	14:35.541	7	2:05.277	33.897	44.382	46.998	113.0	14:55.052	8	2:04.890	33.837	44.122	46.931	113.4	16:59.942														
8	2:03.021	33.160	43.490	46.371	115.1	16:38.562	9	2:05.014	33.755	44.135	47.124	113.3	19:04.956	10	2:05.184	33.765	44.135	47.284	113.1	21:10.140														
9	2:02.334	33.340	43.228	45.766	115.7	18:40.896																												
10	2:02.269	32.924	43.614	45.731	115.8	20:43.165																												
<b>41</b>	<b>MARTA CABELLO</b>																																	
R.A.C. CIRCUITO GUADALOPE							RENAULT TWINGO																											
1	2:47.330	56.129	54.005	57.196	84.6	2:47.330	1	2:21.235	46.024	47.424	47.787	100.2	2:21.235	2	2:06.574	33.618	44.896	48.060	111.9	4:27.809														
2	2:31.222	41.895	53.156	56.171	93.6	5:18.552	3	2:06.128	33.829	44.738	47.561	112.3	6:33.937	4	2:05.027	33.649	44.248	47.130	113.2	8:38.964														
3	2:29.457	40.272	52.940	56.245	94.7	7:48.009	5	2:04.664	33.560	43.994	47.110	113.6	10:43.628	6	2:04.900	33.578	44.114	47.208	113.4	12:48.528														
4	2:30.772	40.506	53.903	56.363	93.9	10:18.781	7	2:05.064	33.903	44.124	47.037	113.2	14:53.592	8	2:04.717	33.635	44.074	47.008	113.5	16:58.309														
5	2:32.959	41.666	54.273	57.020	92.6	12:51.740																												
6	2:33.940	42.447	53.223	58.270	92.0	15:25.680																												
7	2:29.863	40.220	53.447	56.196	94.5	17:55.543																												
8	2:32.504	41.505	53.657	57.342	92.8	20:28.047																												
<b>46</b>	<b>ANDER GAMON</b>																																	
R.A.C. CIRCUITO GUADALOPE							MERCEDES																											
1	2:26.727	47.708	48.091	50.928	96.5	2:26.727																												
2	2:09.068	35.557	45.234	48.277	109.7	4:35.795																												
3	2:08.126	34.287	44.183	49.656	110.5	6:43.921																												





# X COPA OPEN DE AUTOMOVILISMO

## CIRCUITO DE NAVARRA

### CARRERA 2

## Sector Analysis

CARRERA 2						CARRERA 2							
Lap	Time	Sector 1	Sector 2	Sector 3	Kph	Elapsed	Lap	Time	Sector 1	Sector 2	Sector 3	Kph	Elapsed
9	2:05.033	33.675	44.231	47.127	113.2	19:03.342	1	2:23.500	48.018	46.994	48.488	98.7	2:23.500
10	2:05.044	33.635	44.122	47.287	113.2	21:08.386	2	2:09.114	<b>34.261</b>	45.233	49.620	109.7	4:32.614
<b>91</b>	<b>IÑAKI GESEZAGA</b>						3	2:09.889	35.030	46.048	48.811	109.0	6:42.503
	ESC PARADINAS MOTOR						4	2:08.169	34.408	45.194	48.567	110.5	8:50.672
	MINI COOPER						5	2:09.844	35.872	45.300	48.672	109.0	11:00.516
1	2:22.658	47.466	47.031	48.161	99.2	2:22.658	6	2:08.333	34.656	45.485	48.192	110.3	13:08.849
2	2:06.457	33.926	44.761	47.770	112.0	4:29.115	7	2:09.950	34.625	46.362	48.963	109.0	15:18.799
3	2:06.496	34.202	44.863	47.431	111.9	6:35.611	8	2:08.866	35.107	45.755	<b>48.004</b>	109.9	17:27.665
4	2:06.105	<b>33.739</b>	44.501	47.865	112.3	8:41.716	9	<b>2:07.716</b>	34.655	45.032	48.029	110.9	19:35.381
5	2:06.028	34.244	<b>44.494</b>	47.290	112.3	10:47.744	10	2:07.881	34.279	<b>44.794</b>	48.808	110.7	21:43.262
6	<b>2:05.796</b>	33.922	44.761	<b>47.113</b>	112.6	12:53.540	<b>97</b>	<b>JON VILLAR</b>					
7	2:07.213	34.572	45.105	47.536	111.3	15:00.753		LURAUTO KK					MINI COOPER
8	2:06.488	33.762	44.935	47.791	111.9	17:07.241	1	2:24.310	47.898	48.033	48.379	98.1	2:24.310
9	2:06.473	34.430	44.666	47.377	112.0	19:13.714	2	2:05.854	33.972	44.439	47.443	112.5	4:30.164
10	2:06.199	33.913	44.687	47.599	112.2	21:19.913	3	2:05.829	33.803	44.418	47.608	112.5	6:35.993
<b>92</b>	<b>SAMY PINEDA</b>						4	2:05.845	33.718	44.462	47.665	112.5	8:41.838
	CHEFO SPORT						5	<b>2:04.990</b>	33.740	<b>44.081</b>	<b>47.169</b>	113.3	10:46.828
	MINI COOPER						6	2:05.254	<b>33.512</b>	44.461	47.281	113.0	12:52.082
1	2:25.002	48.623	47.706	48.673	97.6	2:25.002	7	2:05.312	33.602	44.440	47.270	113.0	14:57.394
2	2:07.428	<b>34.095</b>	45.453	47.880	111.1	4:32.430	8	2:05.445	33.854	44.264	47.327	112.9	17:02.839
3	2:06.539	34.202	44.794	47.543	111.9	6:38.969	9	2:05.522	33.798	44.404	47.320	112.8	19:08.361
4	<b>2:06.170</b>	34.163	44.688	<b>47.319</b>	112.2	8:45.139	10	2:06.327	33.941	44.927	47.459	112.1	21:14.688
5	2:06.858	34.701	44.617	47.540	111.6	10:51.997	<b>99</b>	<b>NICO ABELLA</b>					
6	2:06.789	34.240	44.617	47.932	111.7	12:58.786		CHEFO SPORT					MINI COOPER
7	2:06.764	34.348	<b>44.580</b>	47.836	111.7	15:05.550	1	2:26.878	48.332	48.316	50.230	96.4	2:26.878
8	2:06.618	34.187	44.601	47.830	111.8	17:12.168	2	2:07.577	35.087	44.738	47.752	111.0	4:34.455
9	2:07.558	34.407	44.875	48.276	111.0	19:19.726	3	2:06.158	33.663	45.133	47.362	112.2	6:40.613
10	2:08.109	34.522	44.926	48.661	110.5	21:27.835	4	2:04.848	<b>33.524</b>	44.149	47.175	113.4	8:45.461
<b>93</b>	<b>ANGEL RODRIGUEZ</b>						5	2:04.807	33.736	44.032	47.039	113.4	10:50.268
	LURAUTO KK						6	<b>2:04.412</b>	33.621	<b>43.983</b>	<b>46.808</b>	113.8	12:54.680
	MINI COOPER						7	2:06.354	33.864	44.884	47.606	112.1	15:01.034
1	2:20.599	46.272	46.805	47.522	100.7	2:20.599	8	2:06.297	33.871	44.665	47.761	112.1	17:07.331
2	2:05.051	33.697	<b>44.042</b>	47.312	113.2	4:25.650	9	2:04.847	33.662	43.995	47.190	113.4	19:12.178
3	2:04.983	<b>33.550</b>	44.053	47.380	113.3	6:30.633	10	2:05.358	33.662	44.307	47.389	112.9	21:17.536
4	2:05.448	33.785	44.475	47.188	112.9	8:36.081	<b>102</b>	<b>PHILIPPE BOUCHARD</b>					
5	2:05.560	33.754	44.659	47.147	112.8	10:41.641		ARAKIL MOTORSPORT					DODGE VIPPER
6	<b>2:04.831</b>	33.831	44.210	<b>46.790</b>	113.4	12:46.472	1	2:04.587	38.855	42.144	<b>43.588</b>	113.6	2:04.587
7	2:05.511	34.041	44.312	47.158	112.8	14:51.983	2	<b>1:58.192</b>	<b>32.137</b>	42.169	43.886	119.8	4:02.779
8	2:05.277	34.055	44.236	46.986	113.0	16:57.260	3	1:58.809	32.504	42.234	44.071	119.2	6:01.588
9	2:04.876	33.787	44.078	47.011	113.4	19:02.136	4	1:58.925	32.567	42.623	43.735	119.1	8:00.513
10	2:05.231	33.628	44.414	47.189	113.1	21:07.367	5	2:00.077	32.731	43.363	43.983	117.9	10:00.590
<b>95</b>	<b>ALBERT SOLE</b>						6	2:02.124	35.510	42.285	44.329	115.9	12:02.714
	CHEFO SPORT						7	1:58.343	32.961	<b>41.733</b>	43.649	119.6	14:01.057
	MINI COOPER						8	1:59.010	32.242	42.520	44.248	119.0	16:00.067
1	2:27.146	48.618	48.298	50.230	96.2	2:27.146	9	2:00.589	33.973	42.429	44.187	117.4	18:00.656
2	2:10.003	35.574	45.857	48.572	108.9	4:37.149	10	2:02.346	34.063	42.457	45.826	115.7	20:03.002
3	2:08.943	34.475	46.252	48.216	109.8	6:46.092							
4	2:08.486	34.568	45.348	48.570	110.2	8:54.578							
5	2:08.269	34.774	45.205	48.290	110.4	11:02.847							
6	<b>2:07.061</b>	34.379	44.893	<b>47.789</b>	111.4	13:09.908							
7	2:08.502	<b>34.099</b>	45.533	48.870	110.2	15:18.410							
8	2:08.294	34.699	45.442	48.153	110.4	17:26.704							
9	2:07.871	34.808	44.918	48.145	110.7	19:34.575							
10	2:09.808	34.527	<b>44.885</b>	50.396	109.1	21:44.383							
<b>96</b>	<b>AITOR ALCAT</b>												
	LURAUTO KK												
	MINI COOPER												

