


# CTO. NAVARRO DE VELOCIDAD TROFEO CIRCUITO DE NAVARRA ENT. LIBRES 2

## Sector Analysis

— Invalidated Lap    ■ Personal Best    ■ Session Best    B Crossing the pit lane

Lap	D	Time	Sector 1	Sector 2	Sector 3	Kph	Elapsed	Lap	D	Time	Sector 1	Sector 2	Sector 3	Kph	Elapsed		
<b>1</b>	<b>MOTOR CLUB SABADELL</b> RENAULT CLIO CUP IV 1.JULIO GARDE 3							<b>5</b>	<b>R.A.C. CIRCUITO GUADALOPE</b> BMW M3 1.ETHAN MUNIESA 2.HUGO MUNIESA								
	1	1	2:54.078	1:10.754	53.023	50.301	81.3		2:54.078	1	2	3:13.774	1:29.582	53.047	51.145	73.1	3:13.774
	2	1	2:11.226	36.582	47.897	46.747	107.9		5:05.304	2	2	2:12.236	36.273	48.175	47.788	107.1	5:26.010
	3	1	2:06.279	34.884	45.309	46.086	112.1		7:11.583	3	2	2:03.076	34.008	44.982	44.086	115.0	7:29.086
	4	1	2:03.207	33.514	44.196	45.497	114.9		9:14.790	4	2	2:02.855	34.376	44.486	43.993	115.2	9:31.941
	5	1	2:00.739	32.608	43.684	44.447	117.3		11:15.529	5	2	2:03.820	33.315	46.289	44.216	114.3	11:35.761
	6	1	2:01.271	<b>32.514</b>	43.757	45.000	116.8		13:16.800	6	2	2:01.080	32.971	44.334	43.775	116.9	13:36.841
	7	1	2:00.763	33.045	43.816	43.902	117.2		15:17.563	7	2	2:00.399	32.658	43.887	43.854	117.6	15:37.240
	8	1	2:00.944	33.194	44.001	<b>43.749</b>	117.1		17:18.507	8	2	<b>5:58.189B</b>	37.612	45.361	4:35.216	39.5	21:35.429
	9	1	<b>4:02.510B</b>				58.4		21:21.017	9	2	2:15.550	41.859	49.233	44.458	104.5	23:50.979
	10	1	2:08.960	40.616	43.796	44.548	109.8		23:29.977	10	2	2:01.090	32.877	44.115	44.098	116.9	25:52.069
	11	1	2:05.609	35.019	46.039	44.551	112.7		25:35.586	11	2	<b>1:59.181</b>	32.495	43.253	<b>43.433</b>	118.8	27:51.250
	12	1	2:01.086	33.017	43.863	44.206	116.9		27:36.672	12	2	1:59.329	<b>32.201</b>	<b>43.243</b>	43.885	118.7	29:50.579
	13	1	<b>1:59.963</b>	32.869	<b>43.202</b>	43.892	118.0		29:36.635								
<b>2</b>	<b>AUTOMOVIL CLUB ZARAGOZA</b> HYUNDAI ACCENT CUP 1.KELHIAN GRIÑON 1 2.MARTA OLIVA							<b>8</b>	<b>ARAKIL MOTORSPORT</b> FORD FOCUS /FOCUS COPA								
	1	2	4:15.267	1:59.185	1:11.039	1:05.043	55.5		4:15.267	1	1	3:01.160	1:09.443	56.349	55.368	78.2	3:01.160
	2	2	2:35.035	43.823	56.163	55.049	91.3		6:50.302	2	1	2:27.190	40.301	53.402	53.487	96.2	5:28.350
	3	2	2:33.109	41.788	53.469	57.852	92.5		9:23.411	3	1	2:25.935	40.127	52.961	52.847	97.0	7:54.285
	4	2	2:32.593	46.560	52.891	53.142	92.8		11:56.004	4	1	2:22.210	38.665	51.152	52.393	99.6	10:16.495
	5	2	2:28.876	41.045	55.783	52.048	95.1		14:24.880	5	1	2:22.380	38.746	51.062	52.572	99.4	12:38.875
	6	2	2:34.176	40.957	1:00.997	52.222	91.8		16:59.056	6	1	2:28.361	39.467	56.529	52.365	95.4	15:07.236
	7	2	<b>4:59.672B</b>				47.2		21:58.728	7	1	<b>6:24.528B</b>	44.093	52.915	4:47.520	36.8	21:31.764
	8	2	2:35.909	50.140	52.571	53.198	90.8		24:34.637	8	1	2:29.709	44.340	52.841	52.528	94.6	24:01.473
	9	2	2:20.995	<b>39.405</b>	50.481	51.109	100.4		26:55.632	9	1	2:20.902	38.290	<b>50.381</b>	52.231	100.5	26:22.375
	10	2	<b>2:20.878</b>	39.798	<b>50.075</b>	<b>51.005</b>	100.5		29:16.510	10	1	<b>2:20.587</b>	<b>38.242</b>	50.517	<b>51.828</b>	100.7	28:42.962
<b>3</b>	<b>AUTOMÓVIL CLUB ZARAGOZA</b> SEAT IBIZA CLASICO 1.EDUARDO ESCOLANO 2.PABLO ESCOLANO							<b>9</b>	<b>ESCUDERIA SANTA BARBARA</b> HONDA CIVIC TYPE R 2 1.LAURA BONILLO								
	1	2	4:02.045	2:04.008	1:01.198	56.839	58.5		4:02.045	1	1	6:46.207	4:51.202	57.615	57.390	34.9	6:46.207
	2	2	2:25.263	42.623	52.355	50.285	97.5		6:27.308	2	1	2:34.167	43.081	54.358	56.728	91.8	9:20.374
	3	2	2:19.181	39.127	50.976	49.078	101.7		8:46.489	3	1	<b>2:32.035</b>	43.928	55.461	52.646	93.1	11:52.409
	4	2	<b>2:13.871</b>	<b>37.287</b>	<b>48.020</b>	<b>48.564</b>	105.8		11:00.360	4	1	3:51.084B	44.209	55.917	2:10.958	61.3	15:43.493
	5	2	2:33.493	39.639	54.593	59.261	92.2		13:33.853	5	1	6:26.270B	48.655	52.524	4:45.091	36.7	22:09.763
<b>4</b>	<b>R.A.C. CIRCUITO GUADALOPE</b> RENAULT CLIO CUP IV 1.LUCAS RIVERA 3							<b>11</b>	<b>R.A.C. CIRCUITO GUADALOPE</b> RENAULT CLIO CUP IV 1.DANIEL OLIVER 3								
	1	1	3:27.190	1:41.522	54.128	51.540	68.3		3:27.190	1	1	3:28.650	1:46.401	53.187	49.062	67.9	3:28.650
	2	1	2:14.835	40.680	47.795	46.360	105.0		5:42.025	2	1	2:11.998	37.523	47.649	46.826	107.3	5:40.648
	3	1	2:10.391	34.466	47.568	48.357	108.6		7:52.416	3	1	2:09.345	34.792	47.005	47.548	109.5	7:49.993
	4	1	2:06.540	33.580	47.721	45.239	111.9		9:58.956	4	1	2:07.552	33.866	44.925	48.761	111.0	9:57.545
	5	1	2:04.391	33.528	45.712	45.151	113.8		12:03.347	5	1	3:17.533B	33.934	44.550	1:59.049	71.7	13:15.078
	6	1	2:13.931	34.587	52.682	46.662	105.7		14:17.278	6	1	2:20.319	45.212	49.115	45.992	100.9	15:35.397
	7	1	2:07.856	33.834	47.759	46.263	110.7		16:25.134	7	1	<b>6:59.779B</b>	34.244	45.165	5:40.370	33.7	22:35.176
	8	1	<b>4:53.410B</b>	33.595			48.3		21:18.544	8	1	2:12.692	41.100	45.633	45.959	106.7	24:47.868
	9	1	2:10.696	38.965	45.319	46.412	108.3		23:29.240	9	1	2:03.385	33.710	44.449	45.226	114.8	26:51.253
	10	1	2:09.504	34.156	48.282	47.066	109.3		25:38.744	10	1	<b>2:01.229</b>	<b>33.197</b>	<b>43.635</b>	<b>44.397</b>	116.8	28:52.482
	11	1	2:00.944	32.942	43.867	44.135	117.1		27:39.688								
12	1	<b>2:00.030</b>	<b>32.757</b>	<b>43.308</b>	<b>43.965</b>	118.0	29:39.718										





# CTO. NAVARRA DE VELOCIDAD

## TROFEO CIRCUITO DE NAVARRA


### ENT. LIBRES 2

## Sector Analysis

— Invalidated Lap    ■ Personal Best    ■ Session Best    B Crossing the pit lane

Lap	D	Time	Sector 1	Sector 2	Sector 3	Kph	Elapsed	Lap	D	Time	Sector 1	Sector 2	Sector 3	Kph	Elapsed		
<b>15</b>	AUTOMOVIL CLUB ZARAGOZA							RENAULT CLIO CUP IV	<b>23</b>	MOTOR CLUB SABADELL							RENAULT CLIO CUP IV
	1.JORGE VECINO							3		1.JOSEP BORREL							3
	1	1	3:14.280	1:30.872	52.698	50.710	72.9	3:14.280		1	1	1:57.576	32.187	42.539	42.850	120.4	27:46.059
	2	1	2:13.547	36.580	48.816	48.151	106.0	5:27.827		12	1	1:56.222	31.469	42.343	42.410	121.8	29:42.281
	3	1	2:06.341	36.056	45.774	44.511	112.1	7:34.168		1	1	2:55.443	1:12.679	51.956	50.808	80.7	2:55.443
	4	1	2:03.471	33.008	46.115	44.348	114.7	9:37.639		2	1	2:11.521	37.260	47.954	46.307	107.7	5:06.964
	5	1	2:00.857	32.900	44.098	43.859	117.2	11:38.496		3	1	2:10.110	36.835	47.751	45.524	108.8	7:17.074
	6	1	1:59.284	32.212	43.195	43.877	118.7	13:37.780		4	1	2:08.386	33.839	46.610	47.937	110.3	9:25.460
	7	1	2:01.462	32.311	44.067	45.084	116.6	15:39.242		5	1	2:04.237	35.433	44.031	44.773	114.0	11:29.697
	8	1	5:48.622B	34.399	44.428	4:29.795	40.6	21:27.864		6	1	2:01.450	33.068	43.926	44.456	116.6	13:31.147
	9	1	2:11.194	42.092	44.215	44.887	107.9	23:39.058		7	1	2:01.841	33.113	43.780	44.948	116.2	15:32.988
	10	1	2:00.188	32.178	43.583	44.427	117.8	25:39.246		8	1	5:37.294B	34.046	45.727	4:17.521	42.0	21:10.282
11	1	2:02.105	33.951	44.380	43.774	116.0	27:41.351	9	1	2:15.641	40.054	47.686	47.901	104.4	23:25.923		
12	1	1:59.241	31.956	43.306	43.979	118.7	29:40.592	10	1	2:01.866	33.553	44.005	44.308	116.2	25:27.789		
<b>16</b>	R.A.C. CIRCUITO GUADALOPE							BMW 318 IS E36	<b>25</b>	MOTOR CLUB SABADELL							RENAULT CLIO CUP V
	1.LAURA APARICIO							CLASICO		1.JAVIER CICUENDEZ							3
	1	1	3:32.754	1:33.953	57.068	1:01.733	66.6	3:32.754		1	1	2:58.771	1:20.185	49.905	48.681	79.2	2:58.771
	2	1	2:21.743	39.164	51.467	51.112	99.9	5:54.497		2	1	2:08.849	36.337	46.293	46.219	109.9	5:07.620
	3	1	2:20.168	37.737	51.360	51.071	101.0	8:14.665		3	1	2:04.539	34.728	44.626	45.185	113.7	7:12.159
	4	1	2:18.733	37.574	50.417	50.742	102.1	10:33.398		4	1	2:03.464	33.434	44.603	45.427	114.7	9:15.623
	5	1	2:17.672	37.220	49.973	50.479	102.8	12:51.070		5	1	2:01.513	33.247	43.626	44.640	116.5	11:17.136
	6	1	2:48.259	45.363	1:00.578	1:02.318	84.1	15:39.329		6	1	2:02.647	33.893	44.173	44.581	115.4	13:19.783
	7	1	6:41.825B	44.810	52.234	5:04.781	35.2	22:21.154		7	1	2:00.330	32.783	43.351	44.196	117.7	15:20.113
	8	1	2:27.821	45.830	50.324	51.667	95.8	24:48.975		8	1	2:01.353	32.758	44.214	44.381	116.7	17:21.466
<b>21</b>	SLT RACING							HYUNDAI COUPE	<b>26</b>	MOTOR CLUB SABADELL							RENAULT CLIO CUP IV
	1.FERNANDO DOMINGUEZ							2		1.ANA ALVAREZ							3
	1	1	6:45.629	4:49.425	57.614	58.590	34.9	6:45.629		1	1	3:07.581	1:19.977	58.784	48.820	75.5	3:07.581
	2	1	2:31.972	41.891	54.034	56.047	93.2	9:17.601		2	1	2:11.063	35.408	49.285	46.370	108.0	5:18.644
	3	1	2:33.195	44.562	55.666	52.967	92.4	11:50.796		3	1	2:03.326	33.559	44.721	45.046	114.8	7:21.970
	4	1	3:31.807B	42.713	55.265	1:53.829	66.8	15:22.603		4	1	2:00.719	33.268	43.264	44.187	117.3	9:22.689
	5	1	5:51.025B	43.836	49.820	4:17.369	40.3	21:13.628		5	1	2:01.188	33.677	43.648	43.863	116.8	11:23.877
	6	1	2:15.386	40.462	47.798	47.126	104.6	23:29.014		6	1	1:59.627	32.061	43.656	43.910	118.4	13:23.504
<b>22</b>	MOTOR CLUB SABADELL							PEUGEOT 308 RACING CUP	<b>27</b>	ESCUDERIA GREDOS							PEUGEOT 205
	1.MAURO RIAL							4		1.JAVIER MORENO							1
	1	1	3:04.008	1:21.421	54.089	48.498	76.9	3:04.008		1	1	1:58.911	32.296	42.896	43.719	119.1	29:30.820
	2	1	2:12.683	37.972	46.941	47.770	106.7	5:16.691		2	1	2:11.226	43.069	44.107	44.050	107.9	17:33.216
	3	1	2:01.777	33.718	44.494	43.565	116.3	7:18.468		3	1	3:50.940B				61.3	21:24.156
	4	1	2:01.257	33.315	43.884	44.058	116.8	9:19.725		4	1	2:06.220	38.786	43.393	44.041	112.2	23:30.376
	5	1	1:57.953	32.319	42.608	43.026	120.0	11:17.678		5	1	2:02.237	34.274	44.309	43.654	115.8	25:32.613
	6	1	1:58.130	32.259	42.717	43.154	119.9	13:15.808		6	1	1:59.296	32.227	43.036	44.033	118.7	27:31.909
	7	1	1:56.469	32.100	42.070	42.299	121.6	15:12.277		7	1	1:58.486	32.276	42.709	43.501	119.5	15:21.990
	8	1	6:21.771B	36.616	1:02.159	4:42.996	37.1	21:34.048		8	1	2:11.226	43.069	44.107	44.050	107.9	17:33.216





# CTO. NAVARRO DE VELOCIDAD

## TROFEO CIRCUITO DE NAVARRA


### ENT. LIBRES 2

## Sector Analysis

— Invalidated Lap   ■ Personal Best   ■ Session Best   B Crossing the pit lane

Lap	D	Time	Sector 1	Sector 2	Sector 3	Kph	Elapsed	Lap	D	Time	Sector 1	Sector 2	Sector 3	Kph	Elapsed
<b>28</b> LAGUN ARTEA FORD FOCUS															
1.AITOR ARMENDARIZ /FOCUS COPA															
1	1	5:03.651	3:26.454	49.926	47.271	46.6	5:03.651								
2	1	2:07.520	35.265	45.709	46.546	111.0	7:11.171								
3	1	2:06.559	34.044	47.189	45.326	111.9	9:17.730								
4	1	2:03.831	33.226	44.864	45.741	114.3	11:21.561								
5	1	2:04.956	33.532	45.905	45.519	113.3	13:26.517								
6	1	2:13.532	34.504	44.736	54.292	106.0	15:40.049								
7	1	5:53.098B	44.671	46.257	4:22.170	40.1	21:33.147								
8	1	2:14.410	42.719	45.596	46.095	105.3	23:47.557								
<b>30</b> E2P RACING PORSCHE 991															
1.ANA SAINERO															
1	1	2:46.533	1:06.827	56.000	43.706	85.0	2:46.533								
2	1	1:55.579	32.778	41.858	40.943	122.5	4:42.112								
3	1	1:54.765	30.270	42.427	42.068	123.4	6:36.877								
4	1	1:51.490	30.068	41.058	40.364	127.0	8:28.367								
5	1	1:51.722	30.409	41.217	40.096	126.7	10:20.089								
6	1	1:55.762	32.464	43.141	40.157	122.3	12:15.851								
7	1	1:55.099	30.400	43.253	41.446	123.0	14:10.950								
8	1	2:03.356	29.663	44.317	49.376	114.8	16:14.306								
9	1	6:03.359B	29.329	41.951	4:52.079	39.0	22:17.665								
10	1	2:05.387	40.977	43.655	40.755	112.9	24:23.052								
11	1	1:54.333	31.971	41.295	41.067	123.8	26:17.385								
12	1	1:50.206	29.507	40.163	40.536	128.5	28:07.591								
13	1	1:52.041	30.465	41.070	40.506	126.4	29:59.632								
<b>32</b> RC2 JUNIOR TEAM RENAULT CLIO CUP IV															
1.CARLOS QUILEZ 3															
2.JORDI ALBERT GRAELLS															
1	2	4:19.748	1:54.449	1:14.627	1:10.672	54.5	4:19.748								
2	2	2:59.068	51.260	1:03.624	1:04.184	79.1	7:18.816								
3	2	2:39.481	46.762	57.198	55.521	88.8	9:58.297								
4	2	2:41.054	45.673	59.142	56.239	87.9	12:39.351								
5	2	2:28.794	44.761	53.546	50.487	95.2	15:08.145								
6	2	2:22.154	41.280	52.168	48.706	99.6	17:30.299								
7	2	4:10.553B				56.5	21:40.852								
8	2	2:40.315	1:04.130	48.383	47.802	88.3	24:21.167								
9	2	2:12.707	37.878	47.788	47.041	106.7	26:33.874								
10	2	2:11.475	36.722	47.591	47.162	107.7	28:45.349								
<b>34</b> R.A.C. CIRCUITO GUADALOPE SEAT LEON MKI															
1.EMILIO LIZARBE 3															
1	1	2:58.435	1:02.790	59.515	56.130	79.3	2:58.435								
2	1	2:29.732	42.409	54.960	52.363	94.6	5:28.167								
3	1	2:26.827	40.818	53.177	52.832	96.4	7:54.994								
4	1	2:20.449	38.845	51.104	50.500	100.8	10:15.443								
5	1	2:22.799	38.763	52.662	51.374	99.2	12:38.242								
6	1	2:17.835	37.928	50.731	49.176	102.7	14:56.077								
<b>35</b> SMC JUNIOR MOTORSPORT RENAULT CLIO RS CUP III															
1.JAIME LATAPIA 2															
1	1	6:01.619	4:12.911	55.631	53.077	39.2	6:01.619								
2	1	2:26.476	41.035	51.865	53.576	96.7	8:28.095								
3	1	2:13.884	38.233	48.072	47.579	105.8	10:41.979								
4	1	2:08.302	35.728	45.651	46.923	110.4	12:50.281								
5	1	2:05.765	34.346	45.636	45.783	112.6	14:56.046								
6	1	2:10.498	35.397	49.277	45.824	108.5	17:06.544								
7	1	4:12.519B				56.1	21:19.063								
8	1	2:10.598	39.890	44.582	46.126	108.4	23:29.661								
9	1	2:05.521	34.424	45.989	45.108	112.8	25:35.182								
10	1	2:01.379	33.005	43.544	44.830	116.6	27:36.561								
11	1	2:01.667	33.548	43.609	44.510	116.4	29:38.228								
<b>36</b> C.D.E. ÚLTIMA VUELTA SEAT LEON															
1.JOSE RAMON MOLINA 4															
1	1	5:03.951B	2:50.550	51.134	1:22.267	46.6	5:03.951								
2	1	2:19.793	44.396	48.136	47.261	101.3	7:23.744								
3	1	2:05.728	35.002	45.528	45.198	112.6	9:29.472								
<b>37</b> VICENTE VALLES PIERA AUDI TT															
1.VICENTE VALLES															
1	1	2:45.994	56.397	56.884	52.713	85.3	2:45.994								
2	1	2:17.497	39.864	49.449	48.184	103.0	5:03.491								
3	1	2:09.430	34.787	44.962	49.681	109.4	7:12.921								
4	1	2:03.528	34.118	44.291	45.119	114.6	9:16.449								
5	1	2:01.519	33.408	43.451	44.660	116.5	11:17.968								
6	1	2:02.508	33.562	44.200	44.746	115.6	13:20.476								
7	1	2:00.481	32.741	43.320	44.420	117.5	15:20.957								
<b>38</b> SLT RACING MINI COOPER															
1.DANIEL DE SOUSA 2															
1	1	5:33.994	3:31.532	53.862	1:08.600	42.4	5:33.994								
2	1	2:21.432	36.944	52.356	52.132	100.1	7:55.426								
3	1	2:20.597	38.989	51.041	50.567	100.7	10:16.023								
4	1	2:11.040	36.103	47.611	47.326	108.0	12:27.063								
5	1	2:08.976	35.007	46.777	47.192	109.8	14:36.039								
6	1	7:08.000B	35.406	49.609	5:42.985	33.1	21:44.039								
7	1	2:18.791	43.209	47.387	48.195	102.0	24:02.830								
8	1	2:09.360	35.700	46.599	47.061	109.5	26:12.190								
9	1	2:08.698	35.000	46.669	47.029	110.0	28:20.888								





# CTO. NAVARRO DE VELOCIDAD

## TROFEO CIRCUITO DE NAVARRA

### ENT. LIBRES 2

## Sector Analysis

		_ Invalidated Lap		■ Personal Best		■ Session Best		B Crossing the pit lane							
Lap	D	Time	Sector 1	Sector 2	Sector 3	Kph	Elapsed	Lap	D	Time	Sector 1	Sector 2	Sector 3	Kph	Elapsed
<b>39</b>		<b>FRC COMPETICION</b>				AUDI TT									
		1.MATIAS FERNANDEZ													
1	1	2:47.211	57.142	57.293	52.776	84.7	2:47.211								
2	1	2:17.059	39.924	50.020	47.115	103.3	5:04.270								
3	1	2:11.802	40.371	46.023	45.408	107.4	7:16.072								
4	1	2:06.244	33.528	47.485	45.231	112.2	9:22.316								
5	1	2:04.209	34.982	44.711	<b>44.516</b>	114.0	11:26.525								
6	1	<b>1:56.662 B</b>	33.324	<b>44.394</b>	...	19.8	23:23.187								
7	1	2:06.386	34.342	46.705	45.339	112.0	25:29.573								
8	1	2:03.976	33.186	44.783	46.007	114.2	27:33.549								
9	1	<b>2:02.797</b>	<b>33.185</b>	44.717	44.895	115.3	29:36.346								
<b>41</b>		<b>Moncayo Motorsport</b>				FORD FOCUS									
		1.GOYO NIETO				/FOCUS COPA									
1	1	3:20.593	1:22.480	59.457	58.656	70.6	3:20.593								
2	1	2:33.755	42.575	55.701	55.479	92.1	5:54.348								
3	1	5:36.293 B	42.221	55.890	3:58.182	42.1	11:30.641								
4	1	2:49.570	51.902	57.052	1:00.616	83.5	14:20.211								
5	1	2:39.482	44.428	59.929	55.125	88.8	16:59.693								
6	1	<b>4:27.234 B</b>				53.0	21:26.927								
7	1	2:38.067	47.581	56.304	54.182	89.6	24:04.994								
8	1	<b>2:28.805</b>	<b>40.963</b>	<b>53.725</b>	54.117	95.2	26:33.799								
9	1	2:29.148	41.204	53.905	<b>54.039</b>	94.9	29:02.947								
<b>45</b>		<b>SLT RACING</b>				HYUNDAI COUPE CUP									
		1.ALEJANDRO SORIANO				2									
1	1	3:58.486	2:06.266	1:00.170	52.050	59.4	3:58.486								
2	1	2:14.165	37.220	48.957	47.988	105.5	6:12.651								
3	1	2:11.987	35.657	48.386	47.944	107.3	8:24.638								
4	1	2:08.407	35.853	46.472	<b>46.082</b>	110.3	10:33.045								
5	1	<b>2:06.546</b>	<b>34.144</b>	<b>46.294</b>	46.108	111.9	12:39.591								
<b>46</b>		<b>R.A.C. CIRCUITO GUADALOPE</b>				MERCEDES AMG									
		1.ANDER GAMON				CLASICO									
1	1	3:30.619	1:45.197	55.948	49.474	67.2	3:30.619								
2	1	2:08.163	34.907	46.558	46.698	110.5	5:38.782								
3	1	2:07.900	34.021	47.958	45.921	110.7	7:46.682								
4	1	2:04.750	33.512	<b>45.200</b>	46.038	113.5	9:51.432								
5	1	<b>2:04.588</b>	33.606	45.360	<b>45.622</b>	113.6	11:56.020								
6	1	2:16.843	35.696	48.846	52.301	103.5	14:12.863								
7	1	3:03.774 B	<b>33.002</b>	45.415	1:45.357	77.0	17:16.637								

