


CTO. NAVARRO DE VELOCIDAD TROFEO CIRCUITO DE NAVARRA CARRERA 2

Sector Analysis

— Invalidated Lap ■ Personal Best ■ Session Best B Crossing the pit lane

Lap	D	Time	Sector 1	Sector 2	Sector 3	Kph	Elapsed	Lap	D	Time	Sector 1	Sector 2	Sector 3	Kph	Elapsed		
1	MOTOR CLUB SABADELL RENAULT CLIO CUP IV 1. JULIO GARDE 3							5	R.A.C. CIRCUITO GUADALOPE BMW M3 1. ETHAN MUNIESA 3 2. HUGO MUNIESA								
	1	1	2:15.109	43.880	44.744	46.485	104.8		2:15.109	1	2	2:09.753	42.339	43.570	43.844	109.1	2:09.753
	2	1	2:02.516	33.373	44.146	44.997	115.6		4:17.625	2	2	1:58.502	32.399	42.736	43.367	119.5	4:08.255
	3	1	1:59.721	32.627	43.060	44.034	118.3		6:17.346	3	2	1:58.434	32.319	43.017	43.098	119.6	6:06.689
	4	1	2:00.265	32.649	43.341	44.275	117.7		8:17.611	4	2	1:59.423	32.842	43.114	43.467	118.6	8:06.112
	5	1	1:59.758	32.309	43.340	44.109	118.2		10:17.369	5	2	1:59.489	33.677	42.789	43.023	118.5	10:05.601
	6	1	1:59.376	32.761	42.914	43.701	118.6		12:16.745	6	2	1:59.274	32.354	43.149	43.771	118.7	12:04.875
	7	1	2:00.590	33.228	43.714	43.648	117.4		14:17.335	7	2	1:59.490	32.278	43.482	43.730	118.5	14:04.365
	8	1	2:00.766	33.265	43.426	44.075	117.2		16:18.101	8	2	1:59.794	32.178	44.073	43.543	118.2	16:04.159
	9	1	1:59.169	32.669	42.786	43.714	118.8		18:17.270	9	2	1:57.943	31.985	42.904	43.054	120.0	18:02.102
	10	1	2:00.007	32.448	43.415	44.144	118.0		20:17.277	10	2	1:59.502	31.977	44.219	43.306	118.5	20:01.604
2	AUTOMOVIL CLUB ZARAGOZA HYUNDAI ACCENT CUP 1. KELHIAN GRIÑON 1 2. MARTA OLIVA							8	ARAKIL MOTORSPORT FORD FOCUS 1. ERIK ZABALA 1								
	1	2	2:40.513	55.182	52.670	52.661	88.2		2:40.513	1	1	2:39.725	54.208	53.077	52.440	88.6	2:39.725
	2	2	2:22.917	40.393	50.547	51.977	99.1		5:03.430	2	1	2:23.157	39.185	51.715	52.257	98.9	5:02.882
	3	2	2:23.484	39.683	50.892	52.909	98.7		7:26.914	3	1	2:23.302	38.635	51.755	52.912	98.8	7:26.184
	4	2	2:21.052	39.373	50.612	51.067	100.4		9:47.966	4	1	2:20.750	38.192	50.533	52.025	100.6	9:46.934
	5	2	2:21.202	39.058	51.483	50.661	100.3		12:09.168	5	1	2:21.092	38.324	50.508	52.260	100.4	12:08.026
	6	2	2:22.706	39.519	50.953	52.234	99.2		14:31.874	6	1	2:22.507	38.913	50.803	52.791	99.4	14:30.533
	7	2	2:20.137	38.853	49.378	51.906	101.0		16:52.011	7	1	2:21.759	38.251	50.815	52.693	99.9	16:52.292
	8	2	2:19.907	39.538	49.678	50.691	101.2		19:11.918	8	1	2:22.155	38.818	51.269	52.068	99.6	19:14.447
	9	2	2:19.974	38.986	49.598	51.390	101.2		21:31.892	9	1	2:21.209	38.335	50.580	52.294	100.3	21:35.656
3	AUTOMÓVIL CLUB ZARAGOZA SEAT IBIZA CLASICO 1. EDUARDO ESCOLANO 2. PABLO ESCOLANO							11	R.A.C. CIRCUITO GUADALOPE RENAULT CLIO CUP IV 1. DANIEL OLIVER 3								
	1	2	2:28.717	50.467	49.164	49.086	95.2		2:28.717	1	1	2:17.125	46.095	44.936	46.094	103.3	2:17.125
	2	2	2:14.611	36.871	47.775	49.965	105.2		4:43.328	2	1	2:05.324	33.708	43.973	47.643	113.0	4:22.449
	3	2	2:15.147	37.233	48.567	49.347	104.8		6:58.475	3	1	2:01.021	33.248	43.835	43.938	117.0	6:23.470
	4	2	2:13.942	36.901	48.033	49.008	105.7		9:12.417	4	1	1:59.888	32.382	43.559	43.947	118.1	8:23.358
	5	2	2:13.341	36.774	47.875	48.692	106.2		11:25.758	5	1	2:02.037	32.101	42.799	47.137	116.0	10:25.395
	6	2	2:12.831	36.760	47.583	48.488	106.6		13:38.589	6	1	2:15.610	46.826	43.955	44.829	104.4	12:41.005
	7	2	2:13.462	36.754	47.794	48.914	106.1		15:52.051								
	8	2	2:16.688	37.089	50.436	49.163	103.6		18:08.739								
	9	2	2:19.618	38.739	51.525	49.354	101.4		20:28.357								
4	R.A.C. CIRCUITO GUADALOPE RENAULT CLIO CUP IV 1. LUCAS RIVERA 3							15	AUTOMOVIL CLUB ZARAGOZA RENAULT CLIO CUP IV 1. JORGE VECINO 3								
	1	1	2:22.472	49.045	47.617	45.810	99.4		2:22.472	1	1	2:20.383	48.282	46.425	45.676	100.9	2:20.383
	2	1	2:04.626	33.238	45.101	46.287	113.6		4:27.098	2	1	2:02.597	33.435	44.205	44.957	115.5	4:22.980
	3	1	2:02.585	33.451	44.183	44.951	115.5		6:29.683	3	1	2:01.585	33.517	43.815	44.253	116.5	6:24.565
	4	1	2:03.860	33.482	44.566	45.812	114.3		8:33.543	4	1	1:59.943	32.200	43.832	43.911	118.0	8:24.508
	5	1	2:02.638	33.067	44.664	44.907	115.5		10:36.181	5	1	1:59.485	32.140	43.075	44.270	118.5	10:23.993
	6	1	2:02.165	33.632	44.107	44.426	115.9		12:38.346	6	1	2:00.710	32.099	43.354	45.257	117.3	12:24.703
	7	1	2:01.278	32.923	43.661	44.694	116.7		14:39.624	7	1	2:00.771	32.394	43.500	44.877	117.2	14:25.474
	8	1	2:02.666	33.482	44.495	44.689	115.4		16:42.290	8	1	2:02.234	32.453	44.756	45.025	115.8	16:27.708
	9	1	2:03.425	32.928	45.251	45.246	114.7		18:45.715	9	1	2:00.018	32.484	43.656	43.878	118.0	18:27.726
10	1	2:03.582	33.902	44.274	45.406	114.6	20:49.297	10	1	2:00.771	32.723	43.660	44.388	117.2	20:28.497		
16	R.A.C. CIRCUITO GUADALOPE BMW 318 IS E36 CLASICO 1. LAURA APARICIO							1	1 1 2:37.116 53.088 52.421 51.607 90.1 2:37.116								





CTO. NAVARRO DE VELOCIDAD TROFEO CIRCUITO DE NAVARRA CARRERA 2

Sector Analysis

— Invalidated Lap ■ Personal Best ■ Session Best B Crossing the pit lane

Lap	D	Time	Sector 1	Sector 2	Sector 3	Kph	Elapsed	Lap	D	Time	Sector 1	Sector 2	Sector 3	Kph	Elapsed
2	1	2:20.048	38.672	50.269	51.107	101.1	4:57.164	3	1	2:00.404	32.661	43.747	43.996	117.6	6:18.273
3	1	2:19.037	37.997	50.018	51.022	101.8	7:16.201	4	1	2:00.553	32.530	43.819	44.204	117.4	8:18.826
4	1	2:19.813	38.050	51.150	50.613	101.3	9:36.014	5	1	1:59.667	32.481	43.288	43.898	118.3	10:18.493
5	1	2:17.213	36.862	50.400	49.951	103.2	11:53.227	6	1	1:59.047	32.319	43.147	43.581	118.9	12:17.540
6	1	2:20.806	37.171	51.623	52.012	100.6	14:14.033	7	1	2:00.803	32.610	44.273	43.920	117.2	14:18.343
7	1	2:23.251	39.159	52.386	51.706	98.8	16:37.284	8	1	2:01.002	33.539	43.549	43.914	117.0	16:19.345
8	1	2:17.059	36.842	49.983	50.234	103.3	18:54.343	9	1	1:59.999	32.933	43.326	43.740	118.0	18:19.344
9	1	2:18.930	38.277	49.660	50.993	101.9	21:13.273	10	1	2:00.082	32.209	43.225	44.648	117.9	20:19.426

21	SLT RACING	HYUNDAI COUPE
	1.FERNANDO DOMINGUEZ	2

1	1	2:24.536	48.681	48.419	47.436	98.0	2:24.536
2	1	2:11.286	35.788	49.001	46.497	107.8	4:35.822
3	1	2:06.554	35.116	45.559	45.879	111.9	6:42.376
4	1	2:04.213	33.807	44.484	45.922	114.0	8:46.589
5	1	2:04.092	33.594	44.742	45.756	114.1	10:50.681
6	1	2:03.510	33.504	44.767	45.239	114.6	12:54.191
7	1	2:03.713	33.639	44.469	45.605	114.4	14:57.904
8	1	2:03.101	33.550	44.382	45.169	115.0	17:01.005
9	1	2:04.114	33.612	44.391	46.111	114.1	19:05.119
10	1	2:05.924	33.610	44.926	47.388	112.4	21:11.043

22	MOTOR CLUB SABADELL	PEUGEOT 308 RACING CUP
	1.MAURO RIAL	4

1	1	2:37.747	1:06.720	45.215	45.812	89.8	2:37.747
2	1	1:59.412	33.559	42.580	43.273	118.6	4:37.159
3	1	1:58.674	33.081	42.911	42.682	119.3	6:35.833
4	1	1:55.602	31.670	41.140	42.792	122.5	8:31.435
5	1	1:56.141	31.425	41.213	43.503	121.9	10:27.576
6	1	1:55.155	31.255	41.239	42.661	123.0	12:22.731
7	1	1:55.846	32.494	41.317	42.035	122.2	14:18.577
8	1	1:57.531	32.919	41.402	43.210	120.5	16:16.108
9	1	1:54.133	31.104	41.560	41.469	124.1	18:10.241
10	1	1:53.404	30.983	40.876	41.545	124.9	20:03.645

23	MOTOR CLUB SABADELL	RENAULT CLIO CUP IV
	1.JOSEP BORREL	3

1	1	2:18.639	47.191	45.482	45.966	102.1	2:18.639
2	1	2:03.106	33.752	43.919	45.435	115.0	4:21.745
3	1	2:01.208	33.712	43.272	44.224	116.8	6:22.953
4	1	2:01.070	33.069	43.834	44.167	116.9	8:24.023
5	1	1:59.066	32.228	42.780	44.058	118.9	10:23.089
6	1	1:59.446	32.507	43.133	43.806	118.5	12:22.535
7	1	2:02.282	34.080	43.108	45.094	115.8	14:24.817
8	1	2:11.312	32.912	44.019	54.381	107.8	16:36.129
9	1	2:19.504	32.679	42.641	1:04.184	101.5	18:55.633
10	1	2:10.818	36.298	46.504	48.016	108.2	21:06.451

25	MOTOR CLUB SABADELL	RENAULT CLIO CUP V
	1.JAVIER CICUENDEZ	3

1	1	2:15.568	44.501	44.705	46.362	104.4	2:15.568
2	1	2:02.301	33.757	43.883	44.661	115.8	4:17.869

26	MOTOR CLUB SABADELL	RENAULT CLIO CUP IV
	1.ANA ALVAREZ	3

1	1	2:14.254	44.235	44.564	45.455	105.5	2:14.254
2	1	2:01.668	33.139	43.894	44.635	116.4	4:15.922
3	1	2:00.339	32.678	43.296	44.365	117.7	6:16.261
4	1	2:00.489	32.968	43.367	44.154	117.5	8:16.750
5	1	1:59.813	32.423	43.267	44.123	118.2	10:16.563
6	1	1:59.112	32.251	43.119	43.742	118.9	12:15.675
7	1	2:00.264	32.780	43.505	43.979	117.7	14:15.939
8	1	2:00.827	32.974	42.916	44.937	117.2	16:16.766
9	1	1:59.749	32.734	43.086	43.929	118.2	18:16.515
10	1	1:59.905	32.230	43.328	44.347	118.1	20:16.420

27	ESCUDERIA GREDOS	PEUGEOT 205
	1.JAVIER MORENO	1

1	1	2:11.680	42.944	43.898	44.838	107.5	2:11.680
2	1	2:01.761	33.290	43.981	44.490	116.3	4:13.441
3	1	2:01.798	33.948	43.534	44.316	116.2	6:15.239
4	1	2:00.343	33.238	43.532	43.573	117.7	8:15.582
5	1	1:58.855	32.427	42.847	43.581	119.1	10:14.437
6	1	1:59.242	32.760	42.806	43.676	118.7	12:13.679
7	1	1:59.933	33.093	42.858	43.982	118.1	14:13.612
8	1	2:00.067	32.951	43.204	43.912	117.9	16:13.679
9	1	1:59.935	32.818	43.312	43.805	118.1	18:13.614
10	1	2:00.611	32.709	43.495	44.407	117.4	20:14.225


28	LAGUN ARTEA	FORD FOCUS
	1.AITOR ARMENDARIZ	1

1	1	2:39.477	54.143	52.581	52.753	88.8	2:39.477
2	1	2:23.919	39.290	51.988	52.641	98.4	5:03.396
3	1	2:24.082	38.346	51.836	53.900	98.3	7:27.478
4	1	2:21.927	38.146	50.803	52.978	99.8	9:49.405
5	1	2:22.497	38.298	51.620	52.579	99.4	12:11.902
6	1	2:23.003	39.076	51.177	52.750	99.0	14:34.905
7	1	2:21.606	38.522	50.690	52.394	100.0	16:56.511
8	1	2:21.473	38.441	50.860	52.172	100.1	19:17.984
9	1	2:20.983	38.261	50.485	52.237	100.4	21:38.967

30	E2P RACING	PORSCHE 991
	1.ANA SAINERO	5

1	1	2:27.095	54.308	50.241	42.546	96.3	2:27.095
2	1	1:56.130	32.470	41.842	41.818	121.9	4:23.225
3	1	1:54.288	30.733	41.228	42.327	123.9	6:17.513





CTO. NAVARRO DE VELOCIDAD TROFEO CIRCUITO DE NAVARRA CARRERA 2

Sector Analysis

— Invalidated Lap ■ Personal Best ■ Session Best B Crossing the pit lane

Lap	D	Time	Sector 1	Sector 2	Sector 3	Kph	Elapsed	Lap	D	Time	Sector 1	Sector 2	Sector 3	Kph	Elapsed
4	1	1:50.788	30.398	40.628	39.762	127.8	8:08.301	7	1	2:01.167	33.022	43.285	44.860	116.9	14:31.293
5	1	1:50.708	30.161	40.147	40.400	127.9	9:59.009	8	1	2:02.213	32.933	43.845	45.435	115.9	16:33.506
6	1	1:51.546	29.063	42.518	39.965	126.9	11:50.555	9	1	2:01.289	32.923	43.553	44.813	116.7	18:34.795
7	1	2:16.447	51.405	42.536	42.506	103.8	14:07.002	10	1	2:01.074	32.974	43.305	44.795	116.9	20:35.869
8	1	1:53.733	30.776	42.087	40.870	124.5	16:00.735								
9	1	1:53.797	30.678	41.837	41.282	124.4	17:54.532								
10	1	1:53.519	30.797	41.335	41.387	124.7	19:48.051								

32 **RC2 JUNIOR TEAM** RENAULT CLIO CUP IV 3
1. CARLOS QUILEZ
2. JORDI ALBERT GRAELLS

1	2	2:40.194	50.967	49.230	59.997	88.4	2:40.194
2	2	2:19.134	39.810	48.907	50.417	101.8	4:59.328
3	2	2:14.695	38.071	48.454	48.170	105.1	7:14.023
4	2	2:09.291	35.725	46.546	47.020	109.5	9:23.314
5	2	2:10.547	35.944	47.530	47.073	108.5	11:33.861
6	2	2:07.123	35.366	45.666	46.091	111.4	13:40.984
7	2	2:07.148	35.063	46.064	46.021	111.4	15:48.132
8	2	2:09.443	35.479	45.634	48.330	109.4	17:57.575
9	2	2:16.816	35.831	52.676	48.309	103.5	20:14.391

33 **RALLY CLUB COSTA HAZAHAR** OPEL ASTRA GSI 2
1. JORGE LOZANO

1	1	2:31.358	51.740	49.638	49.980	93.5	2:31.358
2	1	2:18.154	37.748	50.654	49.752	102.5	4:49.512
3	1	2:16.903	36.801	50.131	49.971	103.4	7:06.415
4	1	2:16.252	36.562	49.668	50.022	103.9	9:22.667
5	1	2:16.076	36.054	49.912	50.110	104.1	11:38.743
6	1	2:15.797	36.971	49.051	49.775	104.3	13:54.540
7	1	2:18.674	36.695	50.997	50.982	102.1	16:13.214
8	1	2:24.180	40.507	51.188	52.485	98.2	18:37.394
9	1	2:18.950	37.060	50.959	50.931	101.9	20:56.344

34 **R.A.C. CIRCUITO GUADALOPE** SEAT LEON MKI 3
1. EMILIO LIZARBE

1	1	2:35.726	52.730	51.407	51.589	90.9	2:35.726
2	1	2:23.356	41.356	51.152	50.848	98.8	4:59.082
3	1	2:17.342	38.059	49.977	49.306	103.1	7:16.424
4	1	2:18.112	37.340	50.691	50.081	102.5	9:34.536
5	1	2:17.726	37.297	50.032	50.397	102.8	11:52.262
6	1	2:21.923	37.909	51.223	52.791	99.8	14:14.185
7	1	2:21.020	38.494	51.117	51.409	100.4	16:35.205
8	1	2:17.500	36.911	49.806	50.783	103.0	18:52.705
9	1	2:18.499	37.612	50.955	49.932	102.2	21:11.204

35 **SMC JUNIOR MOTORSPORT** RENAULT CLIO RS CUP III 2
1. JAIME LATAPIA
2. JAVIER CICUENZEZ

1	1	2:21.869	49.402	46.625	45.842	99.8	2:21.869
2	1	2:02.683	33.280	44.515	44.888	115.4	4:24.552
3	1	2:01.303	33.036	43.916	44.351	116.7	6:25.855
4	1	2:00.756	32.537	43.268	44.951	117.3	8:26.611
5	1	2:01.568	32.821	43.707	45.040	116.5	10:28.179
6	1	2:01.947	33.414	44.246	44.287	116.1	12:30.126

37 **VICENTE VALLES PIERA** AUDI TT 3
1. VICENTE VALLES

1	1	2:15.835	45.138	44.524	46.173	104.2	2:15.835
2	1	2:02.892	34.782	43.570	44.540	115.2	4:18.727
3	1	2:01.659	32.736	43.207	45.716	116.4	6:20.386
4	1	2:00.522	32.232	43.597	44.693	117.5	8:20.908
5	1	2:00.840	32.598	42.914	45.328	117.2	10:21.748
6	1	2:00.341	32.558	43.210	44.573	117.7	12:22.089
7	1	2:02.336	33.411	43.796	45.129	115.7	14:24.425
8	1	2:05.656	32.729	47.648	45.279	112.7	16:30.081
9	1	2:01.848	32.136	43.575	46.137	116.2	18:31.929
10	1	2:11.509	32.462	53.781	45.266	107.7	20:43.438

38 **SLT RACING** MINI COOPER 2
1. DANIEL DE SOUSA

1	1	2:25.640	49.700	48.389	47.551	97.2	2:25.640
2	1	2:09.580	35.348	47.236	46.996	109.3	4:35.220
3	1	2:06.429	34.378	45.581	46.470	112.0	6:41.649
4	1	2:06.989	33.888	45.831	47.270	111.5	8:48.638
5	1	2:05.902	34.067	45.456	46.379	112.5	10:54.540
6	1	2:06.060	34.125	45.521	46.414	112.3	13:00.600
7	1	2:06.878	34.272	45.891	46.715	111.6	15:07.478
8	1	2:06.708	34.417	45.577	46.714	111.7	17:14.186
9	1	2:06.807	34.677	45.555	46.575	111.7	19:20.993
10	1	2:07.729	34.375	45.983	47.371	110.9	21:28.722


39 **FRC COMPETICION** AUDI TT 3
1. MATIAS FERNANDEZ

1	1	2:16.677	45.559	44.939	46.179	103.6	2:16.677
2	1	2:01.794	33.098	44.064	44.632	116.3	4:18.471
3	1	2:02.260	33.400	44.028	44.832	115.8	6:20.731
4	1	2:00.733	32.593	43.744	44.396	117.3	8:21.464
5	1	2:00.631	32.691	43.411	44.529	117.4	10:22.095
6	1	2:03.116	32.610	44.532	45.974	115.0	12:25.211
7	1	2:01.847	32.722	43.935	45.190	116.2	14:27.058
8	1	2:02.078	32.509	44.578	44.991	116.0	16:29.136
9	1	2:01.876	32.447	43.757	45.672	116.2	18:31.012
10	1	2:01.872	32.492	44.136	45.244	116.2	20:32.884

41 **Moncayo Motorsport** FORD FOCUS 1
1. GOYO NIETO

1	1	2:44.539	57.891	52.348	54.300	86.1	2:44.539
2	1	2:27.271	40.905	52.324	54.042	96.1	5:11.810
3	1	2:27.731	41.005	52.832	53.894	95.8	7:39.541
4	1	2:28.678	40.893	52.989	54.796	95.2	10:08.219
5	1	2:38.931	45.680	57.355	55.896	89.1	12:47.150
6	1	2:30.670	42.585	54.040	54.045	94.0	15:17.820





CTO. NAVARRO DE VELOCIDAD

TROFEO CIRCUITO DE NAVARRA

CARRERA 2

Sector Analysis

— Invalidated Lap ■ Personal Best ■ Session Best B Crossing the pit lane

Lap	D	Time	Sector 1	Sector 2	Sector 3	Kph	Elapsed	Lap	D	Time	Sector 1	Sector 2	Sector 3	Kph	Elapsed
7	1	2:28.322	40.859	52.941	54.522	95.5	17:46.142								
8	1	2:36.662	42.926	53.522	1:00.214	90.4	20:22.804								

45	SLT RACING	HYUNDAI COUPE CUP
	1.ALEJANDRO SORIANO	2

1	1	2:27.569	51.483	49.171	46.915	95.9	2:27.569
2	1	2:07.699	34.102	46.979	46.618	110.9	4:35.268
3	1	2:07.137	35.239	45.548	46.350	111.4	6:42.405
4	1	2:05.227	34.320	45.179	45.728	113.1	8:47.632
5	1	2:03.548	33.326	44.773	45.449	114.6	10:51.180
6	1	2:03.848	33.455	45.158	45.235	114.3	12:55.028
7	1	2:03.990	33.553	44.858	45.579	114.2	14:59.018
8	1	2:04.507	33.764	45.289	45.454	113.7	17:03.525
9	1	2:06.233	33.670	46.075	46.488	112.2	19:09.758
10	1	2:06.604	34.171	45.522	46.911	111.8	21:16.362

46	R.A.C. CIRCUITO GUADALOPE	MERCEDES AMG
	1.ANDER GAMON	CLASICO

1	1	2:20.023	41.475	43.808	54.740	101.1	2:20.023
2	1	2:21.933	40.555	51.054	50.324	99.8	4:41.956
3	1	2:17.396	37.907	48.487	51.002	103.1	6:59.352
4	1	2:19.658	38.784	49.716	51.158	101.4	9:19.010
5	1	2:18.363	38.566	48.471	51.326	102.3	11:37.373
6	1	2:20.673	39.605	49.908	51.160	100.7	13:58.046
7	1	2:21.948	39.019	50.853	52.076	99.7	16:19.994
8	1	2:22.022	38.885	50.403	52.734	99.7	18:42.016
9	1	2:23.632	40.249	49.692	53.691	98.6	21:05.648

