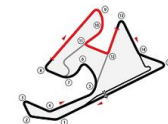



11 DICIEMBRE - CIRCUITO DE LOS ARCC SAN SILVESTRE 100 CARRERA 100V

Sector Analysis

— Invalidated Lap ■ Personal Best ■ Session Best B Crossing the pit lane

Lap	D	Time	Sector 1	Sector 2	Sector 3	Kph	Elapsed	Lap	D	Time	Sector 1	Sector 2	Sector 3	Kph	Elapsed	
2	VORTEX 1.LIONEL AMROUCHE 2.PHILIPPE GRUAU							VORTEX GT	21	1	1:57.062	31.781	42.370	42.911	121.0	43:17.414
	1	1:57.875	35.477	40.945	41.453	120.1	1:57.875	22	1	1:56.501	31.510	42.288	42.703	121.5	45:13.915	
	2	1:51.891	30.144	40.874	40.873	126.5	3:49.766	23	1	1:56.299	32.082	41.772	42.445	121.7	47:10.214	
	3	1:52.860	30.409	41.011	41.440	125.5	5:42.626	24	1	1:56.006	31.384	41.927	42.695	122.1	49:06.220	
	4	1:56.233	30.843	41.129	44.261	121.8	7:38.859	25	1	1:56.398	31.605	42.117	42.676	121.6	51:02.618	
	5	1:52.551	30.621	40.862	41.068	125.8	9:31.410	26	1	1:56.555	31.952	42.164	42.439	121.5	52:59.173	
	6	1:21.900	29.865	41.386	1:01.649	106.5	11:44.310	27	1	1:55.958	31.363	42.158	42.437	122.1	54:55.131	
	7	1:40.137	B	30.523	42.244	2:55.370	57.1	15:52.447	28	1	1:56.750	31.636	41.971	43.143	121.3	56:51.881
	8	1:35.407	51.722	53.748	49.937	91.1	18:27.854	29	1	1:56.975	32.300	42.134	42.541	121.0	58:48.856	
	9	1:20.429	35.977	44.844	43.608	113.8	20:32.283	30	1	1:55.473	31.404	41.405	42.664	122.6	1:00:44.329	
	10	1:56.525	32.523	42.455	41.547	121.5	22:28.808									
	11	1:54.259	31.463	41.677	41.119	123.9	24:23.067									
	12	1:50.471	29.808	40.125	40.538	128.2	26:13.538									
	13	1:49.610	29.188	40.086	40.336	129.2	28:03.148									
	14	1:51.840	29.884	40.485	41.471	126.6	29:54.988									
	15	1:49.358	29.983	39.734	39.641	129.5	31:44.346									
	16	1:48.363	29.353	39.258	39.752	130.7	33:32.709									
	17	1:49.002	29.485	39.512	40.005	129.9	35:21.711									
	18	1:48.203	28.738	39.666	39.799	130.9	37:09.914									
	19	1:46.933	28.570	38.986	39.377	132.4	38:56.847									
	20	1:47.663	28.449	39.318	39.896	131.5	40:44.510									
	21	1:47.664	28.257	39.008	40.399	131.5	42:32.174									
	22	1:49.450	31.013	39.173	39.264	129.4	44:21.624									
	23	1:46.665	28.395	39.145	39.125	132.7	46:08.289									
	24	1:49.859	28.647	40.300	40.912	128.9	47:58.148									
	25	1:50.043	B	29.464	39.718	3:52.861	46.9	53:00.191								
	26	1:02.115	37.429	41.476	41.210	117.9	55:00.306									
	27	1:52.117	30.248	40.740	41.129	126.3	56:52.423									
	28	1:54.375	30.972	41.672	41.731	123.8	58:46.798									
29	1:54.309	30.767	41.361	42.181	123.9	1:00:41.107										
4	E2P RACING 1.ANTONIO SAINERO 2.ANA SAINERO							PORSCHE 991 CUP GT	1	1	2:10.368	40.545	46.395	43.428	108.6	2:10.368
	2	1:57.762	32.995	43.283	41.484	120.2	4:08.130	2	1	1:57.762	32.995	43.283	41.484	120.2	4:08.130	
	3	1:53.047	31.465	41.390	40.192	125.2	6:01.177	3	1	1:53.047	31.465	41.390	40.192	125.2	6:01.177	
	4	1:50.434	30.371	40.474	39.589	128.2	7:51.611	4	1	1:50.434	30.371	40.474	39.589	128.2	7:51.611	
	5	1:49.121	29.870	40.053	39.198	129.8	9:40.732	5	1	1:49.121	29.870	40.053	39.198	129.8	9:40.732	
	6	1:51.309	31.197	40.415	39.697	127.2	11:32.041	6	1	1:51.309	31.197	40.415	39.697	127.2	11:32.041	
	7	1:49.781	29.900	40.485	39.396	129.0	13:21.822	7	1	1:49.781	29.900	40.485	39.396	129.0	13:21.822	
	8	1:48.963	29.563	39.585	39.815	129.9	15:10.785	8	1	1:48.963	29.563	39.585	39.815	129.9	15:10.785	
	9	1:48.433	29.985	39.495	38.953	130.6	16:59.218	9	1	1:48.433	29.985	39.495	38.953	130.6	16:59.218	
	10	1:47.438	29.475	39.193	38.770	131.8	18:46.656	10	1	1:47.438	29.475	39.193	38.770	131.8	18:46.656	
	11	1:46.569	29.091	38.736	38.742	132.9	20:33.225	11	1	1:46.569	29.091	38.736	38.742	132.9	20:33.225	
	12	1:50.193	30.768	39.986	39.439	128.5	22:23.418	12	1	1:50.193	30.768	39.986	39.439	128.5	22:23.418	
	13	1:47.363	29.278	39.128	38.957	131.9	24:10.781	13	1	1:47.363	29.278	39.128	38.957	131.9	24:10.781	
	14	1:47.472	29.095	39.084	39.293	131.7	25:58.253	14	1	1:47.472	29.095	39.084	39.293	131.7	25:58.253	
	15	1:47.482	29.606	39.095	38.781	131.7	27:45.735	15	1	1:47.482	29.606	39.095	38.781	131.7	27:45.735	
	16	1:47.700	29.046	38.945	39.709	131.5	29:33.435	16	1	1:47.700	29.046	38.945	39.709	131.5	29:33.435	
	17	1:46.603	29.001	38.723	38.879	132.8	31:20.038	17	1	1:46.603	29.001	38.723	38.879	132.8	31:20.038	
	18	1:47.110	28.922	39.277	38.911	132.2	33:07.148	18	1	1:47.110	28.922	39.277	38.911	132.2	33:07.148	
	19	1:45.938	28.609	38.835	38.494	133.7	34:53.086	19	1	1:45.938	28.609	38.835	38.494	133.7	34:53.086	
	20	1:47.190	28.680	39.186	39.324	132.1	36:40.276	20	1	1:47.190	28.680	39.186	39.324	132.1	36:40.276	
	21	1:47.131	29.127	39.114	38.890	132.2	38:27.407	21	1	1:47.131	29.127	39.114	38.890	132.2	38:27.407	
	22	1:47.795	29.706	39.232	38.857	131.3	40:15.202	22	1	1:47.795	29.706	39.232	38.857	131.3	40:15.202	
	23	1:47.491	28.959	39.028	39.504	131.7	42:02.693	23	1	1:47.491	28.959	39.028	39.504	131.7	42:02.693	
	24	1:48.090	28.994	39.868	39.228	131.0	43:50.783	24	1	1:48.090	28.994	39.868	39.228	131.0	43:50.783	
	25	1:47.275	29.130	39.110	39.035	132.0	45:38.058	25	1	1:47.275	29.130	39.110	39.035	132.0	45:38.058	
	26	1:48.190	29.121	39.948	39.121	130.9	47:26.248	26	1	1:48.190	29.121	39.948	39.121	130.9	47:26.248	
	27	1:47.591	28.743	39.886	38.962	131.6	49:13.839	27	1	1:47.591	28.743	39.886	38.962	131.6	49:13.839	
	28	1:47.695	28.811	39.320	39.564	131.5	51:01.534	28	1	1:47.695	28.811	39.320	39.564	131.5	51:01.534	
	29	1:48.338	29.863	39.534	38.941	130.7	52:49.872	29	1	1:48.338	29.863	39.534	38.941	130.7	52:49.872	
30	1:47.460	28.748	39.066	39.646	131.8	54:37.332	30	1	1:47.460	28.748	39.066	39.646	131.8	54:37.332		
31	1:47.213	29.059	39.343	38.811	132.1	56:24.545	31	1	1:47.213	29.059	39.343	38.811	132.1	56:24.545		
32	1:46.892	29.069	38.926	38.897	132.5	58:11.437	32	1	1:46.892	29.069	38.926	38.897	132.5	58:11.437		
33	1:47.529	28.756	39.854	38.919	131.7	59:58.966	33	1	1:47.529	28.756	39.854	38.919	131.7	59:58.966		
9	RX PRORACING 1.PEDRO HERRAZ 2.IVAN LOPEZ							CLIO CUP III JPURTURISMO	1	1	2:19.945	43.651	47.593	48.701	101.2	2:19.945
	2	1:21.4502	38.544	48.434	47.524	105.3	4:34.447	2	1	2:14.502	38.544	48.434	47.524	105.3	4:34.447	
	3	1:20.698	36.805	46.407	46.486	109.2	6:44.145	3	1	2:09.698	36.805	46.407	46.486	109.2	6:44.145	
	4	1:20.688	35.058	45.857	45.973	111.6	8:51.033	4	1	2:06.888	35.058	45.857	45.973	111.6	8:51.033	
	5	1:20.638	35.133	45.490	45.715	112.1	10:57.371	5	1	2:06.338	35.133	45.490	45.715	112.1	10:57.371	
	6	1:20.4387	34.725	44.568	45.094	113.8	13:01.758	6	1	2:04.387	34.725	44.568	45.094	113.8	13:01.758	

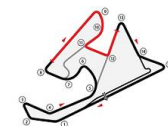





11 DICIEMBRE - CIRCUITO DE LOS ARCC SAN SILVESTRE 100 CARRERA 100V

Sector Analysis

											— Invalidated Lap		■ Personal Best		■ Session Best		B Crossing the pit lane	
Lap	D	Time	Sector 1	Sector 2	Sector 3	Kph	Elapsed	Lap	D	Time	Sector 1	Sector 2	Sector 3	Kph	Elapsed			
7	1	2:05.388	34.887	45.105	45.396	112.9	15:07.146	1	1	2:28.416	48.478	50.558	49.380	95.4	2:28.416			
8	1	2:05.366	35.834	44.644	44.888	112.9	17:12.512	2	1	2:14.248	37.164	49.198	47.886	105.5	4:42.664			
9	1	2:03.509	34.370	44.338	44.801	114.6	19:16.021	3	1	2:12.526	35.659	48.248	48.619	106.8	6:55.190			
10	1	2:03.367	34.353	44.018	44.996	114.8	21:19.388	4	1	2:11.546	35.474	47.950	48.122	107.6	9:06.736			
11	1	2:03.755	34.100	44.183	45.472	114.4	23:23.143	5	1	2:08.410	34.701	46.897	46.812	110.3	11:15.146			
12	1	2:03.082	34.273	44.388	44.421	115.0	25:26.225	6	1	2:07.268	34.598	46.048	46.622	111.3	13:22.414			
13	1	2:03.668	34.237	44.465	44.966	114.5	27:29.893	7	1	2:08.314	35.417	46.806	46.091	110.3	15:30.728			
14	1	2:03.974	34.479	44.402	45.093	114.2	29:33.867	8	1	2:08.930	33.873	47.156	47.901	109.8	17:39.658			
15	1	2:05.016	34.563	45.762	44.691	113.3	31:38.883	9	1	2:07.456	34.661	46.225	46.570	111.1	19:47.114			
16	1	2:03.773	34.321	44.333	45.119	114.4	33:42.656	10	1	2:06.574	34.298	45.940	46.336	111.9	21:53.688			
17	1	2:02.725	34.174	44.242	44.309	115.4	35:45.381	11	1	2:06.416	34.194	45.722	46.500	112.0	24:00.104			
18	1	2:04.094	34.295	44.957	44.842	114.1	37:49.475	12	1	2:07.787	34.320	46.588	46.879	110.8	26:07.891			
19	1	2:03.680	34.383	44.383	44.914	114.5	39:53.155	13	1	2:08.954	35.539	46.069	47.346	109.8	28:16.845			
20	1	2:03.164	33.856	44.352	44.956	115.0	41:56.319	14	1	2:06.362	34.455	45.497	46.410	112.0	30:23.207			
21	1	2:03.716	34.391	44.342	44.983	114.4	44:00.035	15	1	2:06.368	34.232	45.625	46.511	112.0	32:29.575			
22	1	2:06.022	34.202	45.933	45.887	112.4	46:06.057	16	1	2:06.417	34.185	45.712	46.520	112.0	34:35.992			
23	1	2:02.552	34.320	43.580	44.652	115.5	48:08.609	17	1	2:08.026	34.269	46.283	47.474	110.6	36:44.018			
24	1	2:02.449	34.119	44.027	44.303	115.6	50:11.058	18	1	2:06.654	34.082	46.172	46.400	111.8	38:50.672			
25	1	2:05.253	35.009	45.385	44.859	113.0	52:16.311	19	1	2:06.751	34.397	46.045	46.309	111.7	40:57.423			
26	1	2:16.267	36.441	46.990	52.836	103.9	54:32.578	20	1	2:07.256	34.363	46.166	46.727	111.3	43:04.679			
27	1	2:04.052	34.515	44.727	44.810	114.1	56:36.630	21	1	2:07.299	34.404	46.114	46.781	111.2	45:11.978			
28	1	2:03.910	34.794	44.160	44.956	114.3	58:40.540	22	1	2:07.863	34.811	45.878	47.174	110.7	47:19.841			
29	1	2:03.258	33.997	43.760	45.501	114.9	1:00:43.798	23	1	2:06.975	34.048	46.503	46.424	111.5	49:26.816			
10																		
E2P RACING																		
1.RAFAEL MUNCHARAZ 3.PABLO BURGUERA MINI COOPER																		
2.JAIME GARCIA TURISMO																		
1	1	2:39.535	58.180	51.529	49.826	88.8	2:39.535											
2	1	2:15.075	37.726	48.653	48.696	104.8	4:54.610											
3	1	2:09.278	34.568	47.484	47.226	109.5	7:03.888											
4	1	2:07.803	34.264	46.106	47.433	110.8	9:11.691											
5	1	2:06.326	34.847	45.517	45.962	112.1	11:18.017											
6	1	2:05.368	33.721	45.436	46.211	112.9	13:23.385											
7	1	2:06.486	34.887	45.583	46.016	111.9	15:29.871											
8	1	2:05.438	33.695	45.753	45.990	112.9	17:35.309											
9	1	2:10.257	33.797	49.661	46.799	108.7	19:45.566											
10	1	2:05.458	33.878	45.458	46.122	112.9	21:51.024											
11	1	2:04.859	33.655	45.307	45.897	113.4	23:55.883											
12	1	2:06.658	33.655	46.278	46.725	111.8	26:02.541											
13	1	2:06.387	33.546	45.482	47.359	112.0	28:08.928											
14	1	2:05.284	33.874	45.195	46.215	113.0	30:14.212											
15	1	2:05.307	33.418	46.041	45.848	113.0	32:19.519											
16	1	2:04.935	33.379	45.293	46.263	113.3	34:24.454											
17	1	2:04.636	33.637	45.292	45.707	113.6	36:29.090											
18	1	2:06.297	33.282	46.766	46.249	112.1	38:35.387											
19	1	6:44.379 B	33.378	45.502	5:25.499	35.0	45:19.766											
20	1	2:22.569	45.025	49.060	48.484	99.3	47:42.335											
21	1	2:12.193	34.858	46.664	50.671	107.1	49:54.528											
22	1	2:07.067	34.214	46.040	46.813	111.4	52:01.595											
23	1	2:06.995	34.268	45.948	46.779	111.5	54:08.590											
24	1	2:06.258	34.147	45.848	46.263	112.1	56:14.848											
25	1	2:06.263	33.794	46.153	46.316	112.1	58:21.111											
26	1	2:05.455	33.889	45.392	46.174	112.9	1:00:26.566											
11																		
E2P RACING																		
1.MARC GRUAU MINI COOPER																		
2.ALEX GRUAU TURISMO																		
1	1	2:38.010	56.027	51.387	50.596	89.6	2:38.010											
2	1	2:19.637	38.556	49.604	51.477	101.4	4:57.647											
3	1	2:16.957	37.799	49.476	49.682	103.4	7:14.604											
4	1	2:15.281	37.434	48.786	49.061	104.7	9:29.885											
5	1	2:14.740	37.796	48.068	48.876	105.1	11:44.625											
6	1	2:11.840	35.998	47.823	48.019	107.4	13:56.465											
7	1	2:11.213	35.929	47.560	47.724	107.9	16:07.678											
8	1	2:10.514	35.924	47.115	47.475	108.5	18:18.192											
9	1	2:09.824	35.251	46.561	48.012	109.1	20:28.016											
10	1	2:08.459	34.808	46.847	46.804	110.2	22:36.475											
11	1	2:08.330	35.206	46.120	47.004	110.3	24:44.805											
12	1	2:08.127	35.025	46.141	46.961	110.5	26:52.932											
13	1	2:07.890	34.968	46.072	46.850	110.7	29:00.822											
14	1	2:07.606	34.584	45.946	47.076	111.0	31:08.428											
15	1	2:07.627	34.295	46.595	46.737	110.9	33:16.055											
16	1	2:07.119	34.417	46.292	46.410	111.4	35:23.174											
17	1	2:08.198	34.870	46.640	46.688	110.4	37:31.372											
18	1	2:07.745	35.276	46.000	46.469	110.8	39:39.117											
19	1	5:57.831 B	35.031	46.121	4:36.679	39.6	45:36.948											
20	1	2:23.364	46.415	48.312	48.637	98.8	48:00.312											
21	1	2:08.881	34.601	47.411	46.869	109.9	50:09.193											
22	1	2:11.374	36.130	48.296	46.948	107.8	52:20.567											
23	1	2:09.829	34.894	46.663	48.272	109.1	54:30.396											
24	1	4:23.099 B	34.231	47.308	3:01.560	53.8	58:53.495											






11 DICIEMBRE - CIRCUITO DE LOS ARCC SAN SILVESTRE 100 CARRERA 100V

Sector Analysis

— Invalidated Lap ■ Personal Best ■ Session Best B Crossing the pit lane

Lap	D	Time	Sector 1	Sector 2	Sector 3	Kph	Elapsed	Lap	D	Time	Sector 1	Sector 2	Sector 3	Kph	Elapsed	
13	E2P RACING 1.JAVIER ESCOBAR 3.CARLOS BACHOFER 2.PALOMA ESCOBAR							MINI COOPER TURISMO								
	1	1	2:21.255	44.998	48.926	47.331	100.2	2:21.255	24	1	2:16.134	41.678	46.893	47.563	104.0	55:41.243
	2	1	2:23.516	48.403	47.454	47.659	98.7	4:44.771	25	1	2:10.298	34.581	47.450	48.267	108.7	57:51.541
	3	1	2:11.649	36.101	46.999	48.549	107.5	6:56.420	26	1	2:09.200	35.655	46.144	47.401	109.6	1:00:00.741
	4	1	2:09.411	35.241	46.559	47.611	109.4	9:05.831								
	5	1	2:08.316	34.626	46.369	47.321	110.3	11:14.147								
	6	1	2:06.617	34.669	45.543	46.405	111.8	13:20.764								
	7	1	2:05.984	34.353	45.564	46.067	112.4	15:26.748								
	8	1	2:05.777	34.166	45.692	45.919	112.6	17:32.525								
	9	1	2:05.249	33.815	45.316	46.118	113.0	19:37.774								
	10	1	2:06.967	34.662	46.092	46.213	111.5	21:44.741								
	11	1	2:05.328	33.947	45.377	46.004	113.0	23:50.069								
	12	1	2:05.506	33.754	45.671	46.081	112.8	25:55.575								
13	1	2:05.873	34.279	45.447	46.147	112.5	28:01.448									
14	1	2:06.120	34.548	45.529	46.043	112.3	30:07.568									
15	1	2:05.233	33.962	45.255	46.016	113.1	32:12.801									
16	1	2:05.831	34.031	45.885	45.915	112.5	34:18.632									
17	1	2:05.021	33.716	45.372	45.933	113.3	36:23.653									
18	1	2:05.684	33.791	45.825	46.068	112.7	38:29.337									
19	1	2:04.677	33.752	45.328	45.597	113.6	40:34.014									
20	1	2:05.521	33.661	45.985	45.875	112.8	42:39.535									
21	1	2:04.961	34.292	44.934	45.735	113.3	44:44.496									
22	1	2:03.799	33.433	44.771	45.595	114.4	46:48.295									
23	1	2:04.074	33.576	44.920	45.578	114.1	48:52.369									
24	1	6:18.931 B	33.580	45.928	4:59.423	37.4	55:11.300									
25	1	2:41.641	51.258	55.673	54.710	87.6	57:52.941									
26	1	2:31.224	43.469	55.215	52.540	93.6	1:00:24.165									
14	DONOSTI TALDEA 1.LUIS CHILLIDA 2.ASI GOROS							MINI COOPER TURISMO								
	1	1	2:36.436	54.392	51.210	50.834	90.5	2:36.436								
	2	1	2:15.644	36.977	49.078	49.589	104.4	4:52.080								
	3	1	2:13.822	36.190	48.179	49.453	105.8	7:05.902								
	4	1	2:12.013	35.628	47.672	48.713	107.3	9:17.915								
	5	1	2:13.996	36.060	47.679	50.257	105.7	11:31.911								
	6	1	2:15.224	37.656	49.106	48.462	104.7	13:47.135								
	7	1	2:11.344	35.987	47.563	47.794	107.8	15:58.479								
	8	1	2:17.644	41.892	47.986	47.766	102.9	18:16.123								
	9	1	2:12.063	35.223	46.438	50.402	107.2	20:28.186								
	10	1	2:11.073	36.426	47.186	47.461	108.0	22:39.259								
	11	1	2:08.328	34.434	46.737	47.157	110.3	24:47.587								
	12	1	2:07.424	34.549	46.114	46.761	111.1	26:55.011								
13	1	2:08.130	34.484	46.740	46.906	110.5	29:03.141									
14	1	2:07.959	34.668	46.089	47.202	110.7	31:11.100									
15	1	2:07.720	34.133	46.551	47.036	110.9	33:18.820									
16	1	2:08.521	34.395	45.978	48.148	110.2	35:27.341									
17	1	2:09.128	36.169	46.098	46.861	109.6	37:36.469									
18	1	2:06.931	33.867	45.836	47.228	111.5	39:43.400									
19	1	2:06.382	33.976	45.624	46.782	112.0	41:49.782									
20	1	2:07.048	34.142	45.653	47.253	111.4	43:56.830									
21	1	2:11.846	34.708	49.248	47.890	107.4	46:08.676									
22	1	2:26.051	34.301	46.791	1:04.959	96.9	48:34.727									
23	1	4:50.382 B	43.090	48.100	3:19.192	48.8	53:25.109									
15	DONOSTI TALDEA 1.FRANK FERNANDEZ 2.JAVIER ARIAS							MINI COOPER TURISMO								
	1	1	2:29.568	49.451	50.625	49.492	94.7	2:29.568								
	2	1	2:14.763	37.683	48.573	48.507	105.1	4:44.331								
	3	1	2:14.617	37.986	48.317	48.314	105.2	6:58.948								
	4	1	2:12.606	36.595	47.898	48.113	106.8	9:11.554								
	5	1	2:13.616	37.923	47.818	47.875	106.0	11:25.170								
	6	1	2:14.246	37.135	48.113	48.998	105.5	13:39.416								
	7	1	2:11.319	36.150	47.835	47.334	107.8	15:50.735								
	8	1	2:11.562	36.229	47.866	47.467	107.6	18:02.297								
	9	1	2:11.802	35.824	48.267	47.711	107.4	20:14.099								
	10	1	2:12.344	35.866	48.536	47.942	107.0	22:26.443								
	11	1	2:11.462	36.189	47.779	47.494	107.7	24:37.905								
	12	1	2:10.641	35.749	47.274	47.618	108.4	26:48.546								
13	1	2:09.611	35.218	47.356	47.037	109.2	28:58.157									
14	1	2:09.385	35.417	47.105	46.863	109.4	31:07.542									
15	1	2:09.226	34.926	47.611	46.689	109.6	33:16.768									
16	1	2:08.099	34.540	46.197	47.362	110.5	35:24.867									
17	1	2:08.545	34.597	46.908	47.040	110.1	37:33.412									
18	1	2:06.846	34.295	45.840	46.711	111.6	39:40.258									
19	1	2:07.448	34.747	45.891	46.810	111.1	41:47.706									
20	1	2:08.735	34.653	46.649	47.433	110.0	43:56.441									
21	1	2:11.844	34.641	48.595	48.608	107.4	46:08.285									
22	1	2:07.067	34.462	46.154	46.451	111.4	48:15.352									
23	1	2:07.903	34.873	46.442	46.588	110.7	50:23.255									
24	1	2:07.838	35.259	46.015	46.564	110.8	52:31.093									
25	1	2:09.825	34.446	47.600	47.779	109.1	54:40.918									
26	1	2:08.830	34.741	47.408	46.681	109.9	56:49.748									
27	1	2:10.235	36.141	47.271	46.823	108.7	58:59.983									
28	1	2:09.254	35.310	46.736	47.208	109.5	1:01:09.237									
16	RECUENCO TEAM 1.LUIS RECUENCO							MINI COOPER TURISMO								
	1	1	2:24.487	46.922	48.640	48.925	98.0	2:24.487								
	2	1	2:10.570	35.754	47.349	47.467	108.4	4:35.057								
	3	1	2:08.598	35.110	46.690	46.798	110.1	6:43.655								
	4	1	2:08.337	34.776	45.986	47.575	110.3	8:51.992								
	5	1	2:08.003	34.760	46.263	46.980	110.6	10:59.995								
	6	1	2:06.519	34.162	46.061	46.296	111.9	13:06.514								
	7	1	2:07.964	34.334	46.111	47.519	110.6	15:14.478								
	8	1	2:06.537	34.103	45.694	46.740	111.9	17:21.015								
	9	1	2:06.618	34.027	46.122	46.469	111.8	19:27.633								
	10	1	2:06.840	34.357	46.200	46.283	111.6	21:34.473								
	11	1	2:07.524	34.071	45.625	47.828	111.0	23:41.997								
	12	1	2:06.054	33.841	45.642	46.571	112.3	25:48.051								
13	1	2:07.378	34.136	46.835	46.407	111.2	27:55.429									
14	1	2:06.173	34.125	45.756	46.292	112.2	30:01.602									
15	1	2:05.684	33.577	45.778	46.329	112.7	32:07.286									
16	1	2:05.799	33.590	45.772	46.437	112.6	34:13.085									
17	1	2:05.824	33.567	45.915	46.342	112.5	36:18.909									
18	1	2:06.019	33.665	45.629	46.725	112										



11 DICIEMBRE - CIRCUITO DE LOS ARCC SAN SILVESTRE 100 CARRERA 100V

Sector Analysis

— Invalidated Lap ■ Personal Best ■ Session Best B Crossing the pit lane

Lap	D	Time	Sector 1	Sector 2	Sector 3	Kph	Elapsed	Lap	D	Time	Sector 1	Sector 2	Sector 3	Kph	Elapsed
19	1	2:06.871	35.005	45.550	46.316	111.6	40:31.799	15	1	2:10.210	35.419	46.888	47.903	108.7	33:26.429
20	1	2:07.452	33.803	46.305	47.344	111.1	42:39.251	16	1	2:11.389	35.051	48.456	47.882	107.8	35:37.818
21	1	2:06.725	34.957	45.554	46.214	111.7	44:45.976	17	1	2:10.787	35.445	47.305	48.037	108.3	37:48.605
22	1	2:05.168	33.458	45.183	46.527	113.1	46:51.144	18	1	2:09.696	34.768	47.159	47.769	109.2	39:58.301
23	1	2:05.472	33.396	46.063	46.013	112.8	48:56.616	19	1	2:12.359	35.833	46.886	49.640	107.0	42:10.660
24	1	2:05.926	33.610	45.694	46.622	112.4	51:02.542	20	1	2:12.458	35.670	48.238	48.550	106.9	44:23.118
25	1	2:06.228	33.939	45.568	46.721	112.2	53:08.770	21	1	2:12.161	35.890	47.932	48.339	107.1	46:35.279
26	1	2:05.964	33.672	45.914	46.378	112.4	55:14.734	22	1	2:11.067	35.863	46.999	48.205	108.0	48:46.346

18 **LURAUTO MOTORSPORT** MINI COOPER
 1. IBON ARTOLA 3. MANUEL BEJARANO TURISMO
 2. ALEX ARTOLA

1	1	2:22.202	45.943	48.499	47.760	99.6	2:22.202
2	1	2:11.497	36.584	47.367	47.546	107.7	4:33.699
3	1	2:09.133	35.437	46.817	46.879	109.6	6:42.832
4	1	2:07.608	34.869	45.903	46.836	111.0	8:50.440
5	1	2:08.076	34.722	45.739	47.615	110.5	10:58.516
6	1	2:06.622	34.678	45.398	46.546	111.8	13:05.138
7	1	2:06.051	34.338	45.182	46.531	112.3	15:11.189
8	1	2:05.707	34.224	45.018	46.465	112.6	17:16.896
9	1	2:05.588	34.067	45.327	46.194	112.7	19:22.484
10	1	2:06.074	34.064	45.596	46.414	112.3	21:28.558
11	1	2:05.980	34.281	45.619	46.080	112.4	23:34.538
12	1	2:07.183	34.371	45.357	47.455	111.3	25:41.721
13	1	2:06.111	34.082	45.381	46.648	112.3	27:47.832
14	1	2:06.168	34.187	45.250	46.731	112.2	29:54.000
15	1	2:05.933	34.369	45.368	46.196	112.4	31:59.933
16	1	2:05.521	34.126	45.083	46.312	112.8	34:05.454
17	1	2:05.694	34.199	45.317	46.178	112.6	36:11.148
18	1	2:06.192	34.151	45.977	46.064	112.2	38:17.340
19	1	2:07.292	34.143	46.635	46.514	111.2	40:24.632
20	1	2:06.426	34.024	45.864	46.538	112.0	42:31.058
21	1	2:06.712	35.025	45.232	46.455	111.7	44:37.770
22	1	2:05.152	33.999	44.936	46.217	113.1	46:42.922
23	1	2:04.615	33.739	45.008	45.868	113.6	48:47.537
24	1	2:05.556	34.161	44.945	46.450	112.8	50:53.093
25	1	2:05.820	33.590	46.087	46.143	112.5	52:58.913
26	1	2:06.843	33.937	45.781	47.125	111.6	55:05.756
27	1	4:16.737 B	34.666	45.435	2:56.636	55.1	59:22.493

19 **LURAUTO MOTORSPORT** MINI COOPER
 1. RAFAEL VALDES TURISMO
 2. JONATHAN OUBIÑA

1	1	2:24.306	44.592	50.574	49.140	98.1	2:24.306
2	1	2:16.539	38.169	49.238	49.132	103.7	4:40.845
3	1	2:16.684	36.682	48.520	51.482	103.6	6:57.529
4	1	2:13.839	36.522	48.460	48.857	105.8	9:11.368
5	1	2:13.587	37.190	48.041	48.356	106.0	11:24.955
6	1	2:16.765	35.536	49.447	51.782	103.5	13:41.720
7	1	2:12.843	36.599	47.894	48.350	106.6	15:54.563
8	1	2:12.347	36.411	47.309	48.627	107.0	18:06.910
9	1	2:11.626	35.668	47.444	48.514	107.6	20:18.536
10	1	2:12.226	35.917	47.400	48.909	107.1	22:30.762
11	1	2:11.089	36.470	46.790	47.829	108.0	24:41.851
12	1	2:10.926	35.522	47.565	47.839	108.1	26:52.777
13	1	2:13.443	35.872	48.643	48.928	106.1	29:06.220
14	1	2:09.999	35.078	46.952	47.969	108.9	31:16.219

20 **MST MOTORSPORT** MINI COOPER
 1. OSCAR APARICIO TURISMO
 2. ALVARO BARBA

1	1	2:17.457	42.485	47.399	47.573	103.0	2:17.457
2	1	2:09.223	35.637	46.433	47.153	109.6	4:26.680
3	1	2:07.862	35.212	45.777	46.873	110.7	6:34.542
4	1	2:07.429	35.342	45.504	46.583	111.1	8:41.971
5	1	2:06.431	34.697	45.414	46.320	112.0	10:48.402
6	1	2:05.927	34.484	45.286	46.157	112.4	12:54.329
7	1	2:05.735	34.229	45.409	46.097	112.6	15:00.064
8	1	2:06.825	34.488	46.066	46.271	111.6	17:06.889
9	1	2:05.371	34.297	45.294	45.780	112.9	19:12.260
10	1	2:05.378	34.066	44.989	46.323	112.9	21:17.638
11	1	2:05.628	33.994	45.239	46.395	112.7	23:23.266
12	1	2:05.867	34.841	45.022	46.004	112.5	25:29.133
13	1	2:04.470	33.864	44.783	45.823	113.8	27:33.603
14	1	2:06.818	34.117	46.072	46.629	111.6	29:40.421
15	1	2:04.383	33.851	45.001	45.531	113.8	31:44.804
16	1	2:04.487	33.631	45.170	45.686	113.7	33:49.291
17	1	2:04.456	33.643	44.984	45.829	113.8	35:53.747
18	1	2:04.521	33.934	45.093	45.494	113.7	37:58.268
19	1	2:04.977	33.717	44.881	46.379	113.3	40:03.245
20	1	2:04.487	33.568	44.901	46.018	113.7	42:07.732
21	1	2:04.031	33.688	44.769	45.574	114.2	44:11.763
22	1	2:03.856	33.454	45.041	45.361	114.3	46:15.619
23	1	2:03.730	33.443	44.853	45.434	114.4	48:19.349
24	1	2:03.978	33.291	44.856	45.831	114.2	50:23.327
25	1	2:04.302	33.639	45.296	45.367	113.9	52:27.629
26	1	5:48.333 B	33.647	44.483	4:30.203	40.6	58:15.962
27	1	2:21.738	44.181	49.297	48.260	99.9	1:00:37.700

