

CLASICAS

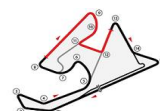
CTO. CIV VELOCIDAD NAVARRA

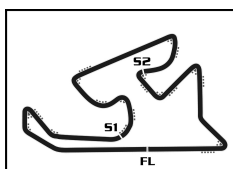
ENT. CRONO 1

Vuelta a vuelta

— Vuelta invalidada ■ Mejor Personal ■ Mejor de la sesión ■ Cruzando por el pit lane

Vlt.	Tiempo	Sector 1	Sector 2	Sector 3	Km/h	T. Sesión	Vlt.	Tiempo	Sector 1	Sector 2	Sector 3	Km/h	T. Sesión
1	Christian RODRIGUEZ IGLESIAS GG TEAM HONDA						9	Alfonso RODRIGUEZ PRIETO MC Bañezano SIN MARCA					
1	4:24.342	2:51.019	48.608	44.715	53.6	4:24.342	1	6:06.940	4:20.736	54.229	51.975	38.6	6:06.940
2	2:00.849	32.502	44.820	43.527	117.2	6:25.191	2	2:20.468	38.666	51.119	50.683	100.8	8:27.408
3	2:03.572	34.253	46.053	43.266	114.6	8:28.763	3	2:17.204	37.840	49.922	49.442	103.2	10:44.612
4	2:00.522	32.498	44.761	43.263	117.5	10:29.285	4	2:16.890	37.442	49.350	50.098	103.4	13:01.502
5	2:21.645B	34.755	45.877	1:01.013	100.0	12:50.930	5	2:14.996	36.899	48.743	49.354	104.9	15:16.498
6	2:21.033	51.040	45.517	44.476	100.4	15:11.963	6	2:16.837	37.138	50.165	49.534	103.5	17:33.335
7	1:58.868	32.095	43.933	42.840	119.1	17:10.831	7	2:16.495	37.304	49.258	49.933	103.7	19:49.830
8	2:01.096	31.851	46.197	43.048	116.9	19:11.927	8	2:15.538	37.160	49.182	49.196	104.5	22:05.368
9	1:59.786	31.784	43.860	44.142	118.2	21:11.713							
2	Victor VALLINA MOLINA MC Vallisoletano SIN MARCA						11	Pedro MUGICA PORTILLA MC Bañezano SUZUKI					
1	4:25.026	2:51.371	48.670	44.985	53.4	4:25.026	1	9:11.625	7:22.030	57.125	52.470	25.7	9:11.625
2	2:01.730	32.697	45.465	43.568	116.3	6:26.756	2	2:24.272	39.511	53.848	50.913	98.1	11:35.897
3	2:02.899	33.387	45.989	43.523	115.2	8:29.655	3	2:23.193	40.181	53.074	49.938	98.9	13:59.090
4	2:02.835	33.660	44.886	44.289	115.3	10:32.490	4	2:20.739	39.263	51.717	49.759	100.6	16:19.829
5	2:05.523	35.028	45.815	44.680	112.8	12:38.013	5	2:21.279	39.285	51.791	50.203	100.2	18:41.108
6	2:02.001	32.130	46.454	43.417	116.1	14:40.014	6	2:27.857	43.534	53.619	50.704	95.8	21:08.965
7	2:02.372	32.530	45.799	44.043	115.7	16:42.386							
8	2:00.404	32.044	44.318	44.042	117.6	18:42.790							
5	Domingo VIDOY RUIZ C.D. Speedmotos DUCATI						12	Oscar Mario LOPEZ MATO A.M.L. KAWASAKI					
1	5:07.888	3:31.409	49.986	46.493	46.0	5:07.888	1	5:53.760	4:15.822	50.117	47.821	40.0	5:53.760
2	2:07.282	36.239	46.242	44.801	111.2	7:15.170	2	2:12.415	34.282	49.275	48.858	106.9	8:06.175
3	2:05.059	34.426	46.382	44.251	113.2	9:20.229	3	2:08.779	35.408	47.336	46.035	109.9	10:14.954
4	2:04.838	33.739	46.572	44.527	113.4	11:25.067	4	2:08.400	34.205	48.005	46.190	110.3	12:23.354
5	2:05.448	34.088	45.569	45.791	112.9	13:30.515	5	2:06.773	34.295	46.368	46.110	111.7	14:30.127
6	2:05.322	35.358	45.640	44.324	113.0	15:35.837	6	2:07.156	34.318	46.586	46.252	111.3	16:37.283
7	2:03.436	34.214	45.324	43.898	114.7	17:39.273							
6	Carlos CASADO RAMOS MC Bañezano HONDA						13	Fco. Javier MARTINEZ MARTIN GG TEAM YAMAHA					
1	5:49.437	4:02.654	54.656	52.127	40.5	5:49.437	1	6:21.435	4:37.491	52.546	51.398	37.1	6:21.435
2	2:18.826	37.212	50.622	50.992	102.0	8:08.263	2	2:17.661	37.488	50.147	50.026	102.9	8:39.096
3	2:12.707	37.331	48.765	46.611	106.7	10:20.970	3	2:18.379	37.399	50.497	50.483	102.3	10:57.475
4	2:08.444	34.475	47.747	46.222	110.2	12:29.414	4	2:14.411	36.351	48.931	49.129	105.3	13:11.886
5	2:07.411	34.594	47.217	45.600	111.1	14:36.825	5	2:15.012	36.524	49.164	49.324	104.9	15:26.898
6	2:07.038	33.967	47.170	45.901	111.5	16:43.863	6	2:13.001	35.804	48.635	48.562	106.5	17:39.899
7	2:08.318	34.450	47.597	46.271	110.3	18:52.181	7	2:16.330	36.563	50.772	48.995	103.9	19:56.229
8	2:07.399	34.047	47.840	45.512	111.1	20:59.580	8	2:18.950	39.873	49.310	49.767	101.9	22:15.179
7	Efren VAZQUEZ RODRIGUEZ Rafagas Mc HONDA						15	Angel TURIEL ALVAREZ MC Bañezano SIN MARCA					
1	3:07.463	1:33.765	48.842	44.856	75.5	3:07.463	1	8:03.903	6:13.071	56.683	54.149	29.3	8:03.903
2	2:01.710	32.657	45.651	43.402	116.3	5:09.173	2	2:22.621	38.927	52.447	51.247	99.3	10:26.524
3	2:06.738	39.293	45.099	42.346	111.7	7:15.911	3	2:20.363	38.329	51.317	50.717	100.9	12:46.887
4	1:56.834	32.000	42.999	41.835	121.2	9:12.745	4	2:20.321	38.098	51.215	51.008	100.9	15:07.208
5	1:56.535	32.090	42.595	41.850	121.5	11:09.280	5	2:20.001	37.738	51.285	50.978	101.1	17:27.209
6	1:55.260	31.007	42.307	41.946	122.8	13:04.540	6	2:22.645	38.203	51.471	52.971	99.3	19:49.854
7	1:59.250	31.838	44.546	42.866	118.7	15:03.790	7	2:19.568	38.258	50.815	50.495	101.4	22:09.422
8	1:53.814	30.701	42.185	40.928	124.4	16:57.604							
9	1:53.400	30.318	41.815	41.267	124.9	18:51.004							
10	1:58.971	31.929	43.709	43.333	119.0	20:49.975							
17	Maximo LLAMEDO BLANCO A.E.M.A. DUCATI												
1	2:36.011	53.430	53.053	49.528	90.8	2:36.011							
2	2:09.720	35.460	47.708	46.552	109.1	4:45.731							
3	2:12.465	36.443	48.776	47.246	106.9	6:58.196							





CLASICAS

CTO. CIV VELOCIDAD NAVARRA

ENT. CRONO 1

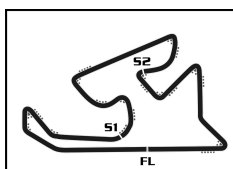
CIRCUITO DE NAVARRA 3.933 m.

Vuelta a vuelta

— Vuelta invalidada ■ Mejor Personal ■ Mejor de la sesión B Cruzando por el pit lane

Vlt.	Tiempo	Sector 1	Sector 2	Sector 3	Km/h	T. Sesión	Vlt.	Tiempo	Sector 1	Sector 2	Sector 3	Km/h	T. Sesión
19 Roberto Carlos ESPINOSA SAINZ MC Bañezano SUZUKI													
1	5:40.317	3:55.711	54.343	50.263	41.6	5:40.317							
2	2:13.747	36.796	48.796	48.155	105.9	7:54.064							
3	2:13.057	37.145	48.086	47.826	106.4	10:07.121							
4	2:12.151	36.042	48.595	47.514	107.1	12:19.272							
5	2:11.188	35.763	47.855	47.570	107.9	14:30.460							
6	2:11.348	35.701	47.573	48.074	107.8	16:41.808							
7	2:12.382	35.652	48.853	47.877	107.0	18:54.190							
8	2:10.959	35.541	48.048	47.370	108.1	21:05.149							
21 Alfredo BONAQUE MARTIN CD Gassdraque SIN MARCA													
1	13:56.150	...	46.427	45.210	16.9	13:56.150							
2	2:02.620	33.394	45.724	43.502	115.5	15:58.770							
3	2:01.075	32.900	44.854	43.321	116.9	17:59.845							
4	2:01.823	33.063	45.149	43.611	116.2	20:01.668							
23 David GARCIA BANGO MC Bañezano KAWASAKI													
1	5:07.650	3:30.852	49.972	46.826	46.0	5:07.650							
2	2:11.335	35.515	46.314	49.506	107.8	7:18.985							
3	2:04.916	34.216	45.806	44.894	113.3	9:23.901							
4	2:05.199	33.626	46.575	44.998	113.1	11:29.100							
5	2:04.173	33.374	45.672	45.127	114.0	13:33.273							
6	2:06.587	34.313	47.068	45.206	111.9	15:39.860							
7	2:04.105	34.123	45.255	44.727	114.1	17:43.965							
8	2:06.324	33.677	46.130	46.517	112.1	19:50.289							
9	2:06.446	35.488	46.220	44.738	112.0	21:56.735							
24 Mikel CORDERO SAN MIGUEL Mc. EGÜES-SKULL KAWASAKI													
1	4:46.269B	1:47.971	1:01.135	1:57.163	49.5	4:46.269							
2	3:05.858B	42.457	51.271	1:32.130	76.2	7:52.127							
3	2:22.128	45.940	48.163	48.025	99.6	10:14.255							
4	2:14.060	37.583	48.388	48.089	105.6	12:28.315							
5	3:24.252B	38.932	53.787	1:51.533	69.3	15:52.567							
6	2:22.609	47.815	48.085	46.709	99.3	18:15.176							
7	2:06.965	34.749	46.772	45.444	111.5	20:22.141							
26 Miguel A. GARCIA GARCIA Mc. EGÜES-SKULL HONDA													
1	4:04.085	2:14.584	56.678	52.823	58.0	4:04.085							
2	2:19.586	39.047	51.488	49.051	101.4	6:23.671							
3	2:15.415	37.234	50.411	47.770	104.6	8:39.086							
4	2:16.265	37.028	50.419	48.818	103.9	10:55.351							
5	2:13.835	36.866	49.165	47.804	105.8	13:09.186							
6	2:15.142	38.450	49.190	47.502	104.8	15:24.328							
7	2:13.127	36.548	49.273	47.306	106.4	17:37.455							
8	2:11.705	35.714	48.746	47.245	107.5	19:49.160							
9	2:12.977	37.272	49.116	46.589	106.5	22:02.137							
27 Iñigo JUBINDO LUMBRERAS GG TEAM SUZUKI													
1	2:31.871	52.789	52.374	46.708	93.2	2:31.871							
2	2:04.966	34.038	47.462	43.466	113.3	4:36.837							
3	2:00.350	32.261	45.480	42.609	117.6	6:37.187							
4	2:00.825	32.388	45.400	43.037	117.2	8:38.012							
5	2:00.665	33.267	45.084	42.314	117.3	10:38.677							
6	2:01.472	31.987	47.229	42.256	116.6	12:40.149							
7	1:56.719	31.414	43.870	41.435	121.3	14:36.868							
8	1:57.218	31.179	44.107	41.932	120.8	16:34.086							
9	1:57.998	31.403	44.779	41.816	120.0	18:32.084							
10	1:58.227	31.067	44.596	42.564	119.8	20:30.311							
35 Mario PERU BERAMENDI Mc. EGÜES-SKULL YAMAHA													
1	4:01.299	2:30.532	47.135	43.632	58.7	4:01.299							
2	1:57.648	31.887	43.283	42.478	120.3	5:58.947							
3	1:56.861	31.244	43.508	42.109	121.2	7:55.808							
4	1:58.271	32.832	43.862	41.577	119.7	9:54.079							
5	1:55.141	31.343	42.728	41.070	123.0	11:49.220							
6	1:56.175	31.061	43.524	41.590	121.9	13:45.395							
7	1:55.587	30.979	43.064	41.544	122.5	15:40.982							
8	4:01.290B	31.646	43.196	2:46.448	58.7	19:42.272							
9	2:12.008	44.394	46.037	41.577	107.3	21:54.280							
40 Jose Manuel MARTIN LANZA A.E.M.A. DUCATI													
1	5:41.941	3:54.366	56.919	50.656	41.4	5:41.941							
2	2:25.904	40.778	54.112	51.014	97.0	8:07.845							
3	2:21.825	40.170	52.269	49.386	99.8	10:29.670							
4	2:23.303	40.512	52.985	49.806	98.8	12:52.973							
5	2:20.267	39.623	51.816	48.828	100.9	15:13.240							
6	2:18.924	38.362	51.949	48.613	101.9	17:32.164							
7	2:15.523	38.146	49.098	48.279	104.5	19:47.687							
8	2:14.693	37.785	49.187	47.721	105.1	22:02.380							
46 Roberto IJALBA BARRASA C. M. Club Cirbón YAMAHA													
1	3:11.406	1:34.199	51.160	46.047	74.0	3:11.406							
2	2:06.867	34.140	46.884	45.843	111.6	5:18.273							
3	2:07.288	34.176	47.356	45.756	111.2	7:25.561							
4	2:05.872	34.045	46.775	45.052	112.5	9:31.433							
5	2:06.289	33.708	47.122	45.459	112.1	11:37.722							
69 Sotero RODRIGUEZ MUÑIZ MC Burgos Sport SIN MARCA													
1	5:57.160	4:01.884	59.119	56.157	39.6	5:57.160							
2	2:33.683	42.863	55.735	55.085	92.1	8:30.843							
3	2:29.679	41.652	53.570	54.457	94.6	11:00.522							
4	2:26.453	40.835	52.699	52.919	96.7	13:26.975							
5	2:26.612	39.666	53.301	53.645	96.6	15:53.587							
6	2:26.833	39.997	53.816	53.020	96.4	18:20.420							
7	2:30.802	39.322	57.770	53.710	93.9	20:51.222							





CIRCUITO DE NAVARRA 3.933 m.

CLASICAS CTO. CIV VELOCIDAD NAVARRA ENT. CRONO 1

Vuelta a vuelta

— Vuelta invalidada ■ Mejor Personal ■ Mejor de la sesión B Cruzando por el pit lane

Vlt.	Tiempo	Sector 1	Sector 2	Sector 3	Km/h	T. Sesión	Vlt.	Tiempo	Sector 1	Sector 2	Sector 3	Km/h	T. Sesión
71 Jose Manuel COTO CARBAJO MC Vallisoletano DUCATI													
1	5:53.999	4:19.040	48.253	46.706	40.0	5:53.999	1	3:43.613	2:08.404	49.013	46.196	63.3	3:43.613
2	2:06.618	34.778	46.825	45.015	111.8	8:00.617	2	2:04.730	34.420	46.275	44.035	113.5	5:48.343
3	2:03.286	34.185	45.045	44.056	114.8	10:03.903	3	2:06.523	35.031	46.011	45.481	111.9	7:54.866
4	2:02.494	33.649	45.224	43.621	115.6	12:06.397	4	2:04.719	33.496	47.169	44.054	113.5	9:59.585
5	2:03.636	33.889	45.092	44.655	114.5	14:10.033	5	2:10.967	40.173	46.236	44.558	108.1	12:10.552
6	2:04.347	34.603	45.737	44.007	113.9	16:14.380	6	2:03.949	33.750	45.600	44.599	114.2	14:14.501
7	2:02.411	33.687	44.782	43.942	115.7	18:16.791	7	2:03.213	33.067	46.064	44.082	114.9	16:17.714
8	2:01.122	33.341	44.840	42.941	116.9	20:17.913	8	2:03.799	34.232	45.319	44.248	114.4	18:21.513
79 Juan De Dios MARISCAL GUERRER C.D. Dorsal 23 YAMAHA													
1	5:48.821	4:00.277	56.315	52.229	40.6	5:48.821							
2	2:12.099	36.119	49.091	46.889	107.2	8:00.920							
3	2:08.380	34.698	47.661	46.021	110.3	10:09.300							
4	2:07.184	34.624	47.190	45.370	111.3	12:16.484							
5	3:12.883B	34.308	49.113	1:49.462	73.4	15:29.367							
6	2:27.586	52.142	48.935	46.509	95.9	17:56.953							
7	2:06.739	34.658	46.498	45.583	111.7	20:03.692							
89 Mikel Gotzon CORTES GORROCHAT GG TEAM SUZUKI													
1	2:33.958	53.739	51.760	48.459	92.0	2:33.958							
2	2:06.472	33.802	47.301	45.369	112.0	4:40.430							
3	2:04.593	33.569	47.096	43.928	113.6	6:45.023							
4	2:03.474	33.088	45.558	44.828	114.7	8:48.497							
5	2:04.262	33.109	45.804	45.349	113.9	10:52.759							
6	2:03.569	33.106	45.318	45.145	114.6	12:56.328							
99 Antonio HERNANDEZ FERNANDEZ MC Tryfon SIN MARCA													
1	3:51.636	2:14.045	51.230	46.361	61.1	3:51.636							
2	2:08.366	35.240	48.353	44.773	110.3	6:00.002							
3	2:06.020	34.826	46.166	45.028	112.4	8:06.022							
4	2:03.553	34.585	45.253	43.715	114.6	10:09.575							
5	2:03.156	34.679	45.202	43.275	115.0	12:12.731							
6	2:02.282	33.127	44.924	44.231	115.8	14:15.013							
112 Juan Valentin CARRASCOSA ROZA Mc. Villaviciosa SIN MARCA													
1	13:06.034	...	1:00.639	56.325	18.0	13:06.034							
2	2:34.783	43.584	56.990	54.209	91.5	15:40.817							
3	2:29.157	41.489	55.150	52.518	94.9	18:09.974							
4	2:28.939	41.574	54.662	52.703	95.1	20:38.913							
135 Aitor OLALLA VILLAESCUSA IRTEERA - FLY ACTIONS HONDA													
1	2:35.493	54.639	52.490	48.364	91.1	2:35.493							
2	2:05.552	35.231	46.362	43.959	112.8	4:41.045							
3	2:02.897	33.210	46.189	43.498	115.2	6:43.942							
4	2:01.902	33.278	45.058	43.566	116.1	8:45.844							
5	2:01.183	32.606	45.091	43.486	116.8	10:47.027							

