

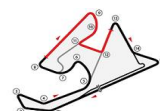
CLASICAS CTO. CIV VELOCIDAD NAVARRA CARRERA


Vuelta a vuelta

CIRCUITO DE NAVARRA 3.933 m.

— Vuelta invalidada ■ Mejor Personal ■ Mejor de la sesión B Cruzando por el pit lane

Vlt.	Tiempo	Sector 1	Sector 2	Sector 3	Km/h	T. Sesión	Vlt.	Tiempo	Sector 1	Sector 2	Sector 3	Km/h	T. Sesión
1 Christian RODRIGUEZ IGLESIAS GG TEAM HONDA							4	2:08.107	34.617	47.495	45.995	110.5	8:43.069
1	2:04.277	37.708	44.025	42.544	113.9	2:04.277	5	2:07.780	34.467	47.259	46.054	110.8	10:50.849
2	1:57.792	31.261	43.616	42.915	120.2	4:02.069	6	2:08.365	34.641	47.511	46.213	110.3	12:59.214
3	1:58.405	31.656	43.977	42.772	119.6	6:00.474	7	2:08.460	34.064	48.135	46.261	110.2	15:07.674
4	1:59.382	31.961	44.268	43.153	118.6	7:59.856	8	2:09.324	35.026	47.689	46.609	109.5	17:16.998
5	1:59.178	31.814	44.054	43.310	118.8	9:59.034	9	2:09.671	34.554	48.260	46.857	109.2	19:26.669
6	2:00.381	32.534	44.691	43.156	117.6	11:59.415							
7	2:01.613	32.366	46.161	43.086	116.4	14:01.028							
8	1:58.664	31.926	43.868	42.870	119.3	15:59.692							
9	1:59.848	32.250	44.284	43.314	118.1	17:59.540							
10	2:00.307	33.141	44.011	43.155	117.7	19:59.847							
2 Victor VALLINA MOLINA MC Vallisoletano SIN MARCA													
1	2:06.368	38.006	44.646	43.716	112.0	2:06.368							
2	2:00.021	31.878	44.529	43.614	118.0	4:06.389							
3	2:00.576	32.191	44.815	43.570	117.4	6:06.965							
4	1:59.828	31.925	44.809	43.094	118.2	8:06.793							
5	1:59.932	32.260	44.342	43.330	118.1	10:06.725							
6	1:59.163	31.888	44.296	42.979	118.8	12:05.888							
7	1:59.279	32.025	43.889	43.365	118.7	14:05.167							
8	1:59.128	31.875	44.197	43.056	118.9	16:04.295							
9	2:00.256	31.933	45.040	43.283	117.7	18:04.551							
10	2:00.379	33.022	44.074	43.283	117.6	20:04.930							
4 Miguel Angel BARRERA FERRERO MC Bañezano KAWASAKI													
1	2:25.101	47.261	50.130	47.710	97.6	2:25.101							
2	2:14.004	37.373	49.681	46.950	105.7	4:39.105							
3	2:14.526	37.911	49.143	47.472	105.2	6:53.631							
4	2:14.680	37.349	49.479	47.852	105.1	9:08.311							
5	2:14.893	37.559	49.609	47.725	105.0	11:23.204							
6	2:16.002	38.712	49.250	48.040	104.1	13:39.206							
7	2:16.778	38.604	49.582	48.592	103.5	15:55.984							
8	2:16.654	38.410	50.074	48.170	103.6	18:12.638							
9	2:16.024	38.086	49.420	48.518	104.1	20:28.662							
5 Domingo VIDOY RUIZ C.D. Speedmotos DUCATI													
1	2:14.231	41.680	47.275	45.276	105.5	2:14.231							
2	2:01.442	33.088	44.682	43.672	116.6	4:15.673							
3	2:01.110	33.056	44.510	43.544	116.9	6:16.783							
4	2:02.072	33.247	45.241	43.584	116.0	8:18.855							
5	2:03.871	33.109	45.815	44.947	114.3	10:22.726							
6	2:02.565	33.757	45.115	43.693	115.5	12:25.291							
7	2:02.382	33.403	45.281	43.698	115.7	14:27.673							
8	2:04.132	34.255	45.390	44.487	114.1	16:31.805							
9	2:04.376	34.766	45.387	44.223	113.8	18:36.181							
10	2:04.065	33.823	45.780	44.462	114.1	20:40.246							
6 Carlos CASADO RAMOS MC Bañezano HONDA													
1	2:18.048	43.285	48.189	46.574	102.6	2:18.048							
2	2:08.101	34.616	47.304	46.181	110.5	4:26.149							
3	2:08.813	34.812	47.545	46.456	109.9	6:34.962							
7 Efrén VAZQUEZ RODRIGUEZ Rafagas Mc HONDA													
1	1:58.879	35.789	41.981	41.109	119.1	1:58.879							
2	1:53.798	30.946	41.956	40.896	124.4	3:52.677							
3	1:52.873	30.498	41.671	40.704	125.4	5:45.550							
4	1:53.376	30.571	42.003	40.802	124.9	7:38.926							
5	1:53.604	30.405	42.116	41.083	124.6	9:32.530							
6	1:53.906	30.884	41.978	41.044	124.3	11:26.436							
7	1:54.186	30.922	41.912	41.352	124.0	13:20.622							
8	1:54.747	31.267	42.294	41.186	123.4	15:15.369							
9	1:53.990	30.696	42.159	41.135	124.2	17:09.359							
10	1:56.002	31.285	42.559	42.158	122.1	19:05.361							
11 Pedro MUGICA PORTILLA MC Bañezano SUZUKI													
1	2:30.785	49.007	51.995	49.783	93.9	2:30.785							
2	2:19.476	38.538	51.584	49.354	101.5	4:50.261							
3	2:18.942	38.410	51.661	48.871	101.9	7:09.203							
12 Oscar Mario LOPEZ MATO A.M.L. KAWASAKI													
1	2:20.236	45.628	48.388	46.220	101.0	2:20.236							
2	2:07.334	33.963	47.449	45.922	111.2	4:27.570							
3	2:10.622	34.499	49.893	46.230	108.4	6:38.192							
4	2:06.645	34.166	47.000	45.479	111.8	8:44.837							
5	2:06.363	33.825	46.423	46.115	112.0	10:51.200							
6	2:05.651	34.563	45.999	45.089	112.7	12:56.851							
7	2:07.980	34.344	47.091	46.545	110.6	15:04.831							
8	2:07.530	34.777	45.584	47.169	111.0	17:12.361							
9	2:07.488	34.278	47.109	46.101	111.1	19:19.849							
13 Fco. Javier MARTINEZ MARTIN GG TEAM YAMAHA													
1	2:24.321	46.221	49.613	48.487	98.1	2:24.321							
2	2:14.438	36.387	49.215	48.836	105.3	4:38.759							
3	2:13.180	36.124	48.162	48.894	106.3	6:51.939							
4	2:14.293	36.643	49.136	48.514	105.4	9:06.232							
5	2:15.213	36.882	49.119	49.212	104.7	11:21.445							
6	2:15.861	37.325	49.115	49.421	104.2	13:37.306							
7	2:16.466	37.129	49.820	49.517	103.8	15:53.772							
8	2:17.558	37.437	49.696	50.425	102.9	18:11.330							
9	2:17.104	37.740	49.650	49.714	103.3	20:28.434							
15 Angel TURIEL ALVAREZ MC Bañezano SIN MARCA													
1	2:28.923	47.920	50.638	50.365	95.1	2:28.923							
2	2:19.169	37.525	50.673	50.971	101.7	4:48.092							
3	2:19.265	37.667	50.625	50.973	101.7	7:07.357							
4	2:19.552	37.778	50.937	50.837	101.5	9:26.909							
5	2:20.070	38.044	50.810	51.216	101.1	11:46.979							





CLASICAS CTO. CIV VELOCIDAD NAVARRA CARRERA

Vuelta a vuelta

— Vuelta invalidada ■ Mejor Personal ■ Mejor de la sesión B Cruzando por el pit lane

Vlt.	Tiempo	Sector 1	Sector 2	Sector 3	Km/h	T. Sesión	Vlt.	Tiempo	Sector 1	Sector 2	Sector 3	Km/h	T. Sesión
6	2:20.449	38.281	50.880	51.288	100.8	14:07.428	5	2:09.584	35.087	48.408	46.089	109.3	11:10.669
7	2:22.494	38.873	51.726	51.895	99.4	16:29.922	6	2:09.501	35.042	47.803	46.656	109.3	13:20.170
8	2:22.514	38.741	51.840	51.933	99.4	18:52.436	7	2:08.272	34.821	47.207	46.244	110.4	15:28.442
9	2:22.205	38.602	51.544	52.059	99.6	21:14.641	8	2:08.524	35.024	47.338	46.162	110.2	17:36.966
							9	2:08.787	34.996	47.403	46.388	109.9	19:45.753

17 Maximo LLAMEDO BLANCO						
A.E.M.A. DUCATI						
1	2:17.350	43.520	47.551	46.279	103.1	2:17.350
2	2:07.892	34.732	47.058	46.102	110.7	4:25.242
3	2:08.598	34.920	46.695	46.983	110.1	6:33.840
4	2:08.279	35.221	46.983	46.075	110.4	8:42.119
5	2:07.447	34.631	46.776	46.040	111.1	10:49.566
6	2:06.868	34.702	46.374	45.792	111.6	12:56.434
7	2:07.663	34.552	47.069	46.042	110.9	15:04.097
8	2:06.823	34.539	46.407	45.877	111.6	17:10.920
9	2:07.131	34.460	46.755	45.916	111.4	19:18.051

19 Roberto Carlos ESPINOSA SAINZ						
MC Bañezano SUZUKI						
1	2:23.927	45.208	50.086	48.633	98.4	2:23.927
2	2:12.180	36.461	48.427	47.292	107.1	4:36.107
3	2:12.029	35.924	48.107	47.998	107.2	6:48.136
4	2:11.356	35.774	47.887	47.695	107.8	8:59.492
5	2:11.995	36.343	48.036	47.616	107.3	11:11.487
6	2:12.606	36.331	47.925	48.350	106.8	13:24.093
7	2:15.217	36.341	49.097	49.779	104.7	15:39.310
8	2:15.691	37.171	49.834	48.686	104.3	17:55.001
9	2:14.617	36.658	49.011	48.948	105.2	20:09.618

21 Alfredo BONAQUE MARTIN						
CD Gassdraque SIN MARCA						
1	2:12.620	41.912	46.868	43.840	106.8	2:12.620
2	2:01.987	32.557	45.705	43.725	116.1	4:14.607
3	2:01.935	32.689	44.914	44.332	116.1	6:16.542
4	2:02.006	32.697	45.613	43.696	116.1	8:18.548
5	2:02.339	32.993	45.553	43.793	115.7	10:20.887
6	2:02.435	33.353	45.404	43.678	115.6	12:23.322
7	2:03.044	33.125	45.159	44.760	115.1	14:26.366

24 Mikel CORDERO SAN MIGUEL						
Mc. EGÜÉS-SKULL KAWASAKI						
1	2:20.160	45.874	47.831	46.455	101.0	2:20.160
2	2:07.542	33.363	47.181	46.998	111.0	4:27.702
3	2:09.244	33.939	47.360	47.945	109.6	6:36.946
4	2:09.770	35.002	48.413	46.355	109.1	8:46.716
5	2:08.753	33.759	48.027	46.967	110.0	10:55.469
6	2:07.202	34.750	46.765	45.687	111.3	13:02.671
7	2:06.521	33.292	46.068	47.161	111.9	15:09.192
8	2:08.862	34.103	47.597	47.162	109.9	17:18.054
9	2:10.337	33.746	48.170	48.421	108.6	19:28.391

26 Miguel A. GARCIA GARCIA						
Mc. EGÜÉS-SKULL HONDA						
1	2:23.786	44.872	50.294	48.620	98.5	2:23.786
2	2:13.407	36.290	49.583	47.534	106.1	4:37.193
3	2:12.036	35.943	49.030	47.063	107.2	6:49.229
4	2:11.856	35.808	48.965	47.083	107.4	9:01.085


27 Iñigo JUBINDO LUMBRERAS						
GG TEAM SUZUKI						
1	2:02.875	37.241	43.857	41.777	115.2	2:02.875
2	1:57.143	31.404	43.878	41.861	120.9	4:00.018
3	1:57.113	31.303	43.796	42.014	120.9	5:57.131
4	1:57.008	31.295	43.695	42.018	121.0	7:54.139
5	1:58.370	31.339	44.671	42.360	119.6	9:52.509
6	1:58.207	31.892	44.086	42.229	119.8	11:50.716
7	1:57.177	31.936	43.533	41.708	120.8	13:47.893
8	1:57.113	31.164	43.725	42.224	120.9	15:45.006
9	1:58.563	31.611	44.590	42.362	119.4	17:43.569
10	1:57.513	31.518	43.830	42.165	120.5	19:41.082

35 Mario PERU BERAMENDI						
Mc. EGÜÉS-SKULL YAMAHA						
1	2:00.494	36.435	42.895	41.164	117.5	2:00.494
2	1:54.249	30.731	42.329	41.189	123.9	3:54.743
3	1:54.529	30.889	42.476	41.164	123.6	5:49.272
4	1:54.525	30.735	42.646	41.144	123.6	7:43.797
5	1:55.964	31.833	42.493	41.638	122.1	9:39.761
6	1:55.161	31.082	42.549	41.530	122.9	11:34.922
7	1:55.568	31.017	42.675	41.876	122.5	13:30.490
8	1:56.043	30.994	42.790	42.259	122.0	15:26.533
9	1:55.657	31.790	42.354	41.513	122.4	17:22.190
10	1:55.235	30.921	42.735	41.579	122.9	19:17.425

40 Jose Manuel MARTIN LANZA						
A.E.M.A. DUCATI						
1	2:28.188	49.442	50.930	47.816	95.5	2:28.188
2	2:14.289	37.586	49.598	47.105	105.4	4:42.477
3	2:14.949	37.475	49.704	47.770	104.9	6:57.426
4	2:14.401	37.530	49.372	47.499	105.3	9:11.827
5	2:14.645	38.252	49.289	47.104	105.2	11:26.472
6	2:12.760	36.442	48.545	47.773	106.6	13:39.232
7	2:10.746	36.313	47.622	46.811	108.3	15:49.978
8	2:12.575	36.099	49.108	47.368	106.8	18:02.553
9	2:12.630	36.677	48.928	47.025	106.8	20:15.183

52 Carlos GONZALEZ CABEZA						
MC Astorga SIN MARCA						
1	2:18.651	44.302	47.523	46.826	102.1	2:18.651
2	2:09.619	34.512	48.048	47.059	109.2	4:28.270
3	2:08.574	35.211	47.149	46.214	110.1	6:36.844
4	2:08.039	34.881	46.975	46.183	110.6	8:44.883
5	2:09.822	35.347	47.637	46.838	109.1	10:54.705
6	2:09.738	35.267	47.755	46.716	109.1	13:04.443
7	2:09.999	34.990	47.478	47.531	108.9	15:14.442
8	2:09.112	35.206	47.071	46.835	109.7	17:23.554
9	2:11.280	35.319	49.040	46.921	107.9	19:34.834





CLASICAS CTO. CIV VELOCIDAD NAVARRA CARRERA

Vuelta a vuelta

— Vuelta invalidada ■ Mejor Personal ■ Mejor de la sesión ■ Cruzando por el pit lane

Vlt.	Tiempo	Sector 1	Sector 2	Sector 3	Km/h	T. Sesión	Vlt.	Tiempo	Sector 1	Sector 2	Sector 3	Km/h	T. Sesión
69 Sotero RODRIGUEZ MUÑIZ MC Burgos Sport SIN MARCA							5	1:59.910	32.327	43.837	43.746	118.1	10:07.402
1	2:32.990	49.765	52.537	50.688	92.5	2:32.990	6	1:58.944	32.186	43.576	43.182	119.0	12:06.346
2	2:23.651	39.850	52.933	50.868	98.6	4:56.641	7	1:59.313	32.539	43.652	43.122	118.7	14:05.659
3	2:24.084	39.682	52.366	52.036	98.3	7:20.725	8	2:00.440	32.095	43.624	44.721	117.6	16:06.099
4	2:25.893	40.539	53.285	52.069	97.0	9:46.618	9	1:59.266	32.533	43.404	43.329	118.7	18:05.365
5	2:26.276	40.785	53.446	52.045	96.8	12:12.894	10	2:00.139	32.646	43.890	43.603	117.9	20:05.504
6	2:26.386	41.386	52.949	52.051	96.7	14:39.280							
7	2:26.675	41.693	53.167	51.815	96.5	17:05.955							
8	2:25.892	40.414	53.068	52.410	97.0	19:31.847							
71 Jose Manuel COTO CARBAJO MC Vallisoletano DUCATI													
1	2:11.516	41.352	46.085	44.079	107.7	2:11.516							
2	2:01.986	33.051	45.296	43.639	116.1	4:13.502							
3	2:02.153	32.773	45.568	43.812	115.9	6:15.655							
4	2:02.479	33.245	45.608	43.626	115.6	8:18.134							
5	2:02.250	33.056	45.638	43.556	115.8	10:20.384							
6	2:02.546	33.672	45.072	43.802	115.5	12:22.930							
7	2:01.761	33.251	44.940	43.570	116.3	14:24.691							
8	2:02.739	33.654	44.947	44.138	115.4	16:27.430							
9	2:04.067	33.560	45.620	44.887	114.1	18:31.497							
10	2:06.810	34.239	46.836	45.735	111.7	20:38.307							
79 Juan De Dios MARISCAL GUERRER C.D. Dorsal 23 YAMAHA													
1	2:08.038	40.000	44.916	43.122	110.6	2:08.038							
2	2:00.270	31.983	44.556	43.731	117.7	4:08.308							
3	2:01.128	32.453	44.802	43.873	116.9	6:09.436							
4	2:07.346	33.894	47.057	46.395	111.2	8:16.782							
5	2:06.234	33.904	46.739	45.591	112.2	10:23.016							
6	2:06.927	33.966	46.951	46.010	111.6	12:29.943							
7	2:06.988	34.202	46.460	46.326	111.5	14:36.931							
8	2:08.442	34.486	46.752	47.204	110.2	16:45.373							
9	2:09.442	34.891	47.473	47.078	109.4	18:54.815							
10	2:11.151	35.030	48.478	47.643	108.0	21:05.966							
89 Mikel Gotzon CORTES GORROCHAT GG TEAM SUZUKI													
1	2:10.913	40.659	46.166	44.088	108.2	2:10.913							
2	2:01.980	33.287	44.843	43.850	116.1	4:12.893							
3	2:01.369	32.779	45.080	43.510	116.7	6:14.262							
4	2:02.708	32.715	45.594	44.399	115.4	8:16.970							
5	2:01.633	32.832	45.403	43.398	116.4	10:18.603							
6	2:01.088	33.455	44.601	43.032	116.9	12:19.691							
7	2:00.351	33.243	44.171	42.937	117.6	14:20.042							
8	2:01.237	32.500	45.072	43.665	116.8	16:21.279							
9	2:01.076	33.009	44.816	43.251	116.9	18:22.355							
10	2:01.332	32.799	44.687	43.846	116.7	20:23.687							
99 Antonio HERNANDEZ FERNANDEZ MC Tryfon SIN MARCA													
1	2:06.848	39.053	44.141	43.654	111.6	2:06.848							
2	2:00.042	32.094	44.107	43.841	117.9	4:06.890							
3	2:00.431	32.065	44.760	43.606	117.6	6:07.321							
4	2:00.171	32.012	44.621	43.538	117.8	8:07.492							
112 Juan Valentin CARRASCOSA ROZA Mc. Villaviciosa SIN MARCA							5	1:59.910	32.327	43.837	43.746	118.1	10:07.402
1	2:39.925	52.385	54.248	53.292	88.5	2:39.925	6	1:58.944	32.186	43.576	43.182	119.0	12:06.346
2	2:29.164	41.210	54.615	53.339	94.9	5:09.089	7	1:59.313	32.539	43.652	43.122	118.7	14:05.659
3	2:31.142	41.922	56.075	53.145	93.7	7:40.231	8	2:00.440	32.095	43.624	44.721	117.6	16:06.099
4	2:32.630	43.491	56.399	52.740	92.8	10:12.861	9	1:59.266	32.533	43.404	43.329	118.7	18:05.365
5	2:32.853	42.726	56.106	54.021	92.6	12:45.714	10	2:00.139	32.646	43.890	43.603	117.9	20:05.504
6	2:32.083	42.753	56.217	53.113	93.1	15:17.797							
7	2:32.455	42.883	55.998	53.574	92.9	17:50.252							
8	2:36.259	42.602	54.996	58.661	90.6	20:26.511							
135 Aitor OLALLA VILLAESCUSA IRTEERA - FLY ACTIONS HONDA							5	1:59.910	32.327	43.837	43.746	118.1	10:07.402
1	2:08.836	40.212	45.189	43.435	109.9	2:08.836	6	1:58.944	32.186	43.576	43.182	119.0	12:06.346
2	2:00.154	32.107	43.962	44.085	117.8	4:08.990	7	1:59.313	32.539	43.652	43.122	118.7	14:05.659
3	2:00.897	32.376	44.719	43.802	117.1	6:09.887	8	2:00.440	32.095	43.624	44.721	117.6	16:06.099
4	2:00.650	32.988	43.953	43.709	117.4	8:10.537	9	1:59.266	32.533	43.404	43.329	118.7	18:05.365
5	2:00.000	32.147	43.803	44.050	118.0	10:10.537	10	2:00.139	32.646	43.890	43.603	117.9	20:05.504
6	2:01.114	32.342	44.815	43.957	116.9	12:11.651							
7	1:59.945	32.329	43.757	43.859	118.0	14:11.596							
8	2:00.683	32.387	44.695	43.601	117.3	16:12.279							
9	2:01.196	32.617	44.476	44.103	116.8	18:13.475							
10	2:02.455	33.718	44.548	44.189	115.6	20:15.930							
634 Rafa URANGA GRANADOS Urnobitza Kirol Kluba YAMAHA							5	1:59.910	32.327	43.837	43.746	118.1	10:07.402
1	2:11.885	42.169	45.914	43.802	107.4	2:11.885	6	1:58.944	32.186	43.576	43.182	119.0	12:06.346
2	2:01.945	32.830	45.733	43.382	116.1	4:13.830	7	1:59.313	32.539	43.652	43.122	118.7	14:05.659
3	2:00.880	32.532	45.088	43.260	117.1	6:14.710	8	2:00.440	32.095	43.624	44.721	117.6	16:06.099
4	2:00.951	32.446	45.182	43.323	117.1	8:15.661	9	1:59.266	32.533	43.404	43.329	118.7	18:05.365
5	2:00.735	32.384	45.063	43.288	117.3	10:16.396	10	2:00.139	32.646	43.890	43.603	117.9	20:05.504
6	2:01.267	33.418	44.513	43.336	116.8	12:17.663							
7	2:01.045	33.054	44.519	43.472	117.0	14:18.708							
8	2:00.454	32.726	44.756	42.972	117.5	16:19.162							
9	2:00.598	32.816	44.587	43.195	117.4	18:19.760							
10	2:01.503	32.817	44.620	44.066	116.5	20:21.263							

