

CIRCUITO DE NAVARRA 3.933 m.


OPEN EASYRACE CTO. CIV VELOCIDAD NAVARRA CARRERA

Vuelta a vuelta

— Vuelta invalidada ■ Mejor Personal ■ Mejor de la sesión B Cruzando por el pit lane

Vlt.	Tiempo	Sector 1	Sector 2	Sector 3	Km/h	T. Sesión	Vlt.	Tiempo	Sector 1	Sector 2	Sector 3	Km/h	T. Sesión
4 Carlos A. RAMOS CALVO							15 Balbino RUIZ PAÑOS						
1	2:08.198	43.138	43.716	41.344	110.4	2:08.198	1	1:54.635	35.139	40.831	38.665	123.5	1:54.635
2	1:55.849	31.318	43.802	40.729	122.2	4:04.047	2	1:48.250	29.308	40.460	38.482	130.8	3:42.885
3	1:55.165	30.763	43.243	41.159	122.9	5:59.212	3	1:48.705	29.383	40.551	38.771	130.2	5:31.590
4	1:55.711	31.227	43.041	41.443	122.4	7:54.923	4	1:49.222	29.135	41.354	38.733	129.6	7:20.812
5	1:55.508	31.036	42.986	41.486	122.6	9:50.431	5	1:48.797	29.407	40.732	38.658	130.1	9:09.609
6	1:55.032	31.151	42.891	40.990	123.1	11:45.463	6	1:47.933	28.877	40.415	38.641	131.2	10:57.542
7	1:56.137	31.050	43.766	41.321	121.9	13:41.600	7	1:48.061	29.006	40.430	38.625	131.0	12:45.603
8	1:57.163	32.015	43.468	41.680	120.8	15:38.763	8	1:48.345	29.099	40.395	38.851	130.7	14:33.948
9	1:56.385	31.241	43.973	41.171	121.7	17:35.148	9	1:47.409	28.918	39.999	38.492	131.8	16:21.357
10	1:56.734	31.580	43.364	41.790	121.3	19:31.882	10	1:47.670	28.825	40.390	38.455	131.5	18:09.027
11	1:55.480	31.040	43.083	41.357	122.6	21:27.362	11	1:47.622	28.966	39.980	38.676	131.6	19:56.649
5 Francisco Reynaldo GARCIA ZARATI							18 Alex CARRASCOSA GOUDON						
1	2:07.701	42.538	43.205	41.958	110.9	2:07.701	1	2:09.971	43.422	44.976	41.573	108.9	2:09.971
2	1:56.379	31.301	43.493	41.585	121.7	4:04.080	2	1:55.863	31.178	43.137	41.548	122.2	4:05.834
3	1:56.307	31.349	43.551	41.407	121.7	6:00.387	3	1:54.839	31.025	43.117	40.697	123.3	6:00.673
4	1:56.205	31.594	43.053	41.558	121.8	7:56.592	19 Alvaro GONZALEZ PEREZ						
5	1:54.600	30.835	42.520	41.245	123.5	9:51.192	1	2:08.959	43.319	44.437	41.203	109.8	2:08.959
6	1:54.744	30.706	43.095	40.943	123.4	11:45.936	2	1:53.825	31.280	42.475	40.070	124.4	4:02.784
7	1:56.703	32.239	42.785	41.679	121.3	13:42.639	3	1:51.182	29.965	41.484	39.733	127.3	5:53.966
8	1:53.964	30.747	42.390	40.827	124.2	15:36.603	4	1:51.749	30.086	41.037	40.626	126.7	7:45.715
9	1:54.469	30.932	42.738	40.799	123.7	17:31.072	5	1:51.756	30.600	41.751	39.405	126.7	9:37.471
10	1:55.041	30.692	43.032	41.317	123.1	19:26.113	6	1:50.949	30.185	40.877	39.887	127.6	11:28.420
11	1:54.647	30.785	42.586	41.276	123.5	21:20.760	7	1:50.256	29.432	41.202	39.622	128.4	13:18.676
7 Alberto URKIJIO LLANO							21 Pedro Antonio BLANCO MARTIN						
1	1:55.829	36.013	40.580	39.236	122.2	1:55.829	1	2:05.624	41.035	43.403	41.186	112.7	2:05.624
2	1:48.462	28.678	40.367	39.417	130.5	3:44.291	2	1:55.524	30.779	43.247	41.498	122.6	4:01.148
3	1:48.242	28.524	40.273	39.445	130.8	5:32.533	3	1:55.028	30.508	42.958	41.562	123.1	5:56.176
4	1:47.751	28.435	40.122	39.194	131.4	7:20.284	4	1:56.247	31.254	43.421	41.572	121.8	7:52.423
5	1:47.336	28.685	39.760	38.891	131.9	9:07.620	5	1:55.170	30.978	43.097	41.095	122.9	9:47.593
6	1:47.076	28.457	39.469	39.150	132.2	10:54.696	6	1:55.172	30.878	42.798	41.496	122.9	11:42.765
7	1:46.994	28.588	39.619	38.787	132.3	12:41.690	7	1:55.395	31.408	42.516	41.471	122.7	13:38.160
8	1:47.655	28.761	39.921	38.973	131.5	14:29.345	8	1:55.144	31.139	42.928	41.077	123.0	15:33.304
9	1:47.113	28.559	39.578	38.976	132.2	16:16.458	9	1:55.488	30.924	43.075	41.489	122.6	17:28.792
10	1:47.115	28.604	39.600	38.911	132.2	18:03.573	10	1:56.139	31.637	43.239	41.263	121.9	19:24.931
11	1:48.404	28.764	40.138	39.502	130.6	19:51.977	11	1:55.007	31.158	42.494	41.355	123.1	21:19.938
14 Raul ORCHE MURILLO							22 Angel VEIGA LOPEZ						
1	2:09.254	43.497	43.933	41.824	109.5	2:09.254	1	1:55.888	36.565	40.707	38.616	122.2	1:55.888
2	1:56.643	31.701	43.135	41.807	121.4	4:05.897	2	1:48.543	29.294	40.323	38.926	130.4	3:44.431
3	1:56.973	31.956	42.842	42.175	121.0	6:02.870	3	1:48.702	29.603	40.417	38.682	130.3	5:33.133
4	1:55.284	31.408	42.409	41.467	122.8	7:58.154	4	1:48.279	29.354	40.170	38.755	130.8	7:21.412
5	1:54.783	31.367	42.461	40.955	123.4	9:52.937	5	1:48.694	29.139	41.188	38.367	130.3	9:10.106
6	1:55.835	31.413	43.439	40.983	122.2	11:48.772	6	1:47.718	28.557	40.693	38.468	131.4	10:57.824
7	1:53.994	31.066	42.080	40.848	124.2	13:42.766	7	1:48.153	29.199	40.250	38.704	130.9	12:45.977
8	1:54.840	31.185	42.537	41.118	123.3	15:37.606							
9	1:53.774	30.837	42.483	40.454	124.4	17:31.380							
10	1:54.644	30.683	42.474	41.487	123.5	19:26.024							
11	1:54.770	30.497	42.327	41.946	123.4	21:20.794							





OPEN EASYRACE CTO. CIV VELOCIDAD NAVARRA CARRERA

Vuelta a vuelta

— Vuelta invalidada ■ Mejor Personal ■ Mejor de la sesión B Cruzando por el pit lane

Vlt.	Tiempo	Sector 1	Sector 2	Sector 3	Km/h	T. Sesión	Vlt.	Tiempo	Sector 1	Sector 2	Sector 3	Km/h	T. Sesión
8	1:49.479	29.246	41.675	38.558	129.3	14:35.456	11	1:53.194	29.884	41.637	41.673	125.1	20:37.692
9	1:47.460	28.736	40.066	38.658	131.8	16:22.916							

24 Jose Carlos PINTO JOAQUIN

1	2:05.442	42.109	43.085	40.248	112.9	2:05.442
2	1:51.586	29.783	42.067	39.736	126.9	3:57.028
3	1:50.732	29.588	41.172	39.972	127.9	5:47.760
4	1:52.185	30.164	42.060	39.961	126.2	7:39.945
5	1:49.186	29.471	40.535	39.180	129.7	9:29.131
6	1:50.230	29.572	41.408	39.250	128.4	11:19.361
7	1:49.809	29.114	41.306	39.389	128.9	13:09.170
8	1:49.494	29.663	40.755	39.076	129.3	14:58.664
9	1:49.884	29.535	41.047	39.302	128.9	16:48.548
10	1:51.462	30.052	41.593	39.817	127.0	18:40.010
11	1:50.636	29.814	41.330	39.492	128.0	20:30.646

27 Gabriel LOMAS

1	2:10.387	44.447	44.679	41.261	108.6	2:10.387
2	1:55.919	31.115	44.063	40.741	122.1	4:06.306
3	1:56.642	32.120	43.729	40.793	121.4	6:02.948
4	1:54.923	30.882	42.910	41.131	123.2	7:57.871
5	1:53.773	30.037	42.920	40.816	124.4	9:51.644
6	1:54.177	30.825	42.984	40.368	124.0	11:45.821
7	1:54.608	30.868	43.265	40.475	123.5	13:40.429
8	1:54.391	30.579	42.955	40.857	123.8	15:34.820
9	1:54.616	30.706	43.373	40.537	123.5	17:29.436
10	1:55.862	31.534	43.293	41.035	122.2	19:25.298
11	1:56.145	30.961	43.314	41.870	121.9	21:21.443

28 Jorge SANTIESTEBAN DE LA TORRE

1	2:12.528	45.120	45.459	41.949	106.8	2:12.528
2	1:57.641	31.966	44.277	41.398	120.4	4:10.169
3	1:56.831	32.094	43.651	41.086	121.2	6:07.000
4	1:55.571	31.330	43.161	41.080	122.5	8:02.571
5	1:57.819	31.619	43.539	42.661	120.2	10:00.390
6	1:56.600	31.541	43.174	41.885	121.4	11:56.990
7	1:57.469	31.932	42.895	42.642	120.5	13:54.459
8	1:55.896	31.607	43.032	41.257	122.2	15:50.355
9	1:57.823	31.871	43.760	42.192	120.2	17:48.178
10	1:56.255	31.246	42.804	42.205	121.8	19:44.433
11	2:00.529	33.204	44.626	42.699	117.5	21:44.962

34 Luis UTRILLA REYES

1	2:01.129	38.626	41.608	40.895	116.9	2:01.129
2	1:52.218	29.962	42.128	40.128	126.2	3:53.347
3	1:51.750	29.592	41.407	40.751	126.7	5:45.097
4	1:50.718	29.349	41.221	40.148	127.9	7:35.815
5	1:51.281	29.784	41.298	40.199	127.2	9:27.096
6	1:50.656	29.386	41.084	40.186	128.0	11:17.752
7	1:51.337	29.570	41.097	40.670	127.2	13:09.089
8	1:52.203	30.218	41.239	40.746	126.2	15:01.292
9	1:50.910	29.814	40.625	40.471	127.7	16:52.202
10	1:52.296	29.165	40.942	42.189	126.1	18:44.498

35 Gonzalo FLORIN CASADO

1	2:07.332	41.502	43.819	42.011	111.2	2:07.332
2	1:54.538	30.743	42.523	41.272	123.6	4:01.870
3	1:55.608	31.426	42.766	41.416	122.5	5:57.478
4	1:55.520	31.164	42.908	41.448	122.6	7:52.998
5	1:55.170	31.310	42.633	41.227	122.9	9:48.168
6	1:54.534	30.994	42.568	40.972	123.6	11:42.702
7	1:54.003	31.083	42.007	40.913	124.2	13:36.705
8	1:53.689	30.928	42.273	40.488	124.5	15:30.394
9	1:53.034	30.337	42.191	40.506	125.3	17:23.428
10	1:53.281	30.448	41.928	40.905	125.0	19:16.709
11	1:53.082	30.690	41.847	40.545	125.2	21:09.791

40 Alexander GARCIA PONCE

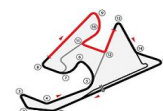
1	1:52.658	35.265	39.487	37.906	125.7	1:52.658
2	1:45.578	28.411	39.130	38.037	134.1	3:38.236
3	1:45.610	28.353	39.209	38.048	134.1	5:23.846
4	1:47.588	28.857	39.810	38.921	131.6	7:11.434
5	1:47.195	28.975	39.843	38.377	132.1	8:58.629
6	1:46.620	28.797	39.572	38.251	132.8	10:45.249
7	1:47.483	28.760	40.051	38.672	131.7	12:32.732
8	1:48.072	29.371	40.309	38.392	131.0	14:20.804
9	1:47.406	28.965	39.736	38.705	131.8	16:08.210
10	1:48.306	29.045	40.723	38.538	130.7	17:56.516
11	1:49.057	29.229	41.111	38.717	129.8	19:45.573


46 Laro ZUBILLAGA REIGADAS

1	2:02.106	40.781	42.148	39.177	116.0	2:02.106
2	1:49.334	29.296	41.007	39.031	129.5	3:51.440
3	1:47.699	28.615	40.550	38.534	131.5	5:39.139
4	1:47.292	28.425	40.241	38.626	132.0	7:26.431
5	1:47.524	28.810	40.425	38.289	131.7	9:13.955
6	1:46.462	28.297	39.862	38.303	133.0	11:00.417
7	1:47.951	28.767	40.532	38.652	131.2	12:48.368
8	1:48.783	29.849	40.118	38.816	130.2	14:37.151
9	1:46.739	28.377	39.849	38.513	132.6	16:23.890
10	1:47.189	28.488	40.214	38.487	132.1	18:11.079
11	1:47.193	28.407	39.836	38.950	132.1	19:58.272

52 Begoña PEREDA PALOMO

1	2:08.790	42.913	44.425	41.452	109.9	2:08.790
2	1:56.310	31.877	43.243	41.190	121.7	4:05.100
3	1:57.792	31.092	44.575	42.125	120.2	6:02.892
4	1:58.911	32.528	44.208	42.175	119.1	8:01.803
5	1:58.168	31.146	44.252	42.770	119.8	9:59.971
6	1:59.102	32.477	44.190	42.435	118.9	11:59.073
7	1:57.155	31.496	43.563	42.096	120.9	13:56.228
8	1:58.665	31.795	44.524	42.346	119.3	15:54.893
9	1:57.970	31.321	44.373	42.276	120.0	17:52.863
10	1:58.705	31.936	44.373	42.396	119.3	19:51.568





OPEN EASYRACE

CTO. CIV VELOCIDAD NAVARRA

CARRERA

Vuelta a vuelta

— Vuelta invalidada ■ Mejor Personal ■ Mejor de la sesión B Cruzando por el pit lane

Vlt. Tiempo Sector 1 Sector 2 Sector 3 Km/h T. Sesión Vlt. Tiempo Sector 1 Sector 2 Sector 3 Km/h T. Sesión

57 Josu NUÑEZ YURRITA						
1	2:00.742	38.186	41.760	40.796	117.3	2:00.742
2	1:52.007	29.821	41.579	40.607	126.4	3:52.749
3	1:51.620	29.784	41.508	40.328	126.8	5:44.369
4	1:51.123	29.706	41.230	40.187	127.4	7:35.492
5	1:51.067	29.598	41.417	40.052	127.5	9:26.559
6	1:50.863	29.578	41.210	40.075	127.7	11:17.422
7	1:51.945	29.569	41.401	40.975	126.5	13:09.367
8	1:51.392	30.192	41.076	40.124	127.1	15:00.759
9	1:49.878	29.413	40.466	39.999	128.9	16:50.637
10	1:50.288	29.240	40.883	40.165	128.4	18:40.925
11	1:50.933	29.799	41.196	39.938	127.6	20:31.858

74 Cristian SERRET CANOVAS						
1	2:09.614	44.178	43.834	41.602	109.2	2:09.614
2	1:56.192	31.192	43.985	41.015	121.9	4:05.806
3	1:54.013	30.668	42.858	40.487	124.2	5:59.819
4	1:54.542	31.041	42.900	40.601	123.6	7:54.361
5	1:54.427	30.664	43.310	40.453	123.7	9:48.788
6	1:54.588	31.703	41.806	41.079	123.6	11:43.376
7	1:54.506	31.060	42.637	40.809	123.7	13:37.882
8	1:53.065	30.911	41.713	40.441	125.2	15:30.947
9	1:52.865	30.223	42.218	40.424	125.4	17:23.812
10	1:53.822	30.968	42.150	40.704	124.4	19:17.634
11	1:51.921	30.389	41.702	39.830	126.5	21:09.555

63 Jose Maria SANGUINO SAN ROMAN						
1	2:07.733	42.242	44.348	41.143	110.8	2:07.733
2	1:55.185	31.039	42.956	41.190	122.9	4:02.918
3	1:54.732	30.829	42.743	41.160	123.4	5:57.650
4	1:55.419	31.367	42.895	41.157	122.7	7:53.069
5	1:55.473	31.714	42.620	41.139	122.6	9:48.542
6	1:55.713	31.631	42.844	41.238	122.4	11:44.255
7	1:54.813	30.778	42.810	41.225	123.3	13:39.068
8	1:54.525	31.280	42.364	40.881	123.6	15:33.593
9	1:55.434	30.957	43.204	41.273	122.7	17:29.027
10	1:55.113	31.680	42.703	40.730	123.0	19:24.140
11	1:53.535	30.749	41.823	40.963	124.7	21:17.675


77 Javier DEL RIO LOPEZ						
1	2:01.551	39.740	42.132	39.679	116.5	2:01.551
2	1:50.871	30.054	41.254	39.563	127.7	3:52.422
3	1:49.932	29.837	40.829	39.266	128.8	5:42.354
4	1:50.317	29.811	41.042	39.464	128.3	7:32.671
5	1:49.753	29.807	40.937	39.009	129.0	9:22.424
6	1:49.564	29.760	40.758	39.046	129.2	11:11.988
7	1:49.330	29.484	40.702	39.144	129.5	13:01.318
8	1:48.842	29.578	40.440	38.824	130.1	14:50.160
9	1:49.621	29.093	40.610	39.918	129.2	16:39.781
10	1:49.379	29.173	40.766	39.440	129.4	18:29.160
11	1:49.914	29.424	41.520	38.970	128.8	20:19.074


65 Jesus ALVAREZ CALLEJA						
1	2:03.575	40.507	42.920	40.148	114.6	2:03.575
2	1:52.809	30.604	41.893	40.312	125.5	3:56.384
3	1:52.114	29.926	41.760	40.428	126.3	5:48.498
4	1:52.513	30.063	41.768	40.682	125.8	7:41.011
5	1:51.173	30.099	41.339	39.735	127.4	9:32.184
6	1:50.291	29.572	40.892	39.827	128.4	11:22.475
7	1:50.026	29.445	40.901	39.680	128.7	13:12.501
8	1:50.510	29.699	40.789	40.022	128.1	15:03.011
9	1:49.675	29.384	40.609	39.682	129.1	16:52.686
10	1:50.769	29.284	41.040	40.445	127.8	18:43.455
11	1:49.513	29.426	40.475	39.612	129.3	20:32.968

85 Jorge GALVEZ PEREZ						
1	2:04.812	41.681	43.175	39.956	113.4	2:04.812
2	1:52.213	30.162	42.058	39.993	126.2	3:57.025
3	1:53.145	30.531	42.378	40.236	125.1	5:50.170
4	1:52.886	30.874	41.910	40.102	125.4	7:43.056
5	1:52.519	30.549	41.953	40.017	125.8	9:35.575
6	1:51.776	30.408	41.526	39.842	126.7	11:27.351
7	1:53.170	29.925	43.028	40.217	125.1	13:20.521
8	1:51.936	30.192	41.810	39.934	126.5	15:12.457
9	1:52.419	30.360	42.156	39.903	125.9	17:04.876
10	1:52.978	30.413	42.034	40.531	125.3	18:57.854
11	1:53.096	30.624	42.194	40.278	125.2	20:50.950

71 Julian BISABARROS SAEZ						
1	2:11.705	44.725	45.065	41.915	107.5	2:11.705
2	1:56.606	31.521	43.536	41.549	121.4	4:08.311
3	1:56.548	31.578	43.591	41.379	121.5	6:04.859
4	1:57.134	32.313	43.503	41.318	120.9	8:01.993
5	1:57.913	31.300	44.837	41.776	120.1	9:59.906
6	1:54.860	31.124	42.920	40.816	123.3	11:54.766
7	1:55.882	31.525	43.130	41.227	122.2	13:50.648
8	1:56.306	31.661	43.193	41.452	121.7	15:46.954
9	1:56.482	31.653	43.494	41.335	121.6	17:43.436
10	1:57.388	32.107	43.456	41.825	120.6	19:40.824
11	1:57.102	32.435	43.395	41.272	120.9	21:37.926

88 Benjamin VALLMANYA CUCURULL						
1	2:03.657	40.520	43.118	40.019	114.5	2:03.657
2	1:51.866	30.416	41.553	39.897	126.6	3:55.523
3	1:51.880	30.258	41.585	40.037	126.6	5:47.403
4	1:52.656	30.351	41.887	40.418	125.7	7:40.059
5	1:53.513	30.950	42.474	40.089	124.7	9:33.572
6	1:51.894	30.186	41.704	40.004	126.5	11:25.466
7	1:53.649	30.571	42.386	40.692	124.6	13:19.115
8	1:52.742	30.626	41.966	40.150	125.6	15:11.857
9	1:52.757	30.719	41.884	40.154	125.6	17:04.614
10	1:52.695	30.432	41.836	40.427	125.6	18:57.309
11	1:53.467	30.882	42.224	40.361	124.8	20:50.776





OPEN EASYRACE

CTO. CIV VELOCIDAD NAVARRA

CARRERA

Vuelta a vuelta

— Vuelta invalidada ■ Mejor Personal ■ Mejor de la sesión B Cruzando por el pit lane

Vlt.	Tiempo	Sector 1	Sector 2	Sector 3	Km/h	T. Sesión	Vlt.	Tiempo	Sector 1	Sector 2	Sector 3	Km/h	T. Sesión
91 Jorge MONCALVILLO													
1	1:57.619	37.282	41.189	39.148	120.4	1:57.619							
2	1:49.149	29.373	40.665	39.111	129.7	3:46.768							
3	1:48.549	29.203	40.173	39.173	130.4	5:35.317							
4	1:47.744	28.841	40.472	38.431	131.4	7:23.061							
5	1:48.763	29.014	40.857	38.892	130.2	9:11.824							
6	1:48.313	28.880	40.529	38.904	130.7	11:00.137							
7	1:47.668	28.836	40.312	38.520	131.5	12:47.805							
8	1:47.354	28.689	40.114	38.551	131.9	14:35.159							
9	1:47.033	28.391	39.921	38.721	132.3	16:22.192							
10	1:47.487	28.688	40.053	38.746	131.7	18:09.679							
11	1:48.673	28.637	40.578	39.458	130.3	19:58.352							
94 Alejandro MAZA ORUÑA													
1	2:10.881	43.964	44.909	42.008	108.2	2:10.881							
2	1:55.534	30.816	42.828	41.890	122.6	4:06.415							
3	1:56.848	32.203	42.556	42.089	121.2	6:03.263							
4	1:56.508	32.262	43.097	41.149	121.5	7:59.771							
5	1:53.366	30.230	42.292	40.844	124.9	9:53.137							
6	1:53.760	30.549	42.040	41.171	124.5	11:46.897							
7	1:54.666	30.799	42.816	41.051	123.5	13:41.563							
8	1:53.775	30.703	42.031	41.041	124.4	15:35.338							
9	1:53.857	30.389	42.632	40.836	124.4	17:29.195							
10	1:53.296	30.835	41.582	40.879	125.0	19:22.491							
11	1:51.620	29.959	41.400	40.261	126.8	21:14.111							
97 Juan Pablo HERNANDEZ													
1	1:57.829	37.822	40.946	39.061	120.2	1:57.829							
2	1:49.538	29.335	40.782	39.421	129.3	3:47.367							
3	1:49.882	28.797	40.762	40.323	128.9	5:37.249							
4	1:49.219	29.090	40.843	39.286	129.6	7:26.468							
5	1:49.524	29.104	41.107	39.313	129.3	9:15.992							
6	1:50.002	28.747	41.234	40.021	128.7	11:05.994							
7	1:52.567	28.812	42.214	41.541	125.8	12:58.561							
8	1:50.569	29.625	41.208	39.736	128.1	14:49.130							
9	1:49.805	29.288	40.532	39.985	128.9	16:38.935							
10	1:50.087	29.387	40.727	39.973	128.6	18:29.022							
11	1:50.819	29.245	42.010	39.564	127.8	20:19.841							
99 Aitor MONTERO MARTINEZ													
1	1:52.325	34.903	39.275	38.147	126.1	1:52.325							
2	1:45.455	27.838	39.334	38.283	134.3	3:37.780							
3	1:45.701	27.918	39.377	38.406	134.0	5:23.481							
4	4:52.821	3:31.847	42.143	38.831	48.4	10:16.302							
5	1:47.427	28.817	39.752	38.858	131.8	12:03.729							
6	1:46.970	28.149	39.774	39.047	132.4	13:50.699							
7	1:47.156	28.744	40.052	38.360	132.1	15:37.855							
8	1:47.637	28.832	40.362	38.443	131.5	17:25.492							
9	1:46.595	28.441	39.789	38.365	132.8	19:12.087							
10	1:47.741	28.272	40.147	39.322	131.4	20:59.828							
104 Ander ELGUEZABAL LARRABEITI													
1	1:56.811	35.686	42.026	39.099	121.2	1:56.811							
2	1:49.705	29.315	40.988	39.402	129.1	3:46.516							
3	1:50.135	28.414	41.460	40.271	128.6	5:36.651							
4	1:49.342	28.735	41.280	39.327	129.5	7:25.993							
5	1:49.504	28.700	41.551	39.253	129.3	9:15.497							
6	1:49.252	28.886	41.343	39.023	129.6	11:04.749							
7	1:49.592	28.950	41.204	39.438	129.2	12:54.341							
8	1:50.467	29.326	41.360	39.781	128.2	14:44.808							
9	1:49.027	29.049	40.787	39.191	129.9	16:33.835							
10	1:49.597	28.987	41.301	39.309	129.2	18:23.432							
11	1:49.856	29.198	40.946	39.712	128.9	20:13.288							
106 Juan Manuel SERRANO MOLINA													
1	2:13.071	45.601	45.596	41.874	106.4	2:13.071							
2	1:58.172	31.914	44.188	42.070	119.8	4:11.243							
3	1:58.412	32.235	44.236	41.941	119.6	6:09.655							
4	2:00.083	33.394	44.935	41.754	117.9	8:09.738							
5	1:57.574	31.962	44.114	41.498	120.4	10:07.312							
6	1:58.003	31.856	43.631	42.516	120.0	12:05.315							
7	1:57.047	32.059	43.774	41.214	121.0	14:02.362							
8	1:57.050	31.570	43.695	41.785	121.0	15:59.412							
9	1:57.507	32.074	43.965	41.468	120.5	17:56.919							
10	1:59.234	32.286	44.229	42.719	118.7	19:56.153							
188 Uxua Carmen ORCOYEN ALONSO													
1	2:12.249	44.938	45.358	41.953	107.1	2:12.249							
2	1:57.817	32.061	44.126	41.630	120.2	4:10.066							
3	1:58.803	31.965	44.483	42.355	119.2	6:08.869							
4	2:00.755	33.887	44.808	42.060	117.3	8:09.624							
5	1:59.236	33.139	44.050	42.047	118.7	10:08.860							
6	1:57.891	32.029	44.351	41.511	120.1	12:06.751							
7	1:58.669	32.278	44.529	41.862	119.3	14:05.420							
8	1:58.086	32.394	44.230	41.462	119.9	16:03.506							
9	1:57.618	32.157	43.575	41.886	120.4	18:01.124							
10	1:58.773	32.960	43.852	41.961	119.2	19:59.897							
193 Juan Eladio OLIVA MIÑANO													
1	5:57.124	B	51.634	1:02.290	4:03.200	39.6	5:57.124						
2	2:05.662	42.747	42.829	40.086	112.7	8:02.786							
3	1:52.549	30.952	42.224	39.373	125.8	9:55.335							
4	1:50.622	29.150	41.534	39.938	128.0	11:45.957							
5	1:52.190	30.278	41.027	40.885	126.2	13:38.147							
6	1:50.581	29.981	41.033	39.567	128.0	15:28.728							
7	1:50.955	29.598	41.451	39.906	127.6	17:19.683							
8	1:49.681	29.363	41.120	39.198	129.1	19:09.364							

