

TALENT CIV

CTO. CIV VELOCIDAD NAVARRA


ENT. CRONO 2

Vuelta a vuelta

— Vuelta invalidada ■ Mejor Personal ■ Mejor de la sesión ■ B Cruzando por el pit lane

Vlt.	Tiempo	Sector 1	Sector 2	Sector 3	Km/h	T. Sesión	Vlt.	Tiempo	Sector 1	Sector 2	Sector 3	Km/h	T. Sesión
7	Dvid JIMENEZ GARCIA						12	2:05.004	35.139	44.737	45.128	113.3	26:22.610
1	2:43.935	1:15.162	44.578	44.195	86.4	2:43.935							
2	2:00.109	32.746	44.081	43.282	117.9	4:44.044							
3	1:59.528	32.717	43.823	42.988	118.5	6:43.572							
4	1:59.135	32.780	43.243	43.112	118.8	8:42.707							
5	2:08.855	32.656	43.230	52.969	109.9	10:51.562							
6	3:56.387 B	32.656	51.082	2:32.649	59.9	14:47.949							
7	2:11.088	41.612	45.550	43.926	108.0	16:59.037							
8	2:01.948	33.280	45.577	43.091	116.1	19:00.985							
9	1:58.629	32.847	43.147	42.635	119.4	20:59.614							
10	1:58.321	32.406	43.006	42.909	119.7	22:57.935							
11	1:58.355	32.458	43.045	42.852	119.6	24:56.290							
12	1:58.592	32.533	43.282	42.777	119.4	26:54.882							
11	Kylian SARRIAS LOPEZ						17	Iaroslav KARPUSHIN					
CIV MotorSport						Mc. Pakosta 37							
1	3:35.783	1:58.733	49.503	47.547	65.6	3:35.783							
2	2:13.768	37.003	48.590	48.175	105.8	5:49.551							
3	2:11.912	36.453	47.659	47.800	107.3	8:01.463							
4	2:11.042	36.420	46.899	47.723	108.0	10:12.505							
5	2:13.622	36.808	47.339	49.475	106.0	12:26.127							
6	2:12.373	36.918	47.503	47.952	107.0	14:38.500							
7	2:11.077	36.518	47.236	47.323	108.0	16:49.577							
8	2:11.725	36.515	47.192	48.018	107.5	19:01.302							
9	2:11.796	36.583	47.141	48.072	107.4	21:13.098							
10	2:11.036	36.468	46.875	47.693	108.1	23:24.134							
11	2:11.156	36.642	46.799	47.715	108.0	25:35.290							
12	Ignacio ALVAREZ RIERA						19	Lorenzo MOHEDANO HERNANDEZ					
Mc. C.R. Racing						IMR							
1	2:51.926	1:08.568	50.466	52.892	82.4	2:51.926							
2	2:23.240	41.206	50.941	51.093	98.8	5:15.166							
3	2:20.178	39.411	49.816	50.951	101.0	7:35.344							
4	2:20.921	39.456	49.324	52.141	100.5	9:56.265							
5	2:26.227	43.192	50.177	52.858	96.8	12:22.492							
6	2:24.549	40.860	50.998	52.691	98.0	14:47.041							
7	2:20.547	40.478	49.084	50.985	100.7	17:07.588							
8	2:19.712	39.286	49.191	51.235	101.3	19:27.300							
9	2:19.547	39.059	48.575	51.913	101.5	21:46.847							
10	2:30.312	45.795	52.238	52.279	94.2	24:17.159							
11	2:25.051	42.871	49.952	52.228	97.6	26:42.210							
15	Alex LLINARES INGLADA						20	Lucas MOHEDANO HERNANDEZ					
Circuito del Motor						IMR							
1	3:17.997	1:45.626	46.486	45.885	71.5	3:17.997							
2	2:05.833	35.297	45.391	45.145	112.5	5:23.830							
3	2:08.150	35.301	47.287	45.562	110.5	7:31.980							
4	2:06.609	35.341	45.857	45.411	111.8	9:38.589							
5	2:05.665	35.365	44.805	45.495	112.7	11:44.254							
6	2:05.489	35.527	44.775	45.187	112.8	13:49.743							
7	2:06.400	35.227	45.261	45.912	112.0	15:56.143							
8	2:05.507	35.320	44.758	45.429	112.8	18:01.650							
9	2:05.305	35.157	44.637	45.511	113.0	20:06.955							
10	2:04.852	35.159	44.560	45.133	113.4	22:11.807							
11	2:05.799	35.228	45.065	45.506	112.6	24:17.606							
35	Miguel BERNAL ARNAL						20	Lucas MOHEDANO HERNANDEZ					
A.D. Bernal Racing Team						IMR							
1	2:35.033	1:05.851	45.483	43.699	91.3	2:35.033							
2	1:57.824	32.098	42.810	42.916	120.2	4:32.857							
3	1:57.462	31.826	43.076	42.560	120.5	6:30.319							
4	11:01.920 B	31.993	42.214	9:47.713	21.4	17:32.239							
5	2:15.709	45.949	45.131	44.629	104.3	19:47.948							
6	1:57.644	32.431	42.628	42.585	120.4	21:45.592							
7	1:57.002	31.967	42.270	42.765	121.0	23:42.594							
8	1:56.514	31.931	41.912	42.671	121.5	25:39.108							





TALENT CIV

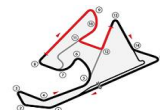
CTO. CIV VELOCIDAD NAVARRA

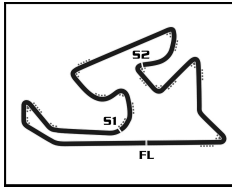
ENT. CRONO 2

Vuelta a vuelta

— Vuelta invalidada ■ Mejor Personal ■ Mejor de la sesión ■ Cruzando por el pit lane

Vlt.	Tiempo	Sector 1	Sector 2	Sector 3	Km/h	T. Sesión	Vlt.	Tiempo	Sector 1	Sector 2	Sector 3	Km/h	T. Sesión
42 Rosa JIMENEZ VARGAS							1	3:34.579	1:56.688	49.457	48.434	66.0	3:34.579
1	2:40.329	1:05.092	47.220	48.017	88.3	2:40.329	2	2:14.785	37.998	48.484	48.303	105.0	5:49.364
2	2:11.986	37.384	46.716	47.886	107.3	4:52.315	3	2:17.315	38.050	48.899	50.366	103.1	8:06.679
3	2:12.862	37.540	47.256	48.066	106.6	7:05.177	4	2:21.024	39.263	50.058	51.703	100.4	10:27.703
4	2:12.445	37.721	46.987	47.737	106.9	9:17.622	78 Joshua W. STUART						
5	2:12.954	37.695	47.124	48.135	106.5	11:30.576	1	3:38.093	1:58.412	51.830	47.851	64.9	3:38.093
6	2:14.270	38.935	47.321	48.014	105.5	13:44.846	2	3:11.271 B	37.112	49.789	1:44.370	74.0	6:49.364
7	2:13.161	37.911	47.167	48.083	106.3	15:58.007	3	2:23.102	46.345	48.346	48.411	98.9	9:12.466
8	2:12.413	37.585	47.031	47.797	106.9	18:10.420	4	10:13.168 B	40.342	52.053	8:40.773	23.1	19:25.634
9	2:13.154	37.967	47.030	48.157	106.3	20:23.574	5	2:19.480	44.453	46.350	48.677	101.5	21:45.114
10	2:12.354	37.539	46.862	47.953	107.0	22:35.928	93 Alvaro GONZALEZ JIMENEZ						
11	2:15.366	38.832	48.160	48.374	104.6	24:51.294	CIV MotorSport						IMR
12	2:14.565	38.187	47.581	48.797	105.2	27:05.859	1	4:57.330	3:25.328	46.056	45.946	47.6	4:57.330
44 Leonardo CASADEI							2	2:09.712	37.160	46.634	45.918	109.2	7:07.042
CDE MRE Talent						BEON	3	2:05.669	35.582	44.450	45.637	112.7	9:12.711
1	3:25.457	1:54.437	46.227	44.793	68.9	3:25.457	4	2:06.428	36.093	44.521	45.814	112.0	11:19.139
2	2:01.840	33.806	44.152	43.882	116.2	5:27.297	5	2:09.487	35.789	46.706	46.992	109.3	13:28.626
3	2:02.021	33.949	43.745	44.327	116.0	7:29.318	6	2:05.167	35.232	44.408	45.527	113.1	15:33.793
4	2:03.685	35.391	44.451	43.843	114.5	9:33.003	7	3:48.696 B	35.875	45.603	2:27.218	61.9	19:22.489
5	2:04.421	33.875	46.113	44.433	113.8	11:37.424	8	2:14.337	43.547	44.761	46.029	105.4	21:36.826
6	2:00.337	33.562	43.308	43.467	117.7	13:37.761	9	2:05.890	35.203	45.099	45.588	112.5	23:42.716
7	2:00.158	33.437	43.101	43.620	117.8	15:37.919	10	2:04.999	34.913	44.573	45.513	113.3	25:47.715
8	2:00.090	33.370	43.224	43.496	117.9	17:38.009	94 David TORRECILLAS URBAN						
9	2:00.313	33.520	43.201	43.592	117.7	19:38.322	1	3:21.937	1:54.674	43.803	43.460	70.1	3:21.937
10	2:01.157	33.483	43.664	44.010	116.9	21:39.479	2	1:58.370	32.573	42.669	43.128	119.6	5:20.307
11	2:00.837	33.644	43.575	43.618	117.2	23:40.316	3	1:59.450	32.868	43.146	43.436	118.5	7:19.757
12	2:02.709	33.571	45.653	43.485	115.4	25:43.025	4	2:51.403 B	32.780	44.177	1:34.446	82.6	10:11.160
47 Sergio VERDUGO POVEDA							5	2:04.256	37.923	43.065	43.268	113.9	12:15.416
CD Federado Server Racing						CORSE	6	1:58.241	32.718	42.652	42.871	119.7	14:13.657
1	2:49.367	1:08.532	50.319	50.516	83.6	2:49.367	7	1:59.459	32.621	43.543	43.295	118.5	16:13.116
2	2:19.375	38.555	49.873	50.947	101.6	5:08.742	8	4:00.199 B	32.790	42.859	2:44.550	58.9	20:13.315
3	2:18.761	38.655	49.799	50.307	102.0	7:27.503	9	2:03.863	37.620	43.185	43.058	114.3	22:17.178
4	2:20.015	39.293	50.435	50.287	101.1	9:47.518	10	1:58.512	32.515	42.899	43.098	119.5	24:15.690
5	2:19.210	38.558	50.363	50.289	101.7	12:06.728	11	1:58.441	32.501	43.023	42.917	119.5	26:14.131
6	2:20.063	39.271	50.092	50.700	101.1	14:26.791	111 Oliver CANTOS LLORCA						
7	2:21.093	39.586	50.563	50.944	100.4	16:47.884	1	3:17.255	1:44.736	46.732	45.787	71.8	3:17.255
55 Michael L. SANCHEZ							2	2:05.802	35.281	45.343	45.178	112.5	5:23.057
1	3:21.885	1:45.169	50.857	45.859	70.1	3:21.885	3	2:04.992	35.046	44.782	45.164	113.3	7:28.049
2	2:06.714	38.302	44.219	44.193	111.7	5:28.599	4	2:07.796	38.125	44.506	45.165	110.8	9:35.845
3	2:02.374	34.064	43.973	44.337	115.7	7:30.973	5	2:04.262	34.616	44.476	45.170	113.9	11:40.107
4	2:02.071	34.006	43.540	44.525	116.0	9:33.044	6	2:04.281	34.821	44.495	44.965	113.9	13:44.388
5	2:03.099	33.983	44.454	44.662	115.0	11:36.143	7	2:04.403	34.739	44.558	45.106	113.8	15:48.791
6	2:02.621	35.099	43.581	43.941	115.5	13:38.764	8	2:04.791	34.534	44.705	45.552	113.5	17:53.582
7	2:02.064	33.833	43.968	44.263	116.0	15:40.828	9	2:04.746	34.572	44.763	45.411	113.5	19:58.328
8	2:02.715	33.896	44.429	44.390	115.4	17:43.543	10	2:04.163	34.724	44.482	44.957	114.0	22:02.491
9	3:39.929 B	34.471	44.624	2:20.834	64.4	21:23.472	11	2:03.876	34.417	44.602	44.857	114.3	24:06.367
10	2:16.891	41.743	50.397	44.751	103.4	23:40.363	12	2:04.029	34.721	44.465	44.843	114.2	26:10.396
11	2:01.869	33.945	43.973	43.951	116.2	25:42.232	124 Jhon Alexander LOPEZ CASTAÑEDA						
74 Tomas ESCOBAR GIRALDO							Mc. Plus Motos Balear						CORSE
A.D. Aragon Sport						CORSE							





TALENT CIV

CTO. CIV VELOCIDAD NAVARRA

ENT. CRONO 2

CIRCUITO DE NAVARRA 3.933 m.

Vuelta a vuelta

— Vuelta invalidada ■ Mejor Personal ■ Mejor de la sesión B Cruzando por el pit lane

Vlt.	Tiempo	Sector 1	Sector 2	Sector 3	Km/h	T. Sesión	Vlt.	Tiempo	Sector 1	Sector 2	Sector 3	Km/h	T. Sesión
1	3:35.057	1:58.513	49.201	47.343	65.8	3:35.057							
2	2:10.437	36.864	46.608	46.965	108.5	5:45.494							
3	2:10.013	36.706	46.253	47.054	108.9	7:55.507							
4	2:09.477	36.861	45.736	46.880	109.4	10:04.984							
5	2:10.151	36.658	46.112	47.381	108.8	12:15.135							
6	2:09.195	36.263	45.807	47.125	109.6	14:24.330							
7	2:08.906	36.169	45.856	46.881	109.8	16:33.236							
8	2:08.878	36.341	45.697	46.840	109.9	18:42.114							
9	2:08.828	36.208	45.767	46.853	109.9	20:50.942							
10	2:08.388	36.123	45.632	46.633	110.3	22:59.330							
11	2:08.229	36.100	45.675	46.454	110.4	25:07.559							

