


Moto4 ESBK ENT. LIBRE 2

Vuelta a vuelta

— Vuelta invalidada ■ Mejor Personal ■ Mejor de la sesión ■ Cruzando por el pit lane

Vlt.	Tiempo	Sector 1	Sector 2	Sector 3	Km/h	T. Sesión	Vlt.	Tiempo	Sector 1	Sector 2	Sector 3	Km/h	T. Sesión
3	ARCHIE GIBBS					GBR	4	2:15.341	45.529	44.980	44.832	104.6	12:26.968
	AUSTIN RACING VHC LIQUI MOLY					CORSE	5	2:02.866	34.144	43.949	44.773	115.2	14:29.834
1	3:28.479	1:49.934	49.418	49.127	67.9	3:28.479	6	2:03.176	34.034	44.062	45.080	114.9	16:33.010
2	2:06.988	34.035	47.158	45.795	111.5	5:35.467	7	2:02.752	34.003	43.955	44.794	115.3	18:35.762
3	2:07.900	36.908	46.625	44.367	110.7	7:43.367	8	2:02.334	33.954	43.822	44.558	115.7	20:38.096
4	2:03.782	33.788	45.057	44.937	114.4	9:47.149	9	4:47.087 B	34.238	44.608	3:28.241	49.3	25:25.183
5	2:02.598	33.656	43.902	45.040	115.5	11:49.747	10	2:09.841	41.556	44.144	44.141	109.0	27:35.024
6	2:05.297	35.738	44.213	45.346	113.0	13:55.044	11	2:07.460	33.535	48.699	45.226	111.1	29:42.484
7	2:03.744	34.077	44.677	44.990	114.4	15:58.788	12	2:01.140	33.600	43.449	44.091	116.9	31:43.624
8	2:03.103	34.148	44.305	44.650	115.0	18:01.891	13	2:00.897	33.219	43.571	44.107	117.1	33:44.521
9	7:24.317 B	33.994	43.970	6:06.353	31.9	25:26.208	14	2:00.247	33.308	43.352	43.587	117.7	35:44.768
10	2:08.474	39.762	44.318	44.394	110.2	27:34.682							
11	2:01.856	34.109	43.702	44.045	116.2	29:36.538	11	OLIVER CANTOS					ESP
12	2:01.324	33.642	43.732	43.950	116.7	31:37.862		CORSE FACTORY RACING TEAM					CORSE
13	2:01.500	33.446	43.738	44.316	116.5	33:39.362	1	3:17.677	1:39.278	49.664	48.735	71.6	3:17.677
14	2:04.372	33.391	46.577	44.404	113.8	35:43.734	2	2:10.587	38.263	46.638	45.686	108.4	5:28.264
5	IGNACIO GALAN					ESP	3	2:04.203	34.666	44.047	45.490	114.0	7:32.467
	CUNA DE CAMPEONES					MIR RACING	4	2:04.825	35.089	43.910	45.826	113.4	9:37.292
1	3:44.448	2:16.042	43.936	44.470	63.1	3:44.448	5	2:07.041	35.138	45.428	46.475	111.5	11:44.333
2	2:01.377	33.435	42.634	45.308	116.7	5:45.825	6	2:02.396	34.061	43.925	44.410	115.7	13:46.729
3	1:59.508	33.077	42.826	43.605	118.5	7:45.333	7	2:02.489	33.784	43.858	44.847	115.6	15:49.218
4	2:00.254	32.894	43.603	43.757	117.7	9:45.587	8	2:03.806	35.383	43.757	44.666	114.4	17:53.024
5	1:59.443	32.909	42.892	43.642	118.5	11:45.030	9	2:04.775	35.813	44.412	44.550	113.5	19:57.799
6	2:00.647	33.593	43.196	43.858	117.4	13:45.677	10	9:08.313 B	34.373	43.901	7:50.039	25.8	29:06.112
7	9:49.648 B	34.407	59.572	8:15.669	24.0	23:35.325	11	2:13.532	42.891	45.375	45.266	106.0	31:19.644
8	2:19.205	41.813	47.079	50.313	101.7	25:54.530	12	2:02.768	34.121	44.197	44.450	115.3	33:22.412
9	3:28.490 B	35.392	48.499	2:04.599	67.9	29:23.020	13	2:01.705	33.668	43.594	44.443	116.3	35:24.117
10	2:12.791	42.641	44.623	45.527	106.6	31:35.811							
11	2:09.926	36.388	44.092	49.446	109.0	33:45.737	13	PEDRO VARELA					PRT
12	2:14.901	33.373	52.663	48.865	105.0	36:00.638		MIR RACING					
8	NIKOLA MIROSLAVOV					BGR	1	3:26.408	1:48.618	49.877	47.913	68.6	3:26.408
	METMOTO RING RACING 16					BEON	2	2:07.422	35.578	47.207	44.637	111.1	5:33.830
1	2:35.590	1:06.303	44.980	44.307	91.0	2:35.590	3	2:03.515	34.252	43.863	45.400	114.6	7:37.345
2	2:01.100	33.384	43.548	44.168	116.9	4:36.690	4	2:02.511	34.243	43.901	44.367	115.6	9:39.856
3	1:59.302	33.125	42.820	43.357	118.7	6:35.992	5	2:02.348	34.033	43.536	44.779	115.7	11:42.204
4	1:58.800	32.956	42.620	43.224	119.2	8:34.792	6	2:11.274	39.765	46.887	44.622	107.9	13:53.478
5	1:59.045	33.343	42.544	43.158	118.9	10:33.837	7	2:03.527	34.133	43.673	45.721	114.6	15:57.005
6	4:24.508 B	33.352	42.766	3:08.390	53.5	14:58.345	8	2:02.009	34.044	43.519	44.446	116.0	17:59.014
7	2:11.634	43.653	43.287	44.694	107.6	17:09.979	9	2:01.556	33.917	43.494	44.145	116.5	20:00.570
8	1:59.105	33.268	42.643	43.194	118.9	19:09.084	10	3:36.394 B	36.371	43.217	2:16.806	65.4	23:36.964
9	2:07.042	40.297	43.101	43.644	111.4	21:16.126	11	3:26.904 B	40.264	45.529	2:01.111	68.4	27:03.868
10	1:59.569	32.929	42.557	44.083	118.4	23:15.695	12	2:15.068	47.061	43.834	44.173	104.8	29:18.936
11	1:58.932	32.785	42.515	43.632	119.0	25:14.627	13	2:02.377	34.656	43.717	44.004	115.7	31:21.313
12	2:22.275 B	33.770	44.060	1:04.445	99.5	27:36.902	14	2:00.456	33.175	43.278	44.003	117.5	33:21.769
13	2:05.323	38.226	43.241	43.856	113.0	29:42.225	15	2:02.779	35.111	43.565	44.103	115.3	35:24.548
14	1:58.205	32.840	42.276	43.089	119.8	31:40.430							
15	1:58.132	32.706	42.545	42.881	119.9	33:38.562	15	ALEX LLINARES					ESP
16	2:03.624	34.949	45.088	43.587	114.5	35:42.186		CUNA DE CAMPEONES					MIR RACING
10	GABRIEL PIO					FRA	1	3:27.235	1:49.809	49.333	48.093	68.3	3:27.235
	JEG RACING BRS					BEON	2	2:06.247	34.894	45.418	45.935	112.2	5:33.482
1	2:55.611	1:25.367	45.392	44.852	80.6	2:55.611	3	2:06.229	34.400	44.693	47.136	112.2	7:39.711
2	2:02.025	33.561	43.845	44.619	116.0	4:57.636	4	2:07.240	35.528	46.611	45.101	111.3	9:46.951
3	5:13.991 B	33.531	46.808	3:53.652	45.1	10:11.627	5	2:03.831	34.302	44.008	45.521	114.3	11:50.782
							6	2:04.746	34.989	44.381	45.376	113.5	13:55.528
							7	2:05.401	33.990	45.513	45.898	112.9	16:00.929
							8	2:09.105	38.200	44.932	45.973	109.7	18:10.034
							9	2:37.393 B	34.824	44.508	1:18.061	90.0	20:47.427




Moto4 ESBK ENT. LIBRE 2

Vuelta a vuelta

— Vuelta invalidada ■ Mejor Personal ■ Mejor de la sesión ■ Cruzando por el pit lane

Vlt.	Tiempo	Sector 1	Sector 2	Sector 3	Km/h	T. Sesión	Vlt.	Tiempo	Sector 1	Sector 2	Sector 3	Km/h	T. Sesión
10	2:09.727	40.295	44.389	45.043	109.1	22:57.154	13	2:01.311	33.479	43.745	44.087	116.7	33:20.776
11	2:17.631 B	34.694	44.742	58.195	102.9	25:14.785	14	2:01.055	33.558	43.711	43.786	117.0	35:21.831
12	2:07.320	38.498	44.056	44.766	111.2	27:22.105	25 JIMMY PRIMAUT FRA						
13	2:02.769	34.175	44.007	44.587	115.3	29:24.874	METMOTO RING RACING 16/ MECA MIR RACING						
14	2:02.767	34.337	43.802	44.628	115.3	31:27.641	1	2:56.055	1:25.578	45.532	44.945	80.4	2:56.055
15	2:04.046	34.848	44.784	44.414	114.1	33:31.687	2	2:02.998	33.952	44.106	44.940	115.1	4:59.053
16	2:02.077	33.987	43.738	44.352	116.0	35:33.764	3	2:03.779	34.023	44.267	45.489	114.4	7:02.832
17 ENZO DUPUIS FRA							26 ALBERTO ENRIQUEZ ESP						
JEG RACING BRS BEON							CUNA DE CAMPEONES MIR RACING						
1	2:38.186	1:07.486	45.025	45.675	89.5	2:38.186	1	3:26.680	1:49.551	49.126	48.003	68.5	3:26.680
2	2:04.321	34.345	44.762	45.214	113.9	4:42.507	2	2:06.799	34.848	46.321	45.630	111.7	5:33.479
3	2:04.216	33.948	45.352	44.916	114.0	6:46.723	3	2:07.503	35.699	46.533	45.271	111.0	7:40.982
4	2:03.983	33.994	44.597	45.392	114.2	8:50.706	4	2:04.317	34.594	44.445	45.278	113.9	9:45.299
5	2:04.868	34.755	44.844	45.269	113.4	10:55.574	5	2:04.179	34.318	43.807	46.054	114.0	11:49.478
6	2:04.176	34.444	44.694	45.038	114.0	12:59.750	6	2:04.531	34.888	44.288	45.355	113.7	13:54.009
7	2:05.259	34.449	45.403	45.407	113.0	15:05.009	7	2:03.011	34.333	43.480	45.198	115.1	15:57.020
8	2:05.158	34.779	44.577	45.802	113.1	17:10.167	8	2:02.587	34.367	43.477	44.743	115.5	17:59.607
9	8:15.559 B	34.275	44.409	6:56.875	28.6	25:25.726	9	9:07.543 B	34.311	43.709	7:49.523	25.9	27:07.150
10	2:10.428	41.395	44.282	44.751	108.6	27:36.154	10	2:11.866	42.499	44.595	44.772	107.4	29:19.016
11	2:02.897	33.976	44.239	44.682	115.2	29:39.051	11	2:03.579	35.511	43.625	44.443	114.6	31:22.595
12	2:03.223	34.248	44.204	44.771	114.9	31:42.274	12	2:03.065	34.146	43.898	45.021	115.1	33:25.660
13	2:02.660	34.155	44.261	44.244	115.4	33:44.934	13	2:04.016	35.620	43.650	44.746	114.2	35:29.676
14	2:01.606	33.646	43.710	44.250	116.4	35:46.540	27 RICCARDO MICHIELIN ITA						
18 MATHIAS TAMBURINI ITA							MRE TALENT BEON						
IGAXTEAM							1	2:37.638	1:06.118	46.088	45.432	89.8	2:37.638
1	3:31.631	1:49.502	53.834	48.295	66.9	3:31.631	2	2:04.500	34.680	44.719	45.101	113.7	4:42.138
2	2:05.999	37.077	43.947	44.975	112.4	5:37.630	3	2:03.449	34.084	44.663	44.702	114.7	6:45.587
3	2:01.804	33.593	43.803	44.408	116.2	7:39.434	4	4:54.733 B	34.247	45.067	3:35.419	48.0	11:40.320
4	2:01.207	33.861	43.349	43.997	116.8	9:40.641	5	2:14.633	41.852	47.238	45.543	105.2	13:54.953
5	2:09.790	34.383	48.762	46.645	109.1	11:50.431	6	2:03.746	33.861	44.835	45.050	114.4	15:58.699
6	2:02.193	34.262	43.500	44.431	115.9	13:52.624	7	2:03.113	34.076	44.243	44.794	115.0	18:01.812
7	5:12.544 B	34.725	43.713	3:54.106	45.3	19:05.168	8	2:02.448	33.879	44.030	44.539	115.6	20:04.260
8	2:08.345	39.290	44.374	44.681	110.3	21:13.513	9	2:01.707	33.556	43.766	44.385	116.3	22:05.967
9	2:00.895	33.992	43.283	43.620	117.1	23:14.408	10	7:10.902 B	33.842	43.975	5:53.085	32.9	29:16.869
10	2:00.580	33.560	43.259	43.761	117.4	25:14.988	11	2:10.101	40.140	44.908	45.053	108.8	31:26.970
11	2:01.049	33.595	43.592	43.862	117.0	27:16.037	12	2:02.701	33.817	44.188	44.696	115.4	33:29.671
12	2:01.084	33.789	43.219	44.076	116.9	29:17.121	13	2:03.136	34.223	43.832	45.081	115.0	35:32.807
13	2:04.304	37.307	43.192	43.805	113.9	31:21.425	29 ADRIAN MOLINA ESP						
14	2:00.015	32.813	43.117	44.085	118.0	33:21.440	GV STRATOS BY GAS DONKEY						
15	2:00.281	33.140	43.246	43.895	117.7	35:21.721	1	2:37.194	1:04.236	47.234	45.724	90.1	2:37.194
20 IKER RODRIGUEZ ESP													
IGAXTEAM BEON													
1	3:28.864	1:48.494	49.811	50.559	67.8	3:28.864							
2	2:10.521	41.273	44.723	44.525	108.5	5:39.385							
3	2:01.974	33.200	44.498	44.276	116.1	7:41.359							
4	2:03.080	33.898	44.511	44.671	115.0	9:44.439							
5	2:01.713	33.751	43.820	44.142	116.3	11:46.152							
6	2:02.884	33.665	43.680	45.539	115.2	13:49.036							
7	2:01.740	33.588	43.557	44.595	116.3	15:50.776							
8	2:01.106	33.628	43.403	44.075	116.9	17:51.882							
9	7:10.855 B	34.278	44.504	5:52.073	32.9	25:02.737							
10	2:11.549	38.575	45.145	47.829	107.6	27:14.286							
11	2:02.912	34.703	44.090	44.119	115.2	29:17.198							
12	2:02.267	34.462	43.598	44.207	115.8	31:19.465							



Moto4 ESBK ENT. LIBRE 2

Vuelta a vuelta

— Vuelta invalidada ■ Mejor Personal ■ Mejor de la sesión ■ Cruzando por el pit lane

Vlt.	Tiempo	Sector 1	Sector 2	Sector 3	Km/h	T. Sesión	Vlt.	Tiempo	Sector 1	Sector 2	Sector 3	Km/h	T. Sesión
2	2:05.046	34.699	44.896	45.451	113.2	4:42.240	4	2:00.173	33.498	42.945	43.730	117.8	9:51.048
3	2:03.890	34.274	44.835	44.781	114.3	6:46.130	5	1:59.555	33.281	42.849	43.425	118.4	11:50.603
4	2:03.599	34.118	44.403	45.078	114.6	8:49.729	6	2:17.617 B	33.917	43.901	59.799	102.9	14:08.220
5	4:40.799 B	35.068	44.571	3:21.160	50.4	13:30.528	7	2:08.815	40.596	43.764	44.455	109.9	16:17.035
6	2:13.189	41.404	45.850	45.935	106.3	15:43.717	8	2:08.746	40.368	44.025	44.353	110.0	18:25.781
7	2:05.004	35.131	44.616	45.257	113.3	17:48.721	9	2:01.236	33.929	43.492	43.815	116.8	20:27.017
8	2:04.222	34.628	44.422	45.172	114.0	19:52.943	10	4:43.160 B	34.095	43.620	3:25.445	50.0	25:10.177
9	2:03.850	34.397	44.337	45.116	114.3	21:56.793	11	2:08.069	40.628	43.582	43.859	110.6	27:18.246
10	2:08.891	35.396	49.014	44.481	109.9	24:05.684	12	1:59.745	33.311	42.982	43.452	118.2	29:17.991
11	2:03.410	34.429	44.318	44.663	114.7	26:09.094	13	2:02.648	33.375	43.523	45.750	115.4	31:20.639
12	2:02.121	33.970	43.643	44.508	115.9	28:11.215	14	2:00.892	32.992	43.575	44.325	117.1	33:21.531
13	2:02.735	34.210	43.967	44.558	115.4	30:13.950	15	2:07.294	38.898	44.297	44.099	111.2	35:28.825
14	2:02.262	33.982	43.866	44.414	115.8	32:16.212							
15	2:03.322	34.210	44.201	44.911	114.8	34:19.534							
16	2:04.022	34.230	44.370	45.422	114.2	36:23.556							

38 TOMMASO PIERONI		AJEVO RACING TEAM		ITA		
1	2:35.727	1:05.820	44.981	44.926	90.9	2:35.727
2	2:01.617	33.928	43.475	44.214	116.4	4:37.344
3	2:01.873	33.771	43.489	44.613	116.2	6:39.217
4	2:01.134	33.517	43.318	44.299	116.9	8:40.351
5	2:01.623	33.997	43.439	44.187	116.4	10:41.974
6	2:01.112	33.993	43.125	43.994	116.9	12:43.086
7	2:01.268	33.954	43.300	44.014	116.8	14:44.354
8	2:01.433	33.676	43.079	44.678	116.6	16:45.787
9	6:25.796 B	33.923	43.707	5:08.166	36.7	23:11.583
10	2:12.314	43.265	44.490	44.559	107.0	25:23.897
11	2:01.995	34.010	43.729	44.256	116.1	27:25.892
12	2:01.218	33.586	43.771	43.861	116.8	29:27.110
13	2:00.625	33.386	43.322	43.917	117.4	31:27.735
14	2:02.006	33.309	44.137	44.560	116.1	33:29.741
15	2:00.693	33.275	43.330	44.088	117.3	35:30.434


43 LUIS M. LOPEZ		CUNA DE CAMPEONES		ESP		
1	3:26.161	1:49.006	49.750	47.405	68.7	3:26.161
2	2:02.226	34.244	43.529	44.453	115.8	5:28.387
3	2:04.749	33.921	46.477	44.351	113.5	7:33.136
4	2:02.132	33.847	43.683	44.602	115.9	9:35.268
5	2:08.972	39.851	44.649	44.472	109.8	11:44.240
6	2:01.457	33.935	43.133	44.389	116.6	13:45.697
7	2:05.052	33.886	46.078	45.088	113.2	15:50.749
8	2:06.361	35.504	45.611	45.246	112.1	17:57.110
9	5:39.504 B	34.144	43.684	4:21.676	41.7	23:36.614
10	2:10.561	40.119	43.800	46.642	108.4	25:47.175
11	2:04.367	36.112	43.921	44.334	113.8	27:51.542
12	2:42.436 B	36.423	43.423	1:22.590	87.2	30:33.978
13	2:05.729	38.289	43.155	44.285	112.6	32:39.707
14	2:02.165	33.729	44.128	44.308	115.9	34:41.872
15	2:00.880	33.715	43.063	44.102	117.1	36:42.752

46 ALVARO LUCAS		MRE TALENT		ESP		
1	3:43.029 B	1:48.276	52.397	1:02.356	63.5	3:43.029
2	2:07.466	39.642	43.857	43.967	111.1	5:50.495
3	2:00.380	33.479	43.265	43.636	117.6	7:50.875

48 ANDRES GARCIA		IGAXTEAM		ESP		
1	3:32.476	1:53.843	50.791	47.842	66.6	3:32.476
2	2:06.855	36.773	44.445	45.637	111.6	5:39.331
3	2:05.253	35.714	45.400	44.139	113.0	7:44.584
4	2:05.255	33.236	43.625	48.394	113.0	9:49.839
5	1:59.949	33.490	42.957	43.502	118.0	11:49.788
6	2:03.322	35.491	43.577	44.254	114.8	13:53.110
7	1:59.649	33.274	42.802	43.573	118.3	15:52.759
8	2:07.862	36.157	47.196	44.509	110.7	18:00.621
9	2:02.560	34.702	43.757	44.101	115.5	20:03.181
10	6:50.425 B	33.111	42.895	5:34.419	34.5	26:53.606
11	2:05.998	38.714	43.679	43.605	112.4	28:59.604
12	1:59.896	33.480	42.994	43.422	118.1	30:59.500
13	1:59.564	33.368	42.779	43.417	118.4	32:59.064
14	1:59.735	33.347	42.993	43.395	118.3	34:58.799
15	1:59.698	33.305	42.990	43.403	118.3	36:58.497

49 IZAN RODRIGUEZ		ETG RACING		ESP		
1	3:50.600	2:21.020	45.027	44.553	61.4	3:50.600
2	2:22.477 B	33.227	43.035	1:06.215	99.4	6:13.077
3	2:04.378	38.355	42.636	43.387	113.8	8:17.455
4	1:58.267	33.128	42.073	43.066	119.7	10:15.722
5	1:59.215	33.072	42.911	43.232	118.8	12:14.937
6	1:58.243	32.949	41.905	43.389	119.7	14:13.180
7	2:07.721	39.186	44.189	44.346	110.9	16:20.901
8	2:25.808 B	33.480	43.812	1:08.516	97.1	18:46.709
9	2:04.814	38.899	42.451	43.464	113.4	20:51.523
10	1:58.748	32.836	42.708	43.204	119.2	22:50.271
11	1:57.912	32.838	42.174	42.900	120.1	24:48.183
12	1:57.904	32.858	42.159	42.887	120.1	26:46.087
13	1:58.022	32.730	42.273	43.019	120.0	28:44.109
14	1:59.297	32.955	42.276	44.066	118.7	30:43.406
15	1:57.961	32.709	42.292	42.960	120.0	32:41.367
16	2:03.852	35.030	43.865	44.957	114.3	34:45.219
17	1:59.156	32.675	43.129	43.352	118.8	36:44.375

55 MICHAEL L. SANCHEZ		AUSTIN RACING VHC LIQUI MOLY		USA		
1	3:28.399	1:48.911	49.558	49.930	67.9	3:28.399
2	2:06.845	33.989	47.017	45.839	111.6	5:35.244
3	2:07.163	39.458	43.711	43.994	111.3	7:42.407
4	2:02.482	33.339	44.665	44.478	115.6	9:44.889



Moto4 ESBK ENT. LIBRE 2

Vuelta a vuelta

— Vuelta invalidada ■ Mejor Personal ■ Mejor de la sesión ■ Cruzando por el pit lane


Vlt.	Tiempo	Sector 1	Sector 2	Sector 3	Km/h	T. Sesión	Vlt.	Tiempo	Sector 1	Sector 2	Sector 3	Km/h	T. Sesión
5	2:00.345	33.450	43.358	43.537	117.7	11:45.234	7	2:06.331	33.455	45.079	47.797	112.1	15:52.925
6	2:00.558	33.537	43.223	43.798	117.4	13:45.792	8	2:02.689	33.896	44.145	44.648	115.4	17:55.614
7	2:05.009	34.139	45.529	45.341	113.3	15:50.801	9	2:00.903	33.528	43.498	43.877	117.1	19:56.517
8	9:17.556B	35.815	43.882	7:57.859	25.4	25:08.357	10	4:19.966B	34.763	44.873	3:00.330	54.5	24:16.483
9	2:08.541	39.934	44.401	44.206	110.2	27:16.898	11	2:09.785	40.649	44.719	44.417	109.1	26:26.268
10	2:00.590	33.164	43.717	43.709	117.4	29:17.488	12	2:01.421	33.855	43.407	44.159	116.6	28:27.689
11	2:01.895	34.058	43.579	44.258	116.2	31:19.383	13	2:00.928	33.658	43.424	43.846	117.1	30:28.617
12	2:02.202	33.946	44.086	44.170	115.9	33:21.585	14	2:00.123	33.347	43.043	43.733	117.9	32:28.740
13	2:00.558	33.414	43.623	43.521	117.4	35:22.143	15	1:59.884	33.085	42.925	43.874	118.1	34:28.624
							16	2:00.012	33.268	42.985	43.759	118.0	36:28.636

57 MASON FOSTER							76 IZAN IBAÑEZ						
BRP RACING							SHM44 TEAM						
BEON							MIR RACING						
1	2:36.393	1:07.141	44.696	44.556	90.5	2:36.393	1	2:56.723	1:25.121	46.302	45.300	80.1	2:56.723
2	2:01.011	33.616	43.345	44.050	117.0	4:37.404	2	4:26.644B	35.115	45.210	3:06.319	53.1	7:23.367
3	2:00.886	33.899	43.072	43.915	117.1	6:38.290	3	2:16.073	44.991	45.253	45.829	104.1	9:39.440
4	2:00.518	33.720	42.846	43.952	117.5	8:38.808	4	2:06.142	35.239	45.702	45.201	112.2	11:45.582
5	2:01.208	34.348	42.944	43.916	116.8	10:40.016	5	2:03.904	34.485	44.302	45.117	114.3	13:49.486
6	2:01.353	34.283	43.012	44.058	116.7	12:41.369	6	2:04.134	34.454	44.335	45.345	114.1	15:53.620
7	2:01.199	34.108	42.914	44.177	116.8	14:42.568	7	2:03.784	34.454	44.247	45.083	114.4	17:57.404
8	2:22.937B	34.081	42.756	1:06.100	99.1	17:05.505	8	2:03.149	34.356	44.211	44.582	115.0	20:00.553
9	2:08.252	39.418	44.243	44.591	110.4	19:13.757	9	2:02.200	34.105	43.691	44.404	115.9	22:02.753
10	2:00.168	33.751	42.867	43.550	117.8	21:13.925	10	2:02.223	34.413	43.563	44.247	115.8	24:04.976
11	2:00.310	33.686	42.993	43.631	117.7	23:14.235	11	2:03.102	34.395	43.976	44.731	115.0	26:08.078
12	2:00.892	33.839	43.426	43.627	117.1	25:15.127	12	2:03.513	34.577	44.446	44.490	114.6	28:11.591
13	2:01.605	33.581	44.078	43.946	116.4	27:16.732	13	2:02.670	34.331	43.769	44.570	115.4	30:14.261
14	2:00.509	33.449	43.209	43.851	117.5	29:17.241	14	2:02.747	34.027	44.236	44.484	115.3	32:17.008
15	2:02.250	33.949	43.531	44.770	115.8	31:19.491	15	2:02.835	34.175	43.667	44.993	115.3	34:19.843
16	2:01.526	33.926	43.612	43.988	116.5	33:21.017	16	2:03.798	34.190	44.302	45.306	114.4	36:23.641
17	2:01.155	33.570	43.792	43.793	116.9	35:22.172							

64 CARMELO BELLUZZO							77 JOEL MORA						
ETG RACING							ILUSIÓN TEAM 21						
BEON							BEON						
1	3:06.144	1:33.143	46.960	46.041	76.1	3:06.144	1	3:12.248	1:28.403	53.493	50.352	73.6	3:12.248
2	2:04.001	34.435	44.458	45.108	114.2	5:10.145	2	2:14.826	36.911	48.958	48.957	105.0	5:27.074
3	2:03.713	33.908	45.186	44.619	114.4	7:13.858	3	2:12.475	36.133	47.722	48.620	106.9	7:39.549
4	2:02.919	34.017	43.964	44.938	115.2	9:16.777	4	2:13.089	35.623	49.081	48.385	106.4	9:52.638
5	2:06.771	34.245	47.157	45.369	111.7	11:23.548							
6	2:02.275	34.034	43.659	44.582	115.8	13:25.823							
7	2:02.079	34.028	43.611	44.440	116.0	15:27.902							
8	2:02.053	34.099	43.644	44.310	116.0	17:29.955							
9	2:23.416	45.639	52.866	44.911	98.7	19:53.371							
10	3:18.846B	33.859	46.479	1:58.508	71.2	23:12.217							
11	2:11.767	42.807	44.628	44.332	107.5	25:23.984							
12	2:03.815	35.450	43.986	44.379	114.4	27:27.799							
13	2:01.667	33.536	43.850	44.281	116.4	29:29.466							
14	2:03.772	33.625	43.778	46.369	114.4	31:33.238							
15	2:01.907	33.852	43.671	44.384	116.1	33:35.145							
16	2:09.503	37.978	46.990	44.535	109.3	35:44.648							

70 IAROSLAV KARPUSHIN							88 GONÇALO MELO						
AUSTIN RACING VHC LIQUI MOLY							MIGUEL OLIVEIRA RACING TEAM						
CORSE							BEON						
1	3:28.134	1:48.726	49.382	50.026	68.0	3:28.134	1	2:41.050	1:10.656	45.275	45.119	87.9	2:41.050
2	2:06.920	34.127	46.609	46.184	111.6	5:35.054	2	2:03.230	34.288	44.121	44.821	114.9	4:44.280
3	2:06.834	39.275	43.593	43.966	111.6	7:41.888	3	2:02.712	33.728	44.223	44.761	115.4	6:46.992
4	2:01.002	33.448	43.418	44.136	117.0	9:42.890	4	2:03.754	33.997	44.617	45.140	114.4	8:50.746
5	2:00.615	33.523	43.083	44.009	117.4	11:43.505	5	2:04.163	34.979	44.117	45.067	114.0	10:54.909
6	2:03.089	33.779	43.354	45.956	115.0	13:46.594	6	2:03.414	34.616	44.116	44.682	114.7	12:58.323
							7	8:43.815B	35.151	46.607	7:22.057	27.0	21:42.138
							8	2:10.514	40.610	44.986	44.918	108.5	23:52.652
							9	2:09.379	39.468	44.781	45.130	109.4	26:02.031
							10	2:03.164	34.312	44.054	44.798	115.0	28:05.195
							11	2:02.668	34.291	43.930	44.447	115.4	30:07.863
							12	2:02.804	34.239	44.100	44.465	115.3	32:10.667
							13	2:02.463	34.027	43.905	44.531	115.6	34:13.130
							14	2:02.612	33.983	44.012	44.617	115.5	36:15.742

89 ERIC RUZ						
SH44 TEAM						
MIR RACING						
1	2:53.104	1:23.663	44.624	44.817	81.8	2:53.104



Moto4
ESBK
ENT. LIBRE 2

Vuelta a vuelta

CIRCUITO DE NAVARRA 3.933 m.

— Vuelta invalidada

■ Mejor Personal

■ Mejor de la sesión

B Cruzando por el pit lane

Vlt.	Tiempo	Sector 1	Sector 2	Sector 3	Km/h	T. Sesión	Vlt.	Tiempo	Sector 1	Sector 2	Sector 3	Km/h	T. Sesión
2	2:02.519	34.258	43.583	44.678	115.6	4:55.623							
3	2:02.652	34.126	44.178	44.348	115.4	6:58.275							
4	2:02.704	34.343	43.749	44.612	115.4	9:00.979							
5	2:41.696 B	34.655	43.671	1:23.370	87.6	11:42.675							
6	2:10.376	39.745	45.494	45.137	108.6	13:53.051							
7	2:02.262	34.080	43.791	44.391	115.8	15:55.313							
8	2:02.286	34.190	43.844	44.252	115.8	17:57.599							
9	2:02.448	34.358	43.742	44.348	115.6	20:00.047							
10	2:02.366	34.007	43.918	44.441	115.7	22:02.413							
11	2:02.248	34.298	43.730	44.220	115.8	24:04.661							
12	3:03.554 B	37.937	52.291	1:33.326	77.1	27:08.215							
13	2:12.624	44.230	43.935	44.459	106.8	29:20.839							
14	2:14.439			44.445	105.3	31:35.278							
15	2:02.414	34.321	43.763	44.330	115.7	33:37.692							
16	2:02.525	34.126	44.000	44.399	115.6	35:40.217							