


Moto4
ESBK
CARRERA 2

Análisis de sectores lentos

■ Mejor Personal ■ Mejor de la sesión ■ Cruzando por el pit lane

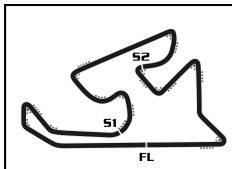
Vlt.	Tiempo	Sector 1	Sector 2	Sector 3	Km/h	T. Sesión	Vlt.	Tiempo	Sector 1	Sector 2	Sector 3	Km/h	T. Sesión
3	ARCHIE GIBBS					GBR	10	2:01.294	33.596	43.655	44.043	116.7	20:19.609
	AUSTIN RACING VHC LIQUI MOLY					CORSE	11	2:01.430	33.336	44.075	44.019	116.6	22:21.039
							12	2:00.227	33.384	43.494	43.349	117.8	24:21.266
1	2:10.418	42.365	44.066	43.987	108.6	2:10.418							
2	2:00.417	32.946	43.786	43.685	117.6	4:10.835							
3	2:00.753	33.264	43.674	43.815	117.3	6:11.588							
4	2:01.015	33.456	43.736	43.823	117.0	8:12.603							
5	2:00.517	33.349	43.330	43.838	117.5	10:13.120							
6	2:00.791	33.447	43.715	43.629	117.2	12:13.911							
7	2:00.493	33.103	43.522	43.868	117.5	14:14.404							
8	2:00.402	33.527	43.359	43.516	117.6	16:14.806							
9	2:00.792	33.756	43.192	43.844	117.2	18:15.598							
10	2:00.784	33.734	43.483	43.567	117.2	20:16.382							
11	2:00.117	33.324	43.334	43.459	117.9	22:16.499							
12	2:00.498	33.355	43.223	43.920	117.5	24:16.997							
5	IGNACIO GALAN					ESP							
	CUNA DE CAMPEONES					MIR RACING							
1	2:06.580	39.570	43.194	43.816	111.9	2:06.580							
2	1:59.865	33.668	43.079	43.118	118.1	4:06.445							
3	1:59.044	33.080	42.723	43.241	118.9	6:05.489							
4	1:58.950	33.035	42.824	43.091	119.0	8:04.439							
5	1:58.712	33.019	42.723	42.970	119.3	10:03.151							
6	1:58.719	32.584	42.965	43.170	119.3	12:01.870							
7	1:58.569	33.034	42.682	42.853	119.4	14:00.439							
8	1:59.363	33.241	42.814	43.308	118.6	15:59.802							
9	1:58.934	33.352	42.583	42.999	119.0	17:58.736							
10	1:58.641	32.508	42.936	43.197	119.3	19:57.377							
11	1:58.907	32.677	42.984	43.246	119.1	21:56.284							
12	2:00.047	34.181	42.847	43.019	117.9	23:56.331							
8	NIKOLA MIROSLAVOV					BGR							
	METMOTO RING RACING 16					BEON							
1	2:06.979	40.605	43.297	43.077	111.5	2:06.979							
2	1:59.257	33.059	42.990	43.208	118.7	4:06.236							
3	1:58.167	32.598	42.452	43.117	119.8	6:04.403							
4	1:58.498	32.641	42.525	43.332	119.5	8:02.901							
5	1:58.932	32.838	42.976	43.118	119.0	10:01.833							
6	1:58.862	32.993	42.709	43.160	119.1	12:00.695							
7	1:58.337	32.888	42.536	42.913	119.6	13:59.032							
8	1:58.397	32.902	42.526	42.969	119.6	15:57.429							
9	1:58.543	32.967	42.663	42.913	119.4	17:55.972							
10	1:59.144	33.297	42.579	43.268	118.8	19:55.116							
11	1:58.546	32.915	42.620	43.011	119.4	21:53.662							
12	1:57.963	32.774	42.360	42.829	120.0	23:51.625							
10	GABRIEL PIO					FRA							
	JEG RACING BRS					BEON							
1	2:09.572	41.472	44.066	44.034	109.3	2:09.572							
2	2:01.200	33.375	43.652	44.173	116.8	4:10.772							
3	2:00.728	33.193	43.634	43.901	117.3	6:11.500							
4	2:01.047	33.380	43.696	43.971	117.0	8:12.547							
5	2:01.126	33.536	43.692	43.898	116.9	10:13.673							
6	2:00.897	33.426	43.593	43.878	117.1	12:14.570							
7	2:00.902	33.466	43.279	44.157	117.1	14:15.472							
8	2:01.640	33.430	44.163	44.047	116.4	16:17.112							
9	2:01.203	33.443	43.908	43.852	116.8	18:18.315							
11	OLIVER CANTOS					ESP							
	CORSE FACTORY RACING TEAM					CORSE							
1	2:12.503	43.305	44.777	44.421	106.9	2:12.503							
2	2:02.105	33.587	43.941	44.577	116.0	4:14.608							
3	2:02.381	33.359	44.482	44.540	115.7	6:16.989							
4	2:01.687	33.474	43.676	44.537	116.4	8:18.676							
5	2:02.354	33.681	44.094	44.579	115.7	10:21.030							
6	2:03.480	34.191	44.385	44.904	114.7	12:24.510							
7	2:02.305	33.765	44.005	44.535	115.8	14:26.815							
8	2:03.056	33.718	45.007	44.331	115.1	16:29.871							
9	2:01.551	33.440	43.921	44.190	116.5	18:31.422							
10	2:01.665	33.580	43.864	44.221	116.4	20:33.087							
11	2:01.209	33.319	43.687	44.203	116.8	22:34.296							
12	2:01.141	33.430	43.708	44.003	116.9	24:35.437							
13	PEDRO VARELA					PRT							
	CUNA DE CAMPEONES					MIR RACING							
1	2:09.672	41.723	43.957	43.992	109.2	2:09.672							
2	2:00.253	33.161	43.236	43.856	117.7	4:09.925							
3	2:00.545	33.807	43.240	43.498	117.5	6:10.470							
4	2:00.560	33.906	42.939	43.715	117.4	8:11.030							
5	2:00.866	33.847	43.203	43.816	117.1	10:11.896							
6	2:01.642	34.235	43.591	43.816	116.4	12:13.538							
7	2:00.470	33.226	43.302	43.942	117.5	14:14.008							
8	2:00.523	33.680	43.212	43.631	117.5	16:14.531							
9	2:00.836	33.747	43.057	44.032	117.2	18:15.367							
10	2:00.984	33.816	43.505	43.663	117.0	20:16.351							
11	2:00.091	33.147	43.350	43.594	117.9	22:16.442							
12	2:00.099	33.245	43.057	43.797	117.9	24:16.541							
15	ALEX LLINARES					ESP							
	CUNA DE CAMPEONES					MIR RACING							
1	2:13.333	43.789	44.870	44.674	106.2	2:13.333							
2	2:02.042	33.274	43.968	44.800	116.0	4:15.375							
3	2:02.588	33.728	44.077	44.783	115.5	6:17.963							
4	2:01.726	33.690	43.891	44.145	116.3	8:19.689							
5	2:02.358	33.758	44.124	44.476	115.7	10:22.047							
6	2:03.010	33.874	44.293	44.843	115.1	12:25.057							
7	2:02.636	33.785	44.223	44.628	115.5	14:27.693							
8	2:02.057	33.715	43.903	44.439	116.0	16:29.750							
9	2:02.356	34.253	43.956	44.147	115.7	18:32.106							
10	2:01.531	33.481	43.764	44.286	116.5	20:33.637							
11	2:01.844	34.133	43.801	43.910	116.2	22:35.481							
12	2:01.824	33.779	43.646	44.399	116.2	24:37.305							
17	ENZO DUPUIS					FRA							
	JEG RACING BRS					BEON							
1	2:13.878	44.300	44.828	44.750	105.8	2:13.878							
2	2:01.121	33.213	43.703	44.205	116.9	4:14.999							
3	2:02.662	33.278	44.354	45.030	115.4	6:17.661							
4	2:01.303	33.287	43.844	44.172	116.7	8:18.964							
5	2:02.573	33.602	44.422	44.549	115.5	10:21.537							
6	2:02.881	33.861	43.819	45.201	115.2	12:24.418							



Moto4
ESBK
CARRERA 2

Análisis de sectores lentos

■ Mejor Personal							■ Mejor de la sesión							■ Cruzando por el pit lane							
Vlt.	Tiempo	Sector 1	Sector 2	Sector 3	Km/h	T. Sesión	Vlt.	Tiempo	Sector 1	Sector 2	Sector 3	Km/h	T. Sesión	Vlt.	Tiempo	Sector 1	Sector 2	Sector 3	Km/h	T. Sesión	
18 MATHIAS TAMBURINI ITA																					
IGAXTEAM BEON																					
7	2:02.394	33.730	44.297	44.367	115.7	14:26.812	4	2:01.974	33.663	43.952	44.359	116.1	8:18.727	10	2:00.898	33.196	43.570	43.829	116.7	18:31.532	
8	2:03.386	33.623	45.401	44.362	114.8	16:30.198	5	2:02.276	33.672	44.256	44.348	115.8	10:21.003	11	2:01.458	33.509	43.775	44.174	116.6	22:33.888	
9	2:01.334	33.935	43.570	43.829	116.7	18:31.532	6	2:05.409	33.946	43.926	47.537	112.9	12:26.412	12	2:01.068	33.397	43.586	44.085	116.9	24:34.956	
10	2:00.898	33.196	43.570	43.829	116.7	18:31.532	7	2:01.097	33.233	43.566	44.298	116.9	14:27.509								
11	2:01.458	33.509	43.775	44.174	116.6	22:33.888	8	2:01.606	33.374	43.699	44.533	116.4	16:29.115								
12	2:01.068	33.397	43.586	44.085	116.9	24:34.956	9	2:01.803	33.928	43.952	43.923	116.2	18:30.918								
							10	2:01.532	33.582	43.618	44.332	116.5	20:32.450								
							11	2:01.491	33.664	43.433	44.394	116.5	22:33.941								
							12	2:01.098	33.524	43.536	44.038	116.9	24:35.039								
19 LORENZO MOHEDANO ESP																					
TCM TEAM MIR RACING																					
1	2:07.469	40.436	43.552	43.481	111.1	2:07.469	1	2:10.652	42.503	43.779	44.370	108.4	2:10.652	1	2:14.028	43.948	44.907	45.173	105.6	2:14.028	
2	1:59.421	33.060	43.070	43.291	118.6	4:06.890	2	2:01.008	33.138	43.772	44.098	117.0	4:11.660	2	2:02.642	33.672	44.005	44.965	115.4	4:16.670	
3	1:58.535	32.807	42.535	43.193	119.4	6:05.425	3	2:01.916	33.145	44.272	44.499	116.1	6:16.435	3	2:04.299	34.235	44.544	45.520	113.9	6:20.969	
4	1:58.389	32.899	42.553	42.937	119.6	8:03.814	4	2:01.978	33.707	43.873	44.398	116.1	8:18.413	4	2:05.214	34.842	44.867	45.505	113.1	8:26.183	
5	1:58.646	32.823	42.502	43.321	119.3	10:02.460	5	2:02.745	33.644	44.591	44.510	115.4	10:21.158	5	2:05.334	34.903	44.971	45.460	113.0	10:31.517	
6	1:58.602	32.754	42.674	43.174	119.4	12:01.062	6	2:02.959	33.665	44.249	45.045	115.2	12:24.117	6	2:05.204	35.039	44.762	45.403	113.1	12:36.721	
7	1:59.287	33.177	42.603	43.507	118.7	14:00.349	7	2:02.385	33.824	44.030	44.531	115.7	14:26.502	7	2:05.510	34.999	44.629	45.882	112.8	14:42.231	
8	1:59.654	33.559	42.858	43.237	118.3	16:00.003	8	2:02.119	33.764	44.092	44.263	115.9	16:28.621	8	2:06.621	35.027	44.802	46.792	111.8	16:48.852	
9	1:58.642	32.832	42.696	43.114	119.3	17:58.645	9	2:02.080	33.849	43.970	44.261	116.0	18:30.701	9	2:06.104	34.997	45.313	45.794	112.3	18:54.956	
10	1:58.690	32.765	42.686	43.239	119.3	19:57.335	10	2:01.469	33.519	43.744	44.206	116.6	20:32.170	10	2:05.680	35.182	44.956	45.542	112.7	21:00.636	
11	1:59.132	32.865	42.993	43.274	118.8	21:56.467	11	2:01.312	33.501	43.702	44.109	116.7	22:33.482	11	2:05.764	34.950	44.669	46.145	112.6	23:06.400	
12	1:59.649	33.277	42.998	43.374	118.3	23:56.116	12	2:01.127	33.627	43.591	43.909	116.9	24:34.609	12	2:06.329	35.281	45.037	46.011	112.1	25:12.729	
20 IKER RODRIGUEZ ESP																					
IGAXTEAM BEON																					
1	2:08.798	40.732	44.254	43.812	109.9	2:08.798	1	2:12.574	42.623	45.189	44.762	106.8	2:12.574	1	2:08.798	40.732	44.254	43.812	109.9	2:08.798	
2	2:00.875	33.061	43.676	44.138	117.1	4:09.673	2	2:01.945	33.226	44.237	44.482	116.1	4:14.519	2	2:00.875	33.061	43.676	44.138	117.1	4:09.673	
3	2:01.270	33.320	44.137	43.813	116.8	6:10.943	3	2:01.916	33.145	44.272	44.499	116.1	6:16.435	3	2:01.270	33.320	44.137	43.813	116.8	6:10.943	
4	2:00.128	33.322	43.218	43.588	117.9	8:11.071	4	2:01.978	33.707	43.873	44.398	116.1	8:18.413	4	2:00.128	33.322	43.218	43.588	117.9	8:11.071	
5	2:00.894	33.298	43.769	43.827	117.1	10:11.965	5	2:02.745	33.644	44.591	44.510	115.4	10:21.158	5	2:00.894	33.298	43.769	43.827	117.1	10:11.965	
6	2:00.998	34.108	43.317	43.573	117.0	12:12.963	6	2:02.959	33.665	44.249	45.045	115.2	12:24.117	6	2:00.998	34.108	43.317	43.573	117.0	12:12.963	
7	2:01.208	33.489	43.927	43.792	116.8	14:14.171	7	2:02.385	33.824	44.030	44.531	115.7	14:26.502	7	2:01.208	33.489	43.927	43.792	116.8	14:14.171	
8	2:00.203	33.215	43.314	43.674	117.8	16:14.374	8	2:02.119	33.764	44.092	44.263	115.9	16:28.621	8	2:00.203	33.215	43.314	43.674	117.8	16:14.374	
9	2:01.150	33.497	43.777	43.876	116.9	18:15.524	9	2:02.080	33.849	43.970	44.261	116.0	18:30.701	9	2:01.150	33.497	43.777	43.876	116.9	18:15.524	
10	2:00.257	33.244	43.478	43.535	117.7	20:15.781	10	2:01.469	33.519	43.744	44.206	116.6	20:32.170	10	2:00.257	33.244	43.478	43.535	117.7	20:15.781	
11	2:00.211	33.078	43.423	43.710	117.8	22:15.992	11	2:01.312	33.501	43.702	44.109	116.7	22:33.482	11	2:00.211	33.078	43.423	43.710	117.8	22:15.992	
12	2:00.054	33.230	43.326	43.498	117.9	24:16.046	12	2:01.127	33.627	43.591	43.909	116.9	24:34.609	12	2:00.054	33.230	43.326	43.498	117.9	24:16.046	
26 ALBERTO ENRIQUEZ ESP																					
CUNA DE CAMPEONES MIR RACING																					
1	2:10.652	42.503	43.779	44.370	108.4	2:10.652	1	2:12.574	42.623	45.189	44.762	106.8	2:12.574	1	2:10.652	42.503	43.779	44.370	108.4	2:10.652	
2	2:01.008	33.138	43.772	44.098	117.0	4:11.660	2	2:01.945	33.226	44.237	44.482	116.1	4:14.519	2	2:01.008	33.138	43.772	44.098	117.0	4:11.660	
3	2:00.875	33.181	43.353	44.341	117.1	6:12.535	3	2:01.916	33.145	44.272	44.499	116.1	6:16.435	3	2:00.875	33.181	43.353	44.341	117.1	6:12.535	
4	2:01.203	33.262	43.696	44.245	116.8	8:13.738	4	2:01.978	33.707	43.873	44.398	116.1	8:18.413	4	2:01.203	33.262	43.696	44.245	116.8	8:13.738	
27 RICCARDO MICHIELIN ITA																					
MRE TALENT BEON																					
1	2:12.574	42.623	45.189	44.762	106.8	2:12.574	1	2:12.574	42.623	45.189	44.762	106.8	2:12.574	1	2:12.574	42.623	45.189	44.762	106.8	2:12.574	
2	2:01.945	33.226	44.237	44.482	116.1	4:14.519	2	2:01.945	33.226	44.237	44.482	116.1	4:14.519	2	2:01.945	33.226	44.237	44.482	116.1	4:14.519	
3	2:01.916	33.145	44.272	44.499	116.1	6:16.435	3	2:01.916	33.145	44.272	44.499	116.1	6:16.435	3	2:01.916	33.145	44.272	44.499	116.1	6:16.435	
4	2:01.978	33.707	43.873	44.398	116.1	8:18.413	4	2:01.978	33.707	43.873	44.398	116.1	8:18.413	4	2:01.978	33.707	43.873	44.398	116.1	8:18.413	
5	2:02.745	33.644	44.591	44.510	115.4	10:21.158	5	2:02.745	33.644	44.591	44.510	115.4	10:21.158	5	2:02.745	33.644	44.591	44.510	115.4	10:21.158	
6	2:02.959	33.665	44.249	45.045	115.2	12:24.117	6	2:02.959	33.665	44.249	45.045	115.2	12:24.117	6	2:02.959	33.665	44.249	45.045	115.2	12:24.117	
7	2:02.385	33.824	44.030	44.531	115.7	14:26.502	7	2:02.385	33.824	44.030	44.531	115.7	14:26.502	7	2:02.385	33.824	44.030	44.531	115.7	14:26.502	
8	2:02.119	33.764	44.092	44.263	115.9	16:28.621	8	2:02.119	33.764	44.092	44.263	115.9	16:28.621	8	2:02.119	33.764	44.092	44.263	115.9	16:28.621	
9	2:02.080	33.849	43.970	44.261	116.0	18:30.701	9	2:02.080	33.849	43.970	44.261	116.0	18:30.701	9	2:02.080	33.849	43.970	44.261	116.0	18:30.701	
10	2:01.469	33.519	43.744	44.206	116.6	20:32.170	10	2:01.469	33.519	43.744	44.206	116.6	20:32.170	10	2:01.469	33.519	43.744	44.206	116.6	20:32.170	
11	2:01.312	33.501	43.702	44.109	116.7	22:33.482	11	2:01.312	33.501	43.702	44.109	116.7	22:33.482	11	2:01.312	33.501	43.702	44.109	116.7	22:33.482	
12	2:01.127	33.627	43.591	43.909	116.9	24:34.609	12	2:01.127	33.627	43.591	43.909	116.9	24:34.609	12	2:01.127	33.627	43.591	43.909	116.9	24:34.609	
29 ADRIAN MOLINA ESP																					
GV STRATOS BY GAS DONKEY																					
1	2:11.842	43.112	44.378	44.352	107.4	2:11.842	1	2:11.842	43.112	44.378	44.352	107.4	2:11.842	1	2:11.842	43.112	44.378	44.352	107.4	2:11.842	
2	2:02.416	33.734	44.279																		



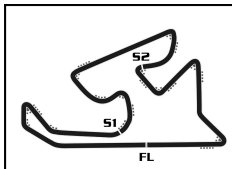
Moto4
ESBK
CARRERA 2

CIRCUITO DE NAVARRA 3.933 m.

Análisis de sectores lentos

■ Mejor Personal ■ Mejor de la sesión ■ Cruzando por el pit lane

Vlt.	Tiempo	Sector 1	Sector 2	Sector 3	Km/h	T. Sesión	Vlt.	Tiempo	Sector 1	Sector 2	Sector 3	Km/h	T. Sesión
9	2:00.377	33.414	43.393	43.570	117.6	18:15.677	6	1:59.343	32.805	43.310	43.228	118.6	12:01.473
10	2:00.474	33.413	43.419	43.642	117.5	20:16.151	7	1:58.930	33.067	42.849	43.014	119.1	14:00.403
11	2:00.135	33.201	43.301	43.633	117.9	22:16.286	8	1:58.876	32.697	42.947	43.232	119.1	15:59.279
12	2:00.628	33.156	43.479	43.993	117.4	24:16.914	9	1:57.371	32.781	41.997	42.593	120.6	17:56.650
43	LUIS M. LOPEZ						10	1:58.392	32.731	42.680	42.981	119.6	19:55.042
	CUENA DE CAMPEONES						11	1:58.956	33.232	42.793	42.931	119.0	21:53.998
							12	1:57.680	32.671	42.319	42.690	120.3	23:51.678
							55	MICHAEL L. SANCHEZ					
1	2:09.167	41.556	43.725	43.886	109.6	2:09.167		AUSTIN RACING VHC LIQUI MOLY					USA
2	2:00.738	32.842	43.701	44.195	117.3	4:09.905							CORSE
3	2:00.573	33.298	43.414	43.861	117.4	6:10.478	1	2:08.050	41.016	43.345	43.689	110.6	2:08.050
4	2:00.545	33.617	42.996	43.932	117.5	8:11.023	2	1:59.023	32.785	42.974	43.264	119.0	4:07.073
5	2:00.857	33.667	43.168	44.022	117.2	10:11.880	3	1:58.745	32.741	42.709	43.295	119.2	6:05.818
6	2:01.151	33.955	43.217	43.979	116.9	12:13.031	4	1:58.678	32.835	42.895	42.948	119.3	8:04.496
7	2:01.409	33.550	43.661	44.198	116.6	14:14.440	5	1:58.522	32.596	42.849	43.077	119.5	10:03.018
8	2:00.329	33.332	43.255	43.742	117.7	16:14.769	6	1:58.595	32.501	42.909	43.185	119.4	12:01.613
9	2:00.872	33.363	43.386	44.123	117.1	18:15.641	7	1:58.661	32.821	42.779	43.061	119.3	14:00.274
10	2:00.213	33.350	43.036	43.827	117.8	20:15.854	8	1:59.483	32.802	42.889	43.792	118.5	15:59.757
11	2:00.451	33.160	43.047	44.244	117.5	22:16.305	9	1:58.242	32.792	42.487	42.963	119.7	17:57.999
12	2:00.230	33.249	43.253	43.728	117.8	24:16.535	10	1:59.245	32.712	43.301	43.232	118.7	19:57.244
46	ALVARO LUCAS						11	1:59.475	32.633	43.611	43.231	118.5	21:56.719
	MRE TALENT						12	1:59.394	33.152	43.258	42.984	118.6	23:56.113
							57	MASON FOSTER					
1	2:07.459	40.859	43.258	43.342	111.1	2:07.459		BRP RACING					GBR
2	1:59.081	32.865	43.122	43.094	118.9	4:06.540							BEON
3	1:58.588	32.713	42.728	43.147	119.4	6:05.128	1	2:08.919	41.326	43.533	44.060	109.8	2:08.919
4	1:58.629	32.963	42.592	43.074	119.4	8:03.757	2	2:01.118	33.315	43.527	44.276	116.9	4:10.037
5	1:58.649	32.968	42.544	43.137	119.3	10:02.406	3	2:01.200	33.559	43.613	44.028	116.8	6:11.237
6	1:58.514	32.635	42.693	43.186	119.5	12:00.920	4	2:01.968	33.502	44.527	43.939	116.1	8:13.205
7	1:58.355	32.832	42.674	42.849	119.6	13:59.275	5	2:00.737	33.471	43.274	43.992	117.3	10:13.942
8	1:58.210	32.799	42.585	42.826	119.8	15:57.485	6	2:01.106	33.512	43.458	44.136	116.9	12:15.048
9	1:58.576	33.046	42.704	42.826	119.4	17:56.061	7	2:00.888	33.237	43.492	44.159	117.1	14:15.936
10	1:59.148	33.060	43.047	43.041	118.8	19:55.209	8	2:00.530	33.113	43.577	43.840	117.5	16:16.466
11	1:58.492	32.944	42.693	42.855	119.5	21:53.701	9	2:01.784	33.754	44.020	44.010	116.3	18:18.250
12	1:58.025	32.882	42.495	42.648	120.0	23:51.726	10	2:00.886	33.499	43.626	43.761	117.1	20:19.136
48	ANDRES GARCIA						11	2:01.309	33.597	43.802	43.910	116.7	22:20.445
	IGAXTEAM						12	2:00.629	33.567	43.366	43.696	117.4	24:21.074
							64	CARMELO BELLUZZO					
1	2:06.921	40.320	43.396	43.205	111.6	2:06.921		ETG RACING					ITA
2	1:59.457	32.955	43.253	43.249	118.5	4:06.378							BEON
3	1:58.676	32.749	42.704	43.223	119.3	6:05.054	1	2:10.092	42.059	43.893	44.140	108.8	2:10.092
4	1:58.940	32.897	42.943	43.100	119.0	8:03.994	2	2:01.330	33.378	43.828	44.124	116.7	4:11.422
5	1:58.545	32.820	42.663	43.062	119.4	10:02.539	3	2:00.762	33.001	43.677	44.084	117.2	6:12.184
6	1:58.655	32.759	42.755	43.141	119.3	12:01.194	4	2:00.807	33.188	43.800	43.819	117.2	8:12.991
7	1:59.131	33.133	42.714	43.284	118.9	14:00.325	5	2:00.993	33.471	43.656	43.866	117.0	10:13.984
8	1:59.453	32.933	43.025	43.495	118.5	15:59.778	6	2:01.219	33.604	43.487	44.128	116.8	12:15.203
9	1:58.477	33.134	42.518	42.825	119.5	17:58.255	7	2:00.782	33.258	43.499	44.025	117.2	14:15.985
10	1:58.619	32.612	42.700	43.307	119.4	19:56.874	8	2:00.728	33.421	43.444	43.863	117.3	16:16.713
11	1:59.382	32.778	43.193	43.411	118.6	21:56.256	9	2:01.156	33.729	43.315	44.112	116.9	18:17.869
12	1:59.793	33.286	43.267	43.240	118.2	23:56.049	10	2:01.415	33.469	43.640	44.306	116.6	20:19.284
49	IZAN RODRIGUEZ						11	2:01.394	33.444	44.031	43.919	116.6	22:20.678
	ETG RACING						12	2:00.562	33.596	43.389	43.577	117.4	24:21.240
							70	IAROSLAV KARPUSHIN					
1	2:06.834	40.230	43.198	43.406	111.6	2:06.834		AUSTIN RACING VHC LIQUI MOLY					ESP
2	1:58.554	32.803	42.717	43.034	119.4	4:05.388							CORSE
3	1:58.524	32.774	42.692	43.058	119.5	6:03.912	1	2:06.774	39.892	43.240	43.642	111.7	2:06.774
4	1:59.158	33.167	42.947	43.044	118.8	8:03.070	2	1:59.558	33.007	43.075	43.476	118.4	4:06.332
5	1:59.060	32.827	43.111	43.122	118.9	10:02.130							



Moto4
ESBK
CARRERA 2

CIRCUITO DE NAVARRA 3.933 m.

Análisis de sectores lentos

■ Mejor Personal ■ Mejor de la sesión B Cruzando por el pit lane

Vlt.	Tiempo	Sector 1	Sector 2	Sector 3	Km/h	T. Sesión	Vlt.	Tiempo	Sector 1	Sector 2	Sector 3	Km/h	T. Sesión
3	1:58.581	32.697	42.630	43.254	119.4	6:04.913							
4	1:59.250	33.309	42.923	43.018	118.7	8:04.163							
5	1:58.583	32.755	42.826	43.002	119.4	10:02.746							
6	1:58.910	32.648	43.005	43.257	119.1	12:01.656							
7	1:59.114	33.009	43.019	43.086	118.9	14:00.770							
8	1:59.024	33.011	42.886	43.127	119.0	15:59.794							
9	1:58.077	32.564	42.513	43.000	119.9	17:57.871							
10	1:59.027	32.910	43.031	43.086	119.0	19:56.898							
11	1:59.624	32.832	43.532	43.260	118.4	21:56.522							
12	1:59.469	33.274	42.796	43.399	118.5	23:55.991							

76		IZAN IBAÑEZ		ESP		
		SHM44 TEAM			MIR RACING	
1	2:11.571	42.931	44.372	44.268	107.6	2:11.571
2	2:02.361	33.575	44.327	44.459	115.7	4:13.932
3	2:03.408	33.439	44.965	45.004	114.7	6:17.340
4	2:01.590	33.418	43.840	44.332	116.4	8:18.930
5	2:02.599	33.775	44.188	44.636	115.5	10:21.529
6	2:03.133	34.110	43.728	45.295	115.0	12:24.662
7	2:02.378	33.996	44.000	44.382	115.7	14:27.040
8	2:02.028	33.984	43.887	44.157	116.0	16:29.068
9	2:02.381	34.672	43.738	43.971	115.7	18:31.449
10	2:01.406	33.706	43.863	43.837	116.6	20:32.855
11	2:01.248	33.445	43.511	44.292	116.8	22:34.103
12	2:01.089	33.492	43.594	44.003	116.9	24:35.192

88		GONÇALO MELO		PRT		
		MIGUEL OLIVEIRA RACING TEAM			BEON	
1	2:14.023	44.229	45.163	44.631	105.6	2:14.023
2	2:01.668	33.373	44.023	44.272	116.4	4:15.691
3	2:02.570	33.619	44.074	44.877	115.5	6:18.261
4	2:01.743	33.706	43.790	44.247	116.3	8:20.004
5	2:02.347	33.705	44.103	44.539	115.7	10:22.351
6	2:03.981	33.744	44.340	45.897	114.2	12:26.332
7	2:02.538	34.080	43.840	44.618	115.5	14:28.870
8	2:01.637	33.563	43.889	44.185	116.4	16:30.507
9	2:02.022	34.018	43.974	44.030	116.0	18:32.529
10	2:01.375	33.507	43.753	44.115	116.7	20:33.904
11	2:01.764	34.095	43.848	43.821	116.3	22:35.668
12	2:01.684	33.768	43.750	44.166	116.4	24:37.352

89		ERIC RUZ		ESP		
		SH44 TEAM			MIR RACING	
1	2:13.208	43.457	44.975	44.776	106.3	2:13.208
2	2:02.403	33.710	44.343	44.350	115.7	4:15.611
3	2:02.960	34.097	44.051	44.812	115.1	6:18.571
4	2:02.117	33.750	43.913	44.454	115.9	8:20.688
5	2:02.345	33.614	43.830	44.901	115.7	10:23.033
6	2:03.463	33.824	43.946	45.693	114.7	12:26.496
7	2:02.978	34.250	44.005	44.723	115.1	14:29.474
8	2:03.234	34.155	44.462	44.617	114.9	16:32.708
9	2:03.800	34.510	44.537	44.753	114.4	18:36.508
10	2:04.486	34.661	45.034	44.791	113.7	20:40.994
11	2:04.027	34.586	44.619	44.822	114.2	22:45.021
12	2:03.875	34.768	44.279	44.828	114.3	24:48.896