


PreMoto3/Promo3
ESBK
ENT. CRONOMETRADO

Vuelta a vuelta

— Vuelta invalidada ■ Mejor Personal ■ Mejor de la sesión ■ Cruzando por el pit lane

Vlt.	Tiempo	Sector 1	Sector 2	Sector 3	Km/h	T. Sesión	Vlt.	Tiempo	Sector 1	Sector 2	Sector 3	Km/h	T. Sesión	
4	RUBEN HURTADO ESP						MIR RACING	6	1:50.284	29.771	40.223	40.290	128.4	25:22.563
	TCM TEAM							7	1:52.812	31.500	40.665	40.647	125.5	27:15.375
1	24:22.689	...	46.456	44.743	9.7	24:22.689	8	1:50.104	29.808	40.024	40.272	128.6	29:05.479	
7	ENZO GIACOMINO FRA						BEON	9	1:49.936	29.844	39.799	40.293	128.8	30:55.415
	JEG RACING BRS							10	1:50.871	30.300	40.061	40.510	127.7	32:46.286
1	2:11.973	44.326	44.085	43.562	107.3	2:11.973	11	1:49.767	29.712	39.861	40.194	129.0	34:36.053	
2	1:55.335	31.325	42.057	41.953	122.8	4:07.308	12	1:49.687	29.692	39.822	40.173	129.1	36:25.740	
3	1:55.124	31.252	41.939	41.933	123.0	6:02.432	13 MARINA NAVARRO ESP							
4	1:54.647	30.956	41.733	41.958	123.5	7:57.079	TCM TEAM MIR RACING							
5	12:03.546	31.270	43.706	...	19.6	20:00.625	1	9:08.410	7:31.311	46.771	50.328	25.8	9:08.410	
6	2:06.181	40.567	43.176	42.438	112.2	22:06.806	2	12:34.713	B			18.8	21:43.123	
7	1:54.967	30.911	41.783	42.273	123.2	24:01.773	3	2:17.868	45.775	46.250	45.843	102.7	24:00.991	
8	1:56.380	32.146	42.295	41.939	121.7	25:58.153	4	2:00.862	32.771	44.026	44.065	117.1	26:01.853	
9	1:56.629	32.120	42.030	42.479	121.4	27:54.782	5	2:00.283	32.742	43.027	44.514	117.7	28:02.136	
10	1:55.617	31.195	42.152	42.270	122.5	29:50.399	6	2:00.886	32.674	43.179	45.033	117.1	30:03.022	
11	1:54.414	31.125	41.571	41.718	123.8	31:44.813	7	2:00.919	32.602	43.899	44.418	117.1	32:03.941	
12	1:54.188	31.142	41.478	41.568	124.0	33:39.001	8	1:58.869	32.556	42.682	43.631	119.1	34:02.810	
13	1:53.894	31.060	41.435	41.399	124.3	35:32.895	9	1:58.546	32.421	42.710	43.415	119.4	36:01.356	
14	1:53.591	30.954	41.269	41.368	124.6	37:26.486	14 EDUARDO GUTIERREZ ESP							
9 ELLIOT KASSIGIAN FRA							SHM44 TEAM BEON							
CUNA DE CAMPEONES MIR RACING							1	4:09.102	2:38.110	49.181	41.811	56.8	4:09.102	
1	2:59.429	1:32.237	43.426	43.766	78.9	2:59.429	2	1:52.445	30.474	40.803	41.168	125.9	6:01.547	
2	1:57.520	32.293	42.351	42.876	120.5	4:56.949	3	1:51.917	30.414	40.796	40.707	126.5	7:53.464	
3	1:56.727	32.002	42.037	42.688	121.3	6:53.676	4	13:33.593	B	31.379	44.873	...	17.4	21:27.057
4	1:56.942	31.965	42.428	42.549	121.1	8:50.618	5	2:05.701	38.955	44.736	42.010	112.6	23:32.758	
5	11:36.095	B			20.3	20:26.713	6	1:52.959	30.286	41.528	41.145	125.3	25:25.717	
6	2:09.298	42.179	43.833	43.286	109.5	22:36.011	7	1:52.136	30.305	40.916	40.915	126.3	27:17.853	
7	1:57.096	32.200	42.266	42.630	120.9	24:33.107	8	1:51.981	30.330	40.794	40.857	126.4	29:09.834	
8	1:56.367	31.906	41.863	42.598	121.7	26:29.474	9	1:51.754	30.353	40.578	40.823	126.7	31:01.588	
9	1:55.928	31.873	41.568	42.487	122.1	28:25.402	10	1:54.038	31.447	41.582	41.009	124.2	32:55.626	
10	1:56.019	31.772	41.752	42.495	122.0	30:21.421	11	1:55.161	30.401	43.969	40.791	122.9	34:50.787	
11	1:55.991	31.781	41.591	42.619	122.1	32:17.412	12	1:51.417	30.259	40.565	40.593	127.1	36:42.204	
12	1:55.237	31.706	41.333	42.198	122.9	34:12.649	15 MARTIM M. RAMOS PRT							
13	1:54.909	31.574	41.276	42.059	123.2	36:07.558	YAMAHA / ALVESBANDERIA / TRT BEON							
10 AFONSO ALMEIDA PRT							1	2:12.026	42.698	44.372	44.956	107.2	2:12.026	
MIGUEL OLIVEIRA RACING TEAM BEON							2	1:56.443	31.812	42.338	42.293	121.6	4:08.469	
1	2:19.358	51.876	44.403	43.079	101.6	2:19.358	3	1:54.794	30.901	41.979	41.914	123.3	6:03.263	
2	1:54.745	30.848	42.406	41.491	123.4	4:14.103	4	1:54.380	31.003	41.536	41.841	123.8	7:57.643	
3	1:52.658	30.235	41.378	41.045	125.7	6:06.761	5	12:04.662	B	30.885	48.448	...	19.5	20:02.305
4	1:53.135	30.250	41.758	41.127	125.1	7:59.896	6	2:04.546	39.486	42.999	42.061	113.7	22:06.851	
5	12:00.177	B	32.320		19.7	20:00.073	7	1:54.934	30.996	42.002	41.936	123.2	24:01.785	
6	2:04.051	39.814	42.756	41.481	114.1	22:04.124	8	1:54.624	31.045	41.338	42.241	123.5	25:56.409	
7	1:53.591	30.710	41.369	41.512	124.6	23:57.715	9	1:54.073	30.810	41.650	41.613	124.1	27:50.482	
8	1:53.011	30.498	41.291	41.222	125.3	25:50.726	10	2:18.780	B	33.046	43.873	1:01.861	102.0	30:09.262
9	1:52.572	30.456	41.072	41.044	125.8	27:43.298	11	2:07.087	41.561	42.945	42.581	111.4	32:16.349	
11 DAVID GONZALEZ ESP							12	1:54.458	31.214	41.698	41.546	123.7	34:10.807	
CUNA DE CAMPEONES MIR RACING							13	1:53.747	30.974	41.347	41.426	124.5	36:04.554	
1	4:07.977	2:45.670	41.129	41.178	57.1	4:07.977	16 JOEL PONS ESP							
2	1:52.387	30.666	40.825	40.896	126.0	6:00.364	CUNA DE CAMPEONES MIR RACING							
3	1:50.475	29.654	40.336	40.485	128.2	7:50.839	1	2:58.640	1:31.619	43.644	43.377	79.3	2:58.640	
4	13:34.924	B	29.836	45.392	...	17.4	21:25.763	2	1:56.598	31.599	42.518	42.481	121.4	4:55.238
5	2:06.516	40.001	44.771	41.744	111.9	23:32.279	3	1:54.953	31.421	41.683	41.849	123.2	6:50.191	




PreMoto3/Promo3
ESBK
ENT. CRONOMETRADO

Vuelta a vuelta

— Vuelta invalidada ■ Mejor Personal ■ Mejor de la sesión ■ Cruzando por el pit lane

Vlt.	Tiempo	Sector 1	Sector 2	Sector 3	Km/h	T. Sesión	Vlt.	Tiempo	Sector 1	Sector 2	Sector 3	Km/h	T. Sesión	
17	PEDRO ALOMAR ESP							25	JESUS TORRES ESP					
IGAXTEAM						BEON	CUNA DE CAMPEONES TORRES11						MIR RACING	
1	3:33.303	2:09.408	42.304	41.591	66.4	3:33.303	1	2:38.551	1:11.392	44.050	43.109	89.3	2:38.551	
2	1:53.110	30.764	41.146	41.200	125.2	5:26.413	2	1:56.359	31.771	42.125	42.463	121.7	4:34.910	
3	1:51.868	30.386	40.665	40.817	126.6	7:18.281	3	1:55.443	31.503	41.758	42.182	122.6	6:30.353	
4	19:52.943 B	30.400			11.9	27:11.224	4	1:55.517	31.431	41.777	42.309	122.6	8:25.870	
5	2:05.056	41.005	42.026	42.025	113.2	29:16.280	5	11:39.383 B	35.326			20.2	20:05.253	
6	1:51.578	30.191	40.732	40.655	126.9	31:07.858	6	2:06.074	40.446	43.030	42.598	112.3	22:11.327	
7	1:51.297	30.226	40.665	40.406	127.2	32:59.155	7	1:55.312	31.397	41.898	42.017	122.8	24:06.639	
8	1:50.828	29.955	40.489	40.384	127.8	34:49.983	8	1:58.602	33.384	43.206	42.012	119.4	26:05.241	
9	1:50.654	30.026	40.374	40.254	128.0	36:40.637	9	1:55.167	31.475	41.537	42.155	122.9	28:00.408	
20	LUCAS MOHEDANO ESP							26	REMY SANJUAN FRA					
TCM TEAM						MIR RACING	MÉCAPROJETS TEAM ADO						BEON	
1	5:48.149	4:12.721	48.142	47.286	40.7	5:48.149	1	2:35.279	1:08.318	44.178	42.783	91.2	2:35.279	
2	2:03.052	33.762	44.668	44.622	115.1	7:51.201	2	1:55.775	31.371	42.566	41.838	122.3	4:31.054	
3	13:49.306B	33.176	47.117	...	17.1	21:40.507	3	3:10.422B	30.944	41.821	1:57.657	74.4	7:41.476	
4	2:17.118	45.587	47.140	44.391	103.3	23:57.625	4	19:13.190 B	38.058			12.3	26:54.666	
5	2:00.015	32.684	43.516	43.815	118.0	25:57.640	5	2:06.394	40.880	43.586	41.928	112.0	29:01.060	
6	2:00.019	32.728	43.731	43.560	118.0	27:57.659	6	1:54.296	30.855	42.057	41.384	123.9	30:55.356	
7	2:00.721	32.830	44.285	43.606	117.3	29:58.380	7	1:53.667	30.729	41.697	41.241	124.6	32:49.023	
8	1:59.396	32.492	43.235	43.669	118.6	31:57.776								
9	1:59.911	32.786	43.719	43.406	118.1	33:57.687								
10	1:59.487	32.764	43.236	43.487	118.5	35:57.174								
22	ALEJANDRA FERNANDEZ ESP							28	VALENTIN PERRONE ARG					
CUNA DE CAMPEONES						MIR RACING	CUNA DE CAMPEONES						MIR RACING	
1	2:11.970	43.326	44.448	44.196	107.3	2:11.970	1	2:49.185	1:21.213	44.330	43.642	83.7	2:49.185	
2	1:57.337	32.246	42.749	42.342	120.7	4:09.307	2	1:57.001	32.009	42.265	42.727	121.0	4:46.186	
3	1:55.859	31.275	42.109	42.475	122.2	6:05.166	3	1:55.818	31.651	41.915	42.252	122.3	6:42.004	
4	1:56.340	31.656	42.299	42.385	121.7	8:01.506	4	1:55.523	31.706	41.802	42.015	122.6	8:37.527	
5	12:02.637 B	31.517			19.6	20:04.143	5	11:40.709 B	33.445			20.2	20:18.236	
6	2:06.229	40.072	43.419	42.738	112.2	22:10.372	6	2:04.856	40.785	42.069	42.002	113.4	22:23.092	
7	1:56.618	31.758	42.681	42.179	121.4	24:06.990	7	1:55.170	31.596	41.804	41.770	122.9	24:18.262	
8	1:55.443	31.497	41.842	42.104	122.6	26:02.433	8	1:54.577	31.434	41.435	41.708	123.6	26:12.839	
9	1:56.147	31.839	41.683	42.625	121.9	27:58.580	9	1:54.654	31.352	41.413	41.889	123.5	28:07.493	
10	2:01.595	32.981	45.810	42.804	116.4	30:00.175	10	1:55.404	31.500	41.619	42.285	122.7	30:02.897	
11	1:55.924	31.618	42.013	42.293	122.1	31:56.099	11	1:54.889	31.392	41.481	42.016	123.2	31:57.786	
12	1:59.771	34.180	42.978	42.613	118.2	33:55.870	12	2:21.306B	31.942	42.768	1:06.596	100.2	34:19.092	
13	1:55.611	31.529	42.009	42.073	122.5	35:51.481	13	2:00.886	36.665	42.137	42.084	117.1	36:19.978	
23	MIGUEL RODRIGUEZ ESP							29	RANDY TRUCHOT FRA					
CUNA DE CAMPEONES						MIR RACING	BS RACING						BEON	
1	2:37.511	1:11.056	43.513	42.942	89.9	2:37.511	1	2:45.243	1:12.855	46.678	45.710	85.7	2:45.243	
2	1:56.396	31.505	42.406	42.485	121.6	4:33.907	2	2:01.418	32.538	44.496	44.384	116.6	4:46.661	
3	1:55.770	31.357	42.116	42.297	122.3	6:29.677	3	2:00.737	32.506	44.396	43.835	117.3	6:47.398	
4	1:56.430	31.314	43.044	42.072	121.6	8:26.107	4	1:59.044	32.097	43.598	43.349	118.9	8:46.442	
5	12:10.160 B	31.303			19.4	20:36.267	5	12:26.472 B				19.0	21:12.914	
6	2:07.144	39.149	45.328	42.667	111.4	22:43.411	6	2:09.364	40.715	44.924	43.725	109.4	23:22.278	
7	1:55.849	31.627	42.051	42.171	122.2	24:39.260	7	1:58.253	31.737	43.278	43.238	119.7	25:20.531	
8	1:55.325	31.474	41.805	42.046	122.8	26:34.585	8	1:57.555	31.733	42.935	42.887	120.4	27:18.086	
9	1:55.548	31.363	42.090	42.095	122.5	28:30.133	9	1:58.127	31.760	43.120	43.247	119.9	29:16.213	
10	1:54.926	31.278	41.737	41.911	123.2	30:25.059	10	2:00.775	33.968	42.769	44.038	117.2	31:16.988	
11	1:54.993	31.288	41.750	41.955	123.1	32:20.052	11	1:57.188	31.516	42.699	42.973	120.8	33:14.176	
12	1:54.776	31.159	41.477	42.140	123.4	34:14.828	12	1:56.847	31.596	42.242	43.009	121.2	35:11.023	
13	1:55.444	31.188	42.347	41.909	122.6	36:10.272								




PreMoto3/Promo3
ESBK
ENT. CRONOMETRADO

Vuelta a vuelta

— Vuelta invalidada ■ Mejor Personal ■ Mejor de la sesión B Cruzando por el pit lane

Vlt.	Tiempo	Sector 1	Sector 2	Sector 3	Km/h	T. Sesión	Vlt.	Tiempo	Sector 1	Sector 2	Sector 3	Km/h	T. Sesión
33 ENZO HOARAU FRA													
BS RACING BEON													
1	2:20.494	55.220	42.774	42.500	100.8	2:20.494	5	2:06.611	39.921	44.778	41.912	111.8	23:32.242
2	1:54.391	30.646	42.144	41.601	123.8	4:14.885	6	1:53.261	30.552	41.613	41.096	125.0	25:25.503
3	1:53.209	30.439	41.419	41.351	125.1	6:08.094	7	1:52.632	30.413	41.469	40.750	125.7	27:18.135
4	1:59.148	32.377	44.957	41.814	118.8	8:07.242	8	1:52.098	30.565	40.951	40.582	126.3	29:10.233
5	13:02.475 B	30.627			18.1	21:09.717	9	1:52.023	30.490	40.877	40.656	126.4	31:02.256
6	2:06.199	40.086	44.384	41.729	112.2	23:15.916	10	1:52.360	30.569	41.074	40.717	126.0	32:54.616
7	1:54.241	30.815	42.064	41.362	123.9	25:10.157	11	1:59.916	32.708	45.515	41.693	118.1	34:54.532
8	2:05.221	31.308	51.079	42.834	113.1	27:15.378	12	1:52.268	30.605	40.938	40.725	126.1	36:46.800
9	1:52.861	30.755	41.154	40.952	125.5	29:08.239							
10	1:55.625	32.947	41.742	40.936	122.5	31:03.864							
11	1:52.405	30.435	41.295	40.675	126.0	32:56.269							
12	1:52.145	30.310	41.092	40.743	126.3	34:48.414							
13	1:52.275	30.565	40.870	40.840	126.1	36:40.689							
34 EITAN G. GRAS URY													
QRG MOTOR RACING BEON													
1	2:19.480	53.420	43.136	42.924	101.5	2:19.480							
2	1:54.171	30.952	41.678	41.541	124.0	4:13.651							
3	1:52.956	30.509	41.056	41.391	125.3	6:06.607							
4	1:59.427	36.366	41.915	41.146	118.6	8:06.034							
5	11:56.869 B	30.043			19.8	20:02.903							
6	2:04.896	40.044	43.375	41.477	113.4	22:07.799							
7	1:53.048	30.200	41.458	41.390	125.2	24:00.847							
8	1:52.144	30.085	41.076	40.983	126.3	25:52.991							
9	1:51.897	30.182	40.809	40.906	126.5	27:44.888							
10	1:52.071	30.137	40.934	41.000	126.3	29:36.959							
11	1:52.310	30.222	40.972	41.116	126.1	31:29.269							
12	1:52.123	30.287	40.861	40.975	126.3	33:21.392							
13	1:51.779	30.222	40.662	40.895	126.7	35:13.171							
14	1:51.871	30.010	40.885	40.976	126.6	37:05.042							
35 MIGUEL BERNAL ESP													
CORSE FACTORY RACING TEAM CORSE													
1	2:39.756	1:11.710	44.876	43.170	88.6	2:39.756							
2	1:56.570	31.990	42.278	42.302	121.5	4:36.326							
3	1:56.408	31.733	42.273	42.402	121.6	6:32.734							
4	1:56.195	31.810	42.080	42.305	121.9	8:28.929							
5	11:34.339 B	34.318			20.4	20:03.268							
6	2:06.833	40.232	43.801	42.800	111.6	22:10.101							
7	1:56.348	31.784	42.324	42.240	121.7	24:06.449							
8	1:55.727	31.701	41.903	42.123	122.3	26:02.176							
9	1:55.902	31.637	41.813	42.452	122.2	27:58.078							
10	2:03.409	31.978	46.598	44.833	114.7	30:01.487							
11	1:56.290	31.827	41.826	42.637	121.8	31:57.777							
12	1:56.962	32.121	42.319	42.522	121.1	33:54.739							
13	1:55.967	31.694	42.235	42.038	122.1	35:50.706							
44 MARK PEREZ ESP													
CUNA DE CAMPEONES MIR RACING													
1	4:02.405	2:36.272	43.701	42.432	58.4	4:02.405							
2	1:54.816	31.261	41.957	41.598	123.3	5:57.221							
3	1:56.242	30.863	43.912	41.467	121.8	7:53.463							
4	13:32.168 B	31.207	44.500	...	17.4	21:25.631							
45 ALEX LONGARELA ESP													
IGAXTEAM BEON													
1	3:16.206	1:51.261	43.365	41.580	72.2	3:16.206							
2	1:52.362	30.683	40.966	40.713	126.0	5:08.568							
3	1:51.588	30.377	40.677	40.534	126.9	7:00.156							
4	1:53.114	30.406	41.969	40.739	125.2	8:53.270							
5	12:11.499 B				19.4	21:04.769							
6	2:03.829	40.335	42.478	41.016	114.3	23:08.598							
7	1:51.588	30.368	40.850	40.370	126.9	25:00.186							
8	1:50.635	30.056	40.327	40.252	128.0	26:50.821							
9	1:50.866	30.251	40.291	40.324	127.7	28:41.687							
10	1:50.712	30.196	40.328	40.188	127.9	30:32.399							
11	1:50.324	29.986	40.178	40.160	128.3	32:22.723							
12	1:50.306	29.872	40.250	40.184	128.4	34:13.029							
13	1:50.028	29.915	40.072	40.041	128.7	36:03.057							
54 JESUS RIOS ESP													
MRE TALENT BEON													
1	5:45.709 B	42.384	43.953	4:19.372	41.0	5:45.709							
2	2:19.662	56.939	41.796	40.927	101.4	8:05.371							
3	13:57.133 B	29.990	...	41.447	16.9	22:02.504							
4	1:51.496	30.525	40.601	40.370	127.0	23:54.000							
5	1:50.618	30.392	40.097	40.129	128.0	25:44.618							
6	1:49.885	30.054	39.724	40.107	128.9	27:34.503							
7	1:51.765	30.116	40.545	41.104	126.7	29:26.268							
8	1:50.169	30.047	39.739	40.383	128.5	31:16.437							
9	1:52.604	30.050	39.827	42.727	125.7	33:09.041							
10	1:49.622	30.044	39.659	39.919	129.2	34:58.663							
11	1:49.366	29.940	39.720	39.706	129.5	36:48.029							
65 IZAN CURIA ESP													
TEMA CURIA/SEMILLAS AZTECA BEON													
1	2:27.967	56.761	46.411	44.795	95.7	2:27.967							
2	1:57.787	32.156	43.247	42.384	120.2	4:25.754							
3	1:55.592	31.791	42.110	41.691	122.5	6:21.346							
4	1:55.763	31.502	41.716	42.545	122.3	8:17.109							
5	11:44.760 B	31.237			20.1	20:01.869							
6	2:07.148	41.267	43.942	41.939	111.4	22:09.017							
7	1:54.962	31.060	42.437	41.465	123.2	24:03.979							
8	1:54.191	31.127	41.844	41.220	124.0	25:58.170							
9	1:54.201	31.519	41.536	41.146	124.0	27:52.371							
10	1:55.431	31.301	42.692	41.438	122.7	29:47.802							
11	1:55.031	31.596	42.020	41.415	123.1	31:42.833							
12	1:53.753	31.136	41.464	41.153	124.5	33:36.586							
13	1:53.732	30.904	41.745	41.083	124.5	35:30.318							
14	1:53.548	31.218	41.069	41.261	124.7	37:23.866							



PreMoto3/Promo3
ESBK
ENT. CRONOMETRADO

Vuelta a vuelta

— Vuelta invalidada ■ Mejor Personal ■ Mejor de la sesión ■ Cruzando por el pit lane

Vlt.	Tiempo	Sector 1	Sector 2	Sector 3	Km/h	T. Sesión	Vlt.	Tiempo	Sector 1	Sector 2	Sector 3	Km/h	T. Sesión
71	CARLOS CANO					ESP	6	2:06.741	40.436	43.574	42.731	111.7	22:10.576
	H43 TEAM-NOBBY					BEON	7	1:56.912	31.701	42.747	42.464	121.1	24:07.488
1	2:19.759	48.549	44.339	46.871	101.3	2:19.759	8	1:56.981	31.872	42.189	42.920	121.0	26:04.469
2	1:54.718	30.970	42.221	41.527	123.4	4:14.477	9	1:58.257	32.037	43.505	42.715	119.7	28:02.726
3	1:52.914	30.352	41.392	41.170	125.4	6:07.391	10	1:57.543	31.907	42.923	42.713	120.5	30:00.269
4	1:53.200	30.438	41.700	41.062	125.1	8:00.591	11	1:56.929	31.810	42.194	42.925	121.1	31:57.198
5	13:11.672 B	31.921			17.9	21:12.263	12	1:57.428	32.293	42.469	42.666	120.6	33:54.626
6	2:04.155	38.736	43.743	41.676	114.0	23:16.418	13	1:56.578	31.954	42.509	42.115	121.5	35:51.204
7	1:53.761	30.537	42.048	41.176	124.5	25:10.179							
8	1:57.474	31.725	43.756	41.993	120.5	27:07.653							
9	1:53.109	30.568	41.211	41.330	125.2	29:00.762							
10	1:52.375	30.422	41.117	40.836	126.0	30:53.137							
11	1:52.179	30.335	41.043	40.801	126.2	32:45.316							
12	1:53.099	30.516	41.571	41.012	125.2	34:38.415							
13	1:52.615	30.360	41.445	40.810	125.7	36:31.030							
78	HENRI MIGNOT					FRA							
	JEG RACING BRS					BEON							
1	2:11.569	44.094	43.346	44.129	107.6	2:11.569							
2	1:54.169	31.182	41.627	41.360	124.0	4:05.738							
3	1:53.012	30.732	41.119	41.161	125.3	5:58.750							
4	1:53.220	30.753	41.313	41.154	125.1	7:51.970							
5	12:08.101 B	33.275	44.652	...	19.4	20:00.071							
6	2:06.074	40.527	43.246	42.301	112.3	22:06.145							
7	1:53.285	30.507	41.313	41.465	125.0	23:59.430							
8	1:52.533	30.659	40.969	40.905	125.8	25:51.963							
9	1:52.125	30.495	40.684	40.946	126.3	27:44.088							
10	1:52.711	30.741	40.964	41.006	125.6	29:36.799							
11	1:52.659	30.948	40.944	40.767	125.7	31:29.458							
12	1:52.524	30.471	41.002	41.051	125.8	33:21.982							
13	1:55.614	30.431	40.834	44.349	122.5	35:17.596							
14	1:52.884	30.583	41.168	41.133	125.4	37:10.480							
89	SERGIO GARCIA					ESP							
	IGAXTEAM					BEON							
1	2:27.491	1:00.059	43.580	43.852	96.0	2:27.491							
2	1:54.455	31.253	41.958	41.244	123.7	4:21.946							
3	1:53.588	31.052	41.288	41.248	124.7	6:15.534							
4	1:55.498	31.099	41.167	43.232	122.6	8:11.032							
5	12:59.147 B	31.584			18.2	21:10.179							
6	2:08.053	42.706	43.522	41.825	110.6	23:18.232							
7	1:54.685	31.126	41.594	41.965	123.5	25:12.917							
8	1:53.286	30.756	41.337	41.193	125.0	27:06.203							
9	1:53.424	31.017	41.375	41.032	124.8	28:59.627							
10	1:53.374	30.813	41.396	41.165	124.9	30:53.001							
11	1:53.367	30.849	41.242	41.276	124.9	32:46.368							
12	1:54.144	30.858	41.894	41.392	124.0	34:40.512							
13	1:52.834	30.655	41.118	41.061	125.5	36:33.346							
95	ZOLTAN KOVACS					HUN							
	CORSE FACTORY RACING TEAM					CORSE							
1	2:40.323	1:11.830	45.094	43.399	88.3	2:40.323							
2	1:57.169	31.976	42.651	42.542	120.8	4:37.492							
3	1:56.890	31.922	42.429	42.539	121.1	6:34.382							
4	1:57.238	32.050	42.498	42.690	120.8	8:31.620							
5	11:32.215 B	33.553			20.5	20:03.835							