


# SBK Junior ESBK ENT. LIBRE 1

## Vuelta a vuelta

— Vuelta invalidada    ■ Mejor Personal    ■ Mejor de la sesión    ■ Cruzando por el pit lane

Vlt.	Tiempo	Sector 1	Sector 2	Sector 3	Km/h	T. Sesión	Vlt.	Tiempo	Sector 1	Sector 2	Sector 3	Km/h	T. Sesión		
<b>2</b>	<b>NATALIA RIVERA</b>	ESP						<b>12</b>	<b>FRANCISCO RUIZ</b>	ESP					
	I+DENT RACING TEAM	YAMAHA							TEAM RACING FRAN26	KAWASAKI					
1	2:19.674	53.448	43.326	42.900	101.4	2:19.674	1	2:49.975	1:21.835	44.310	43.830	83.3	2:49.975		
2	1:55.262	31.481	41.808	41.973	122.8	4:14.936	2	1:57.722	32.251	42.612	42.859	120.3	4:47.697		
3	1:55.614	31.062	42.000	42.552	122.5	6:10.550	3	1:56.653	32.046	42.369	42.238	121.4	6:44.350		
4	1:55.268	31.525	41.612	42.131	122.8	8:05.818	4	1:56.407	32.067	42.187	42.153	121.6	8:40.757		
5	1:54.568	31.048	41.567	41.953	123.6	10:00.386	5	1:56.150	31.667	42.158	42.325	121.9	10:36.907		
6	1:55.616	31.818	41.856	41.942	122.5	11:56.002	6	1:55.409	31.576	41.843	41.990	122.7	12:32.316		
7	1:55.473	31.594	41.959	41.920	122.6	13:51.475	7	1:55.795	31.827	42.076	41.892	122.3	14:28.111		
8	1:54.812	31.325	41.533	41.954	123.3	15:46.287	8	1:55.741	31.468	42.069	42.204	122.3	16:23.852		
9	7:33.742 B	31.300	42.168	6:20.274	31.2	23:20.029	9	1:55.567	31.553	42.063	41.951	122.5	18:19.419		
10	2:02.365	38.393	41.949	42.023	115.7	25:22.394	10	2:15.253	38.770	54.375	42.108	104.7	20:34.672		
11	1:54.665	31.439	41.709	41.517	123.5	27:17.059	11	5:14.669 B	31.499	41.845	4:01.325	45.0	25:49.341		
12	1:53.745	30.960	41.139	41.646	124.5	29:10.804	12	2:09.895	39.745	45.060	45.090	109.0	27:59.236		
13	1:54.021	30.877	41.455	41.689	124.2	31:04.825	13	2:02.145	31.621	45.675	44.849	115.9	30:01.381		
14	1:53.899	31.036	41.281	41.582	124.3	32:58.724	14	2:02.965	38.741	41.871	42.353	115.1	32:04.346		
15	1:54.663	31.134	42.019	41.510	123.5	34:53.387	15	1:55.747	31.469	42.386	41.892	122.3	34:00.093		
16	1:53.540	30.889	41.017	41.634	124.7	36:46.927	16	1:55.636	31.496	42.070	42.070	122.4	35:55.729		
<b>7</b>	<b>DIEGO HERNANDO</b>	ESP						<b>18</b>	<b>IVAN MUÑOZ</b>	ESP					
	I+DENT JUNIOR RACING TEAM	YAMAHA							DEZA - BOX 77 RACING TEAM	KAWASAKI					
1	2:20.938	55.126	43.168	42.644	100.5	2:20.938	1	3:08.646	1:43.716	42.442	42.488	75.1	3:08.646		
2	1:55.643	31.689	42.002	41.952	122.4	4:16.581	2	1:56.001	31.967	41.935	42.099	122.1	5:04.647		
3	1:55.682	31.894	41.779	42.009	122.4	6:12.263	3	1:55.709	31.685	42.088	41.936	122.4	7:00.356		
4	1:56.296	32.185	41.990	42.121	121.7	8:08.559	4	1:55.388	31.781	41.744	41.863	122.7	8:55.744		
5	6:59.436 B	31.874	41.878	5:45.684	33.8	15:07.995	5	5:15.593 B	31.631	42.292	4:01.670	44.9	14:11.337		
6	2:13.063	42.547	48.117	42.399	106.4	17:21.058	6	2:14.673	37.757	41.842	55.074	105.1	16:26.010		
7	1:55.386	31.934	41.431	42.021	122.7	19:16.444	7	1:55.517	31.920	41.880	41.717	122.6	18:21.527		
8	1:55.560	31.946	41.675	41.939	122.5	21:12.004	8	1:55.388	31.861	41.571	41.956	122.7	20:16.915		
9	1:55.081	31.874	41.777	41.430	123.0	23:07.085	9	1:55.330	31.965	41.509	41.856	122.8	22:12.245		
10	1:57.378	33.431	42.167	41.780	120.6	25:04.463	10	1:55.487	32.117	41.519	41.851	122.6	24:07.732		
11	1:54.920	31.569	41.500	41.851	123.2	26:59.383	11	1:55.043	31.812	41.489	41.742	123.1	26:02.775		
12	2:02.569	31.861	46.471	44.237	115.5	29:01.952	12	5:57.708 B	33.448	43.833	4:40.427	39.6	32:00.483		
13	2:03.964	34.658	47.269	42.037	114.2	31:05.916	13	1:59.660	36.568	41.495	41.597	118.3	34:00.143		
14	3:38.491 B	31.534	41.716	2:25.241	64.8	34:44.407	14	1:55.757	31.386	41.849	42.522	122.3	35:55.900		
15	2:06.075	42.774	41.662	41.639	112.3	36:50.482									
<b>11</b>	<b>ELMER LIRA</b>	CRI						<b>19</b>	<b>ADOLFO DELGADO</b>	MEX					
	ITALIKA RACING VRT	YAMAHA							ITALIKA RACING VRT	YAMAHA					
1	2:16.692	51.417	42.784	42.491	103.6	2:16.692	1	2:17.357	53.302	42.294	41.761	103.1	2:17.357		
2	1:56.710	32.812	41.885	42.013	121.3	4:13.402	2	1:55.305	31.960	41.612	41.733	122.8	4:12.662		
3	1:56.050	31.257	42.306	42.487	122.0	6:09.452	3	2:05.005	31.352	51.645	42.008	113.3	6:17.667		
4	1:56.312	31.868	41.881	42.563	121.7	8:05.764	4	1:55.409	31.696	41.764	41.949	122.7	8:13.076		
5	1:59.155	35.152	41.784	42.219	118.8	10:04.919	5	1:54.923	31.440	41.723	41.760	123.2	10:07.999		
6	1:57.011	31.953	42.501	42.557	121.0	12:01.930	6	1:54.352	31.378	41.438	41.536	123.8	12:02.351		
7	1:56.105	31.876	41.745	42.484	121.9	13:58.035	7	7:16.518 B	32.169	41.665	6:02.684	32.4	19:18.869		
8	3:32.750 B	31.911	54.391	2:06.448	66.6	17:30.785	8	2:01.425	37.191	42.043	42.191	116.6	21:20.294		
9	2:03.843	38.201	43.163	42.479	114.3	19:34.628	9	1:54.400	31.460	41.367	41.573	123.8	23:14.694		
10	1:56.420	32.121	41.964	42.335	121.6	21:31.048	10	1:54.069	31.274	41.477	41.318	124.1	25:08.763		
11	1:56.886	32.237	42.667	41.982	121.1	23:27.934	11	2:01.433	30.927	41.963	48.543	116.6	27:10.196		
12	5:23.339 B	38.984	44.115	4:00.240	43.8	28:51.273	12	1:59.244	35.785	42.069	41.390	118.7	29:09.440		
13	2:02.451	38.260	41.705	42.486	115.6	30:53.724	13	1:53.747	31.055	41.200	41.492	124.5	31:03.187		
14	1:55.527	31.536	41.765	42.226	122.6	32:49.251									
15	1:54.821	31.194	41.604	42.023	123.3	34:44.072									
16	1:55.090	31.605	41.645	41.840	123.0	36:39.162									
<b>20</b>	<b>JAVIER CORRAL</b>	ESP													
	ARCO-MOTOR UNIVERSITY TEAM	YAMAHA													
1	2:17.208	52.920	42.258	42.030	103.2	2:17.208									
2	1:55.222	31.959	41.502	41.761	122.9	4:12.430									



# SBK Junior ESBK ENT. LIBRE 1

## Vuelta a vuelta

— Vuelta invalidada    ■ Mejor Personal    ■ Mejor de la sesión    B Cruzando por el pit lane

Vlt.	Tiempo	Sector 1	Sector 2	Sector 3	Km/h	T. Sesión	Vlt.	Tiempo	Sector 1	Sector 2	Sector 3	Km/h	T. Sesión
3	2:04.498	31.459	51.101	41.938	113.7	6:16.928	7	1:57.428	32.531	42.566	42.331	120.6	15:32.132
4	2:07.986	36.222	48.369	43.395	110.6	8:24.914	8	1:57.416	32.631	42.411	42.374	120.6	17:29.548
5	1:55.493	31.722	41.980	41.791	122.6	10:20.407	9	<b>1:56.766</b>	32.435	<b>42.261</b>	<b>42.070</b>	121.3	19:26.314
6	1:54.080	31.153	41.184	41.743	124.1	12:14.487	10	3:09.134 B	32.916	43.823	1:52.395	74.9	22:35.448
7	9:16.435 B	34.714	43.552	7:58.169	25.4	21:30.922	11	2:08.210	42.620	42.899	42.691	110.4	24:43.658
8	2:00.721	37.276	41.778	41.667	117.3	23:31.643	12	2:00.059	32.524	44.593	42.942	117.9	26:43.717
9	5:42.772 B	31.168	41.044	4:30.560	41.3	29:14.415	13	1:58.322	32.559	43.169	42.594	119.7	28:42.039
10	2:09.363	38.959	45.114	45.290	109.5	31:23.778	14	2:02.987	33.893	45.801	43.293	115.1	30:45.026
11	1:57.177	34.628	41.098	41.451	120.8	33:20.955	15	1:59.557	33.556	42.934	43.067	118.4	32:44.583
12	<b>1:53.009</b>	<b>31.085</b>	<b>40.758</b>	<b>41.166</b>	125.3	35:13.964	16	1:58.706	33.431	42.709	42.566	119.3	34:43.289
							17	1:57.316	<b>32.369</b>	42.581	42.366	120.7	36:40.605

23 JORDI RAPOSEIRAS AND						
ILUSIOTEAM21 KAWASAKI						
1	2:50.445	1:22.448	43.915	44.082	83.1	2:50.445
2	1:59.410	32.820	43.624	42.966	118.6	4:49.855
3	1:56.458	31.643	42.278	42.537	121.6	6:46.313
4	1:56.820	31.781	42.678	42.361	121.2	8:43.133
5	3:51.718 B	31.786	42.777	2:37.155	61.1	12:34.851
6	2:05.405	39.745	43.276	42.384	112.9	14:40.256
7	1:57.589	32.300	42.681	42.608	120.4	16:37.845
8	1:56.466	32.059	42.038	42.369	121.6	18:34.311
9	1:56.491	31.686	42.495	42.310	121.5	20:30.802
10	1:55.490	31.668	41.789	42.033	122.6	22:26.292
11	1:55.124	31.461	41.775	41.888	123.0	24:21.416
12	1:55.584	31.570	41.769	42.245	122.5	26:17.000
13	1:55.337	31.587	41.764	41.986	122.8	28:12.337
14	1:55.520	31.789	41.722	42.009	122.6	30:07.857
15	1:55.258	31.500	41.771	41.987	122.8	32:03.115
16	<b>1:54.712</b>	31.332	41.550	<b>41.830</b>	123.4	33:57.827
17	1:54.824	<b>31.322</b>	<b>41.521</b>	41.981	123.3	35:52.651


26 JOSE OSUNA ESP						
DEZA-BOX77 RACING TEAM KAWASAKI						
1	3:00.469	1:36.306	42.161	42.002	78.5	3:00.469
2	1:53.155	30.858	41.109	41.188	125.1	4:53.624
3	1:52.679	31.143	40.690	40.846	125.7	6:46.303
4	1:53.054	30.953	40.849	41.252	125.2	8:39.357
5	1:55.805	31.652	42.565	41.588	122.3	10:35.162
6	9:00.295 B	30.967	41.273	7:48.055	26.2	19:35.457
7	2:00.067	36.607	41.781	41.679	117.9	21:35.524
8	1:52.688	30.906	40.773	41.009	125.6	23:28.212
9	1:54.932	30.675	40.957	43.300	123.2	25:23.144
10	1:52.793	30.825	41.157	<b>40.811</b>	125.5	27:15.937
11	1:52.381	30.763	40.691	40.927	126.0	29:08.318
12	1:56.536	31.250	43.254	42.032	121.5	31:04.854
13	1:52.544	30.568	40.707	41.269	125.8	32:57.398
14	1:56.053	31.395	43.263	41.395	122.0	34:53.451
15	<b>1:51.948</b>	<b>30.544</b>	<b>40.429</b>	40.975	126.5	36:45.399

28 MATEO BONGIOVANNI ARG						
RXP-MIR RACING KAWASAKI						
1	3:33.879	2:06.927	43.980	42.972	66.2	3:33.879
2	1:58.671	33.180	42.894	42.597	119.3	5:32.550
3	1:58.456	32.743	42.786	42.927	119.5	7:31.006
4	1:59.921	32.953	43.180	43.788	118.1	9:30.927
5	2:04.394	32.976	46.316	45.102	113.8	11:35.321
6	1:59.383	33.102	43.219	43.062	118.6	13:34.704

32 RODRIGO VALENTE M. PRT						
ESP SOLUTIONS MOTAP RACING T KAWASAKI						
1	2:13.547	48.442	42.679	42.426	106.0	2:13.547
2	1:57.963	31.831	43.968	42.164	120.0	4:11.510
3	1:55.594	31.784	42.079	41.731	122.5	6:07.104
4	1:54.707	31.398	41.587	41.722	123.4	8:01.811
5	1:56.879	31.473	41.667	43.739	121.1	9:58.690
6	1:54.144	31.065	41.662	41.417	124.0	11:52.834
7	1:53.922	30.818	41.518	41.586	124.3	13:46.756
8	1:54.487	31.356	41.372	41.759	123.7	15:41.243
9	1:54.369	31.279	41.559	41.531	123.8	17:35.612
10	7:43.960 B	31.219	42.379	6:30.362	30.5	25:19.572
11	2:02.207	36.931	43.619	41.657	115.9	27:21.779
12	1:54.111	30.957	41.551	41.603	124.1	29:15.890
13	1:54.444	31.285	41.296	41.863	123.7	31:10.334
14	1:53.648	30.972	41.293	41.383	124.6	33:03.982
15	1:54.074	31.187	41.414	41.473	124.1	34:58.056
16	<b>1:53.219</b>	<b>30.743</b>	<b>41.276</b>	<b>41.200</b>	125.1	36:51.275

33 GONZALO SANCHEZ ESP						
ETG RACING YAMAHA						
1	5:20.851	3:57.095	41.850	41.906	44.1	5:20.851
2	<b>1:53.947</b>	<b>31.093</b>	41.245	41.609	124.3	7:14.798
3	5:09.591	31.439	41.343	3:56.809	45.7	12:24.389
4	10:39.216 B	34.006	44.738	9:20.472	22.2	23:03.605
5	2:01.831	37.906	42.368	41.557	116.2	25:05.436
6	1:54.467	31.153	41.892	<b>41.422</b>	123.7	26:59.903
7	1:54.909	31.569	41.492	41.848	123.2	28:54.812
8	1:54.425	31.410	<b>41.227</b>	41.788	123.7	30:49.237
9	1:59.242	31.279	41.248	46.715	118.7	32:48.479
10	1:54.682	31.477	41.367	41.838	123.5	34:43.161
11	1:54.381	31.175	41.450	41.756	123.8	36:37.542

35 VARIS FLEMING AUT						
BRP RACING KAWASAKI						
1	2:22.335	55.003	44.473	42.859	99.5	2:22.335
2	1:57.206	32.035	42.847	42.324	120.8	4:19.541
3	1:56.879	31.724	42.842	42.313	121.1	6:16.420
4	3:28.445 B	32.204	43.273	2:12.968	67.9	9:44.865
5	2:10.396	40.931	46.764	42.701	108.6	11:55.261
6	1:57.914	32.155	43.461	42.298	120.1	13:53.175
7	1:56.103	31.861	42.190	42.052	122.0	15:49.278
8	3:29.760 B	31.938	43.377	2:14.445	67.5	19:19.038
9	2:10.964	43.638	43.884	43.442	108.1	21:30.002
10	1:58.994	33.187	43.407	42.400	119.0	23:28.996



# SBK Junior ESBK ENT. LIBRE 1

## Vuelta a vuelta

— Vuelta invalidada    ■ Mejor Personal    ■ Mejor de la sesión    ■ Cruzando por el pit lane

Vlt.	Tiempo	Sector 1	Sector 2	Sector 3	Km/h	T. Sesión	Vlt.	Tiempo	Sector 1	Sector 2	Sector 3	Km/h	T. Sesión
11	1:57.990	32.103	42.566	43.321	120.0	25:26.986	6	1:53.788	31.063	40.984	41.741	124.4	11:51.817
12	1:58.629	32.773	42.786	43.070	119.4	27:25.615	7	9:36.247 B	31.231	42.732	8:22.284	24.6	21:28.064
13	<b>1:55.605</b>	<b>31.706</b>	<b>41.854</b>	<b>42.045</b>	122.5	29:21.220	8	2:01.497	37.653	42.543	41.301	116.5	23:29.561
14	1:57.714	31.777	42.766	43.171	120.3	31:18.934	9	1:52.882	31.030	40.721	41.131	125.4	25:22.443
15	2:04.461	32.698	49.157	42.606	113.8	33:23.395	10	<b>1:52.752</b>	30.933	40.514	41.305	125.6	27:15.195
16	1:56.116	31.935	42.062	42.119	121.9	35:19.511	11	1:53.049	31.126	40.614	41.309	125.2	29:08.244

**44** **ADRIAN RODRIGUEZ** ESP  
TEAM SPEED RACING KAWASAKI

1	4:05.107	2:38.286	44.432	42.389	57.8	4:05.107
2	1:54.037	31.358	41.485	<b>41.194</b>	124.2	5:59.144
3	2:00.424	34.270	41.720	44.434	117.6	7:59.568
4	1:57.783	31.278	42.330	44.175	120.2	9:57.351
5	1:54.444	31.279	41.228	41.937	123.7	11:51.795
6	2:16.747 B	31.523	42.955	1:02.269	103.5	14:08.542
7	2:00.652	36.515	41.210	42.927	117.4	16:09.194
8	3:04.660 B	31.639	41.732	1:51.289	76.7	19:13.854
9	1:59.142	36.050	41.561	41.531	118.8	21:12.996
10	1:53.723	31.024	41.317	41.382	124.5	23:06.719
11	1:53.678	31.153	41.105	41.420	124.6	25:00.397
12	2:09.667 B	32.357	43.536	53.774	109.2	27:10.064
13	1:58.447	35.366	41.741	41.340	119.5	29:08.511
14	1:55.443	31.178	41.193	43.072	122.6	31:03.954
15	1:53.428	31.065	40.920	41.443	124.8	32:57.382
16	1:54.333	31.877	41.147	41.309	123.8	34:51.715
17	<b>1:52.983</b>	<b>30.913</b>	<b>40.769</b>	41.301	125.3	36:44.698

**48** **JULIO GARCIA** ESP  
ESP SOLUTIONS MOTAP RACING T KAWASAKI

1	2:13.633	46.597	42.334	44.702	106.0	2:13.633
2	1:52.891	30.996	40.763	41.132	125.4	4:06.524
3	1:52.560	30.799	40.512	41.249	125.8	5:59.084
4	2:04.864	34.996	46.560	43.308	113.4	8:03.948
5	1:52.850	30.820	40.711	41.319	125.5	9:56.798
6	1:55.018	32.169	41.381	41.468	123.1	11:51.816
7	13:30.912 B	31.033	42.587	...	17.5	25:22.728
8	1:58.588	36.293	41.086	41.209	119.4	27:21.316
9	1:54.783	32.653	40.970	41.160	123.4	29:16.099
10	1:51.986	30.683	40.503	40.800	126.4	31:08.085
11	<b>1:51.499</b>	<b>30.525</b>	<b>40.356</b>	<b>40.618</b>	127.0	32:59.584
12	1:57.341	<b>30.451</b>	45.726	41.164	120.7	34:56.925
13	1:52.424	30.554	40.815	41.055	125.9	36:49.349

**51** **JUAN URIOSTEGUI** MEX  
ESP SOLUTIONS MOTAP RACING T KAWASAKI

1	2:14.385	49.624	42.999	41.762	105.4	2:14.385
2	1:55.598	31.781	42.219	41.598	122.5	4:09.983
3	<b>1:54.056</b>	<b>31.359</b>	<b>41.238</b>	<b>41.459</b>	124.1	6:04.039
4	1:54.627	31.493	41.526	41.608	123.5	7:58.666

**55** **UNAI CALATAYUD** ESP  
ARCO-MOTOR UNIVERSITY TEAM YAMAHA

1	2:11.498	48.655	40.959	41.884	107.7	2:11.498
2	1:53.451	31.168	40.814	41.469	124.8	4:04.949
3	1:54.401	32.962	40.495	<b>40.944</b>	123.8	5:59.350
4	2:02.495	32.676	45.592	44.227	115.6	8:01.845
5	1:56.184	32.067	42.408	41.709	121.9	9:58.029

**56** **DAYRON MORILLAS** ESP  
YAMAHA MS RACING YAMAHA


1	2:27.179	1:02.072	42.981	42.126	96.2	2:27.179
2	1:54.370	31.266	41.574	41.530	123.8	4:21.549
3	1:54.261	31.177	41.220	41.864	123.9	6:15.810
4	2:09.959	37.584	47.284	45.091	108.9	8:25.769
5	1:54.161	31.154	41.329	41.678	124.0	10:19.930
6	1:55.500	31.158	41.376	42.966	122.6	12:15.430
7	1:53.436	30.980	41.145	<b>41.311</b>	124.8	14:08.866
8	<b>1:53.337</b>	31.021	40.843	41.473	124.9	16:02.203
9	6:41.376 B	39.271	41.695	5:20.410	35.3	22:43.579
10	2:18.716	55.626	41.584	41.506	102.1	25:02.295
11	2:12.873 B	31.153	46.611	55.109	106.6	27:15.168
12	2:06.507	40.994	<b>40.721</b>	44.792	111.9	29:21.675
13	2:03.727	31.192	45.998	46.537	114.4	31:25.402
14	1:54.622	31.056	42.031	41.535	123.5	33:20.024
15	1:53.497	<b>30.943</b>	41.112	41.442	124.8	35:13.521

**57** **ANTONIO TORRES** ESP  
DEZA-BOX 77 RACING TEAM KAWASAKI

1	3:00.090	1:36.167	42.067	41.856	78.6	3:00.090
2	1:53.548	31.589	41.103	<b>40.856</b>	124.7	4:53.638
3	1:53.645	31.422	40.727	41.496	124.6	6:47.283
4	1:53.368	31.038	41.039	41.291	124.9	8:40.651
5	1:53.631	31.256	41.023	41.352	124.6	10:34.282
6	8:58.197 B	31.314	41.471	7:45.412	26.3	19:32.479
7	2:02.586	38.714	42.065	41.807	115.5	21:35.065
8	1:54.211	31.672	41.334	41.205	124.0	23:29.276
9	<b>1:52.878</b>	<b>30.913</b>	40.937	41.028	125.4	25:22.154
10	1:53.403	31.510	40.836	41.057	124.9	27:15.557
11	1:54.609	30.986	40.904	42.719	123.5	29:10.166
12	1:53.091	31.056	40.957	41.078	125.2	31:03.257
13	1:54.488	31.105	40.843	42.540	123.7	32:57.745
14	1:53.502	31.378	40.887	41.237	124.7	34:51.247
15	1:53.665	31.126	<b>40.699</b>	41.840	124.6	36:44.912

**58** **ISAAC MARTINS R.** PRT  
TEAM MOTO CLUBE LOULÉ CONCE KAWASAKI

1	2:14.001	48.854	42.560	42.587	105.7	2:14.001
2	1:57.207	32.144	42.858	42.205	120.8	4:11.208
3	1:56.596	31.959	42.595	42.042	121.4	6:07.804
4	1:56.069	31.754	42.128	42.187	122.0	8:03.873
5	1:56.070	31.764	41.995	42.311	122.0	9:59.943
6	1:58.197	32.094	43.822	42.281	119.8	11:58.140
7	<b>1:55.517</b>	<b>31.481</b>	42.187	<b>41.849</b>	122.6	13:53.657
8	1:55.856	31.724	42.134	41.998	122.2	15:49.513



# SBK Junior ESBK ENT. LIBRE 1

## Vuelta a vuelta

— Vuelta invalidada    ■ Mejor Personal    ■ Mejor de la sesión    ■ Cruzando por el pit lane

Vlt.	Tiempo	Sector 1	Sector 2	Sector 3	Km/h	T. Sesión	Vlt.	Tiempo	Sector 1	Sector 2	Sector 3	Km/h	T. Sesión
9	4:37.738 <b>B</b>	31.978	42.323	3:23.437	51.0	20:27.251	8	<b>1:56.233</b>	<b>31.822</b>	42.125	<b>42.286</b>	121.8	22:42.796
10	2:04.863	40.190	42.075	42.598	113.4	22:32.114	9	5:14.955 <b>B</b>	32.128	43.217	3:59.610	45.0	27:57.751
11	1:55.752	31.743	42.007	42.002	122.3	24:27.866	10	2:05.269	38.482	43.895	42.892	113.0	30:03.020
12	1:56.142	31.916	41.985	42.241	121.9	26:24.008	11	1:57.590	32.230	42.489	42.871	120.4	32:00.610
13	1:56.381	31.901	42.151	42.329	121.7	28:20.389	12	2:00.802	34.920	43.351	42.531	117.2	34:01.412
14	1:56.891	32.143	42.306	42.442	121.1	30:17.280	13	1:57.065	31.941	42.441	42.683	120.9	35:58.477
15	1:56.513	31.905	42.300	42.308	121.5	32:13.793							
16	1:56.893	31.959	42.579	42.355	121.1	34:10.686							
17	1:55.899	31.793	<b>41.970</b>	42.136	122.2	36:06.585							

61 JAVIER DEL OLMO ESP KAWASAKI PL RACING JUNIOR TEA KAWASAKI						
1	2:30.527	58.627	48.308	43.592	94.1	2:30.527
2	1:57.077	31.579	42.928	42.570	120.9	4:27.604
3	1:56.469	31.499	42.282	42.688	121.6	6:24.073
4	1:56.181	31.635	42.231	42.315	121.9	8:20.254
5	1:55.707	31.596	41.960	42.151	122.4	10:15.961
6	1:55.659	31.564	42.007	42.088	122.4	12:11.620
7	1:55.358	31.405	42.069	41.884	122.7	14:06.978
8	1:55.295	31.564	41.799	41.932	122.8	16:02.273
9	6:42.965 <b>B</b>	40.349	43.685	5:18.931	35.1	22:45.238
10	2:22.828	56.815	43.356	42.657	99.1	25:08.066
11	1:55.343	31.339	42.060	41.944	122.8	27:03.409
12	<b>1:54.791</b>	<b>31.232</b>	41.829	<b>41.730</b>	123.3	28:58.200
13	1:55.693	31.540	42.047	42.106	122.4	30:53.893
14	1:55.100	31.248	41.746	42.106	123.0	32:48.993
15	1:54.934	31.289	<b>41.643</b>	42.002	123.2	34:43.927
16	1:55.125	31.491	41.800	41.834	123.0	36:39.052

62 DANIEL OCETE ESP I-DENT JUNIOR RACING TEAM YAMAHA						
1	2:21.272	55.552	43.166	42.554	100.2	2:21.272
2	1:56.020	31.742	42.053	42.225	122.0	4:17.292
3	1:55.697	31.530	42.059	42.108	122.4	6:12.989
4	1:55.826	31.690	42.049	42.087	122.2	8:08.815
5	1:55.454	<b>31.459</b>	41.714	42.281	122.6	10:04.269
6	1:56.020	31.733	41.615	42.672	122.0	12:00.289
7	1:55.285	31.790	41.524	41.971	122.8	13:55.574
8	1:55.253	31.725	41.684	<b>41.844</b>	122.8	15:50.827
9	4:34.077 <b>B</b>	31.538	41.837	3:20.702	51.7	20:24.904
10	2:06.134	40.736	42.952	42.446	112.3	22:31.038
11	1:56.001	31.997	41.759	42.245	122.1	24:27.039
12	4:25.011 <b>B</b>	34.813	42.766	3:07.432	53.4	28:52.050
13	2:02.424	37.210	42.784	42.430	115.7	30:54.474
14	<b>1:55.206</b>	31.468	<b>41.509</b>	42.229	122.9	32:49.680
15	1:55.287	31.501	41.813	41.973	122.8	34:44.967
16	1:56.081	31.582	41.952	42.547	122.0	36:41.048

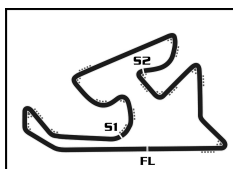
71 IVAN BOLAÑO ESP GMFUEL VRC TEAM KAWASAKI						
1	8:49.713 <b>B</b>	53.185	43.915	7:12.613	26.7	8:49.713
2	2:08.126	40.855	43.676	43.595	110.5	10:57.839
3	1:58.057	32.458	42.698	42.901	119.9	12:55.896
4	1:57.274	32.117	42.383	42.774	120.7	14:53.170
5	2:00.235	32.112	45.520	42.603	117.8	16:53.405
6	1:56.879	31.912	42.494	42.473	121.1	18:50.284
7	1:56.279	31.882	<b>42.024</b>	42.373	121.8	20:46.563

73 FRANCISCO PIRES PRT MIGUEL OLIVEIRA RACING TEAM YAMAHA						
1	2:39.358	1:09.864	45.189	44.305	88.8	2:39.358
2	2:00.622	33.173	44.016	<b>43.433</b>	117.4	4:39.980
3	2:00.663	33.052	43.739	43.872	117.3	6:40.643
4	2:01.161	33.189	43.476	44.496	116.9	8:41.804
5	2:04.254	32.921	45.936	45.397	114.0	10:46.058
6	2:00.440	<b>32.856</b>	43.962	43.622	117.6	12:46.498
7	1:59.867	32.906	43.510	43.451	118.1	14:46.365
8	12:45.706 <b>B</b>	33.399	44.325	...	18.5	27:32.071
9	2:08.916	40.024	44.904	43.988	109.8	29:40.987
10	<b>1:59.438</b>	33.116	42.827	43.495	118.5	31:40.425
11	1:59.657	33.084	<b>42.826</b>	43.747	118.3	33:40.082
12	2:08.867	32.873	43.053	52.941	109.9	35:48.949

74 JUAN CONESA ESP MTM KAWASAKI KAWASAKI						
1	14:57.611	...	41.209	40.834	15.8	14:57.611
2	1:51.666	30.628	40.206	40.832	126.8	16:49.277
3	1:51.561	30.692	40.373	40.496	126.9	18:40.838
4	<b>1:50.962</b>	30.410	<b>40.156</b>	<b>40.396</b>	127.6	20:31.800
5	1:51.415	<b>30.348</b>	40.193	40.874	127.1	22:23.215
6	7:01.902 <b>B</b>	31.331	41.586	5:48.985	33.6	29:25.117
7	2:01.894	35.846	41.608	44.440	116.2	31:27.011
8	1:51.332	30.531	40.204	40.597	127.2	33:18.343
9	2:01.489	37.101	43.291	41.097	116.5	35:19.832

76 GONÇALO CAPOTE PRT MIGUEL OLIVEIRA RACING TEAM YAMAHA						
1	2:28.726	58.741	46.290	43.695	95.2	2:28.726
2	1:57.889	32.262	43.058	42.569	120.1	4:26.615
3	1:57.096	32.086	42.345	42.665	120.9	6:23.711
4	1:56.750	32.152	42.350	<b>42.248</b>	121.3	8:20.461
5	<b>1:55.999</b>	<b>31.651</b>	<b>41.966</b>	42.382	122.1	10:16.460
6	16:11.665 <b>B</b>	33.097	47.334	...	14.6	26:28.125
7	2:03.454	37.336	43.212	42.906	114.7	28:31.579
8	1:56.775	32.115	42.359	42.301	121.2	30:28.354
9	1:56.341	32.011	42.035	42.295	121.7	32:24.695
10	1:56.992	32.158	42.169	42.665	121.0	34:21.687
11	1:56.673	31.941	42.223	42.509	121.4	36:18.360

83 ASTRID MADRIGAL MEX ITALIKA RACING VRT YAMAHA						
1	2:16.459	50.607	43.178	42.674	103.8	2:16.459
2	1:56.781	32.222	42.523	42.036	121.2	4:13.240
3	1:57.595	32.032	42.502	43.061	120.4	6:10.835
4	1:55.444	31.678	41.923	41.843	122.6	8:06.279
5	1:55.476	31.647	41.713	42.116	122.6	10:01.755
6	1:55.472	31.805	41.855	41.812	122.6	11:57.227
7	1:56.323	31.658	42.286	42.379	121.7	13:53.550



# SBK Junior ESBK ENT. LIBRE 1

## Vuelta a vuelta

CIRCUITO DE NAVARRA 3.933 m.

— Vuelta invalidada    ■ Mejor Personal    ■ Mejor de la sesión    B Cruzando por el pit lane

Vlt.	Tiempo	Sector 1	Sector 2	Sector 3	Km/h	T. Sesión	Vlt.	Tiempo	Sector 1	Sector 2	Sector 3	Km/h	T. Sesión
8	2:51.097	B	32.771	43.685	1:34.641	82.8	16:44.647						
9	2:02.302		37.822	42.145	42.335	115.8	18:46.949						
10	<b>1:55.409</b>		31.909	41.642	41.858	122.7	20:42.358						
11	1:55.412		31.853	41.781	<b>41.778</b>	122.7	22:37.770						
12	7:21.661	B	31.900	41.738	6:08.023	32.1	29:59.431						
13	2:02.222		37.426	42.369	42.427	115.8	32:01.653						
14	1:56.174		32.154	41.720	42.300	121.9	33:57.827						
15	1:55.482		<b>31.577</b>	<b>41.636</b>	42.269	122.6	35:53.309						

88 EDUARDO AGOSTON BRA							
YAMAHA MS RACING YAMAHA							
1	2:32.211	1:06.892	42.888	42.431	93.0	2:32.211	
2	1:56.658	32.409	42.052	42.197	121.4	4:28.869	
3	1:55.774	31.828	41.831	42.115	122.3	6:24.643	
4	2:01.534	31.458	45.698	44.378	116.5	8:26.177	
5	<b>1:54.896</b>	<b>31.294</b>	41.519	42.083	123.2	10:21.073	
6	1:55.712	31.370	<b>41.467</b>	42.875	122.4	12:16.785	
7	1:59.320	31.649	44.521	43.150	118.7	14:16.105	
8	8:25.555	B	31.869	43.283	7:10.403	28.0	22:41.660
9	2:21.627	57.734	41.823	<b>42.070</b>	100.0	25:03.287	
10	2:13.035	B	31.420	43.866	57.749	106.4	27:16.322
11	2:07.474	43.378	41.854	42.242	111.1	29:23.796	
12	2:00.628	31.771	41.750	47.107	117.4	31:24.424	
13	1:57.837	34.127	41.516	42.194	120.2	33:22.261	
14	1:58.057	31.491	44.022	42.544	119.9	35:20.318	

91 BORJA JIMENEZ ESP							
ESP SOLUTIONS MOTAP RACING T KAWASAKI							
1	2:10.661	46.279	42.472	41.910	108.4	2:10.661	
2	1:58.513	32.708	40.804	45.001	119.5	4:09.174	
3	1:52.757	31.283	40.677	40.797	125.6	6:01.931	
4	1:53.460	31.200	41.257	41.003	124.8	7:55.391	
5	1:52.667	31.143	40.681	40.843	125.7	9:48.058	
6	1:52.921	31.111	40.638	41.172	125.4	11:40.979	
7	1:52.979	31.103	<b>40.509</b>	41.367	125.3	13:33.958	
8	1:52.399	30.981	40.650	40.768	126.0	15:26.357	
9	<b>1:52.233</b>	30.915	40.565	<b>40.753</b>	126.2	17:18.590	
10	8:00.051	B	32.164	45.245	6:42.642	29.5	25:18.641
11	2:06.278	40.654	43.824	41.800	112.1	27:24.919	
12	1:55.081	<b>30.866</b>	40.522	43.693	123.0	29:20.000	
13	1:53.240	30.924	41.126	41.190	125.0	31:13.240	
14	1:56.495	34.428	41.118	40.949	121.5	33:09.735	
15	1:52.636	31.141	40.638	40.857	125.7	35:02.371	

92 JOEL AZNAR ESP							
ILUSION TEAM 21 KAWASAKI							
1	2:49.977	1:20.444	44.787	44.746	83.3	2:49.977	
2	1:59.782	33.107	43.502	43.173	118.2	4:49.759	
3	1:57.871	32.338	42.778	42.755	120.1	6:47.630	
4	1:58.107	<b>31.886</b>	43.342	42.879	119.9	8:45.737	
5	1:58.930	32.104	42.711	44.115	119.1	10:44.667	
6	<b>1:57.619</b>	32.176	42.693	42.750	120.4	12:42.286	
7	1:57.698	32.114	42.899	<b>42.685</b>	120.3	14:39.984	
8	1:57.623	32.398	<b>42.525</b>	42.700	120.4	16:37.607	
9	1:59.138	33.628	42.534	42.976	118.8	18:36.745	
10	14:18.594	B	37.298	44.117	...	16.5	32:55.339
11	2:06.792	40.195	43.392	43.205	111.7	35:02.131	