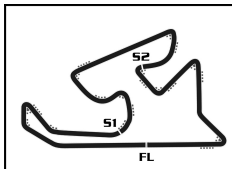


SBK Junior
ESBK
ENT. CRONOMETRADO

Análisis de sectores lentos (114% / 114%)

■ Mejor Personal ■ Mejor de la sesión ■ Cruzando por el pit lane

Vlt.	Tiempo	Sector 1	Sector 2	Sector 3	Km/h	T. Sesión	Vlt.	Tiempo	Sector 1	Sector 2	Sector 3	Km/h	T. Sesión		
2	NATALIA RIVERA ESP						YAMAHA	11	2:08.049	41.750	42.853	43.446	110.6	23:43.448	
	I+DENT RACING TEAM							12	1:54.834	31.429	41.419	41.986	123.3	25:38.282	
	1	3:10.966	1:46.269	42.473	42.224	74.1		3:10.966							
	2	1:55.363	31.187	41.952	42.224	122.7		5:06.329							
	3	1:55.956	31.566	42.379	42.011	122.1		7:02.285							
	4	1:53.269	30.774	40.995	41.500	125.0		8:55.554							
	5	3:32.649B	31.015	42.963	2:18.671	66.6		12:28.203							
	6	1:59.730	35.796	41.830	42.104	118.3		14:27.933							
	7	1:56.261	31.711	42.350	42.200	121.8		16:24.194							
	8	2:50.635B	31.634	45.397	1:33.604	83.0		19:14.829							
	9	2:08.782	42.226	44.021	42.535	109.9		21:23.611							
	10	1:55.770	31.907	42.027	41.836	122.3		23:19.381							
11	1:54.248	31.021	41.279	41.948	123.9	25:13.629									
7	DIEGO HERNANDO ESP						YAMAHA								
	I+DENT JUNIOR RACING TEAM														
	1	3:14.302	1:48.239	43.767	42.296	72.9		3:14.302							
	2	1:56.720	32.758	42.094	41.868	121.3		5:11.022							
	3	1:55.785	32.531	41.652	41.602	122.3		7:06.807							
	4	3:28.540B	31.351	41.801	2:15.388	67.9		10:35.347							
	5	3:39.603B	51.730	41.903	2:05.970	64.5		14:14.950							
	6	2:02.330	37.090	41.503	43.737	115.7		16:17.280							
	7	2:00.539	36.449	41.854	42.236	117.5		18:17.819							
	8	1:55.074	31.762	41.422	41.890	123.0		20:12.893							
	9	1:55.352	31.757	41.718	41.877	122.7		22:08.245							
	10	1:55.336	31.997	41.663	41.676	122.8		24:03.581							
11	1:54.719	31.138	41.664	41.917	123.4	25:58.300									
11	ELMER LIRA CRI						YAMAHA								
	ITALIKA RACING VRT														
	1	2:52.334	1:23.957	44.066	44.311	82.2		2:52.334							
	2	2:01.210	32.872	43.333	45.005	116.8		4:53.544							
	3	2:02.109	33.806	44.430	43.873	116.0		6:55.653							
	4	1:56.674	32.443	42.046	42.185	121.4		8:52.327							
	5	1:59.369	33.821	43.133	42.415	118.6		10:51.696							
	6	1:56.749	32.089	42.170	42.490	121.3		12:48.445							
	7	1:56.561	32.428	42.027	42.106	121.5		14:45.006							
	8	1:56.322	31.812	42.087	42.423	121.7		16:41.328							
	9	1:56.041	31.588	41.779	42.674	122.0		18:37.369							
	10	1:55.924	31.763	41.758	42.403	122.1		20:33.293							
	11	2:01.564	32.996	43.160	45.408	116.5		22:34.857							
	12	1:58.209	32.924	42.576	42.709	119.8		24:33.066							
13	1:55.258	31.436	41.755	42.067	122.8	26:28.324									
12	FRANCISCO RUIZ ESP						KAWASAKI								
	TEAM RACING FRAN26														
	1	2:52.753	1:19.408	44.730	48.615	82.0		2:52.753							
	2	2:05.880	32.230	43.399	50.251	112.5		4:58.633							
	3	1:57.252	31.315	42.273	43.664	120.8		6:55.885							
	4	1:54.977	31.345	41.765	41.867	123.1		8:50.862							
	5	1:55.078	31.396	41.802	41.880	123.0		10:45.940							
	6	1:54.360	30.933	41.600	41.827	123.8		12:40.300							
	7	1:54.873	31.209	41.996	41.668	123.3		14:35.173							
	8	2:03.359	31.330	44.826	47.203	114.8		16:38.532							
	9	1:56.550	33.115	41.686	41.749	121.5		18:35.082							
10	3:00.317B	31.459	43.286	1:45.572	78.5	21:35.399									
18	IVAN MUÑOZ ESP						KAWASAKI								
	DEZA - BOX 77 RACING TEAM														
	1	3:07.684	1:43.239	42.391	42.054	75.4		3:07.684							
	2	1:56.361	32.415	42.078	41.868	121.7		5:04.045							
	3	1:54.556	31.156	41.568	41.832	123.6		6:58.601							
	4	1:53.894	31.343	41.069	41.482	124.3		8:52.495							
	5	1:53.733	31.069	41.279	41.385	124.5		10:46.228							
	6	1:54.458	31.149	41.580	41.729	123.7		12:40.686							
	7	1:54.233	31.233	41.355	41.645	123.9		14:34.919							
	8	1:54.987	31.396	41.388	42.203	123.1		16:29.906							
	9	2:57.107B	31.686	42.550	1:42.871	79.9		19:27.013							
	10	2:00.465	37.246	41.390	41.829	117.5		21:27.478							
11	1:54.756	31.492	41.470	41.794	123.4	23:22.234									
12	1:53.991	30.913	41.291	41.787	124.2	25:16.225									
19	ADOLFO DELGADO MEX						YAMAHA								
	ITALIKA RACING VRT														
	1	3:26.230	2:01.809	42.114	42.307	68.7		3:26.230							
	2	1:55.240	31.535	41.441	42.264	122.9		5:21.470							
	3	1:54.844	31.580	41.483	41.781	123.3		7:16.314							
	4	1:54.376	31.461	41.199	41.716	123.8		9:10.690							
	5	3:18.536B	31.573	41.753	2:05.210	71.3		12:29.226							
	6	2:01.942	37.930	41.940	42.072	116.1		14:31.168							
	7	1:53.792	31.014	41.192	41.586	124.4		16:24.960							
	8	1:54.878	31.165	42.003	41.710	123.3		18:19.838							
	9	2:48.441B	39.693	41.523	1:27.225	84.1		21:08.279							
10	2:13.348	44.144	46.317	42.887	106.2	23:21.627									
11	1:54.328	31.337	41.185	41.806	123.8	25:15.955									
20	JAVIER CORRAL ESP						YAMAHA								
	ARCO-MOTOR UNIVERSITY TEAM														
	1	3:23.940	2:00.613	41.761	41.566	69.4		3:23.940							
	2	1:53.542	30.982	40.951	41.609	124.7		5:17.482							
	3	3:16.350B	36.161	41.883	1:58.306	72.1		8:33.832							
	4	2:08.918	44.062	43.948	40.908	109.8		10:42.750							
	5	1:52.652	31.253	40.666	40.733	125.7		12:35.402							
	6	1:52.948	31.269	40.537	41.142	125.4		14:28.350							
	7	2:51.180B	36.230	45.147	1:29.803	82.7		17:19.530							
	8	2:10.479	42.575	46.690	41.214	108.5		19:30.009							
	9	2:13.706B	31.092	42.064	1:00.550	105.9		21:43.715							
10	2:01.557	35.426	42.244	43.887	116.5	23:45.272									
11	1:53.106	30.797	40.532	41.777	125.2	25:38.378									
23	JORDI RAPOSEIRAS AND						KAWASAKI								
	ILUSIOTEAM21														
	1	2:59.502	1:22.946	51.656	44.900	78.9		2:59.502							
	2	1:58.431	32.439	42.862	43.130	119.6		4:57.933							
	3	1:56.935	31.645	42.425	42.865	121.1		6:54.868							
	4	1:55.814	31.534	42.300	41.980	122.3		8:50.682							
	5	1:54.918	31.123	41.891	41.904	123.2		10:45.600							
	6	1:54.932	31.143	42.012	41.777	123.2		12:40.532							
	7	1:54.822	31.237	41.952	41.633	123.3		14:35.354							
8	1:55.140	31.276	41.950	41.914	123.0	16:30.494									
9	1:55.210	31.299	41.802	42.109	122.9	18:25.704									



SBK Junior
ESBK
ENT. CRONOMETRADO

CIRCUITO DE NAVARRA 3.933 m.

Análisis de sectores lentos (114% / 114%)

■ Mejor Personal ■ Mejor de la sesión ■ Cruzando por el pit lane

Vlt.	Tiempo	Sector 1	Sector 2	Sector 3	Km/h	T. Sesión	Vlt.	Tiempo	Sector 1	Sector 2	Sector 3	Km/h	T. Sesión
10	1:56.033	31.523	42.280	42.230	122.0	20:21.737	9	2:00.372	36.798	41.833	41.741	117.6	20:15.799
11	1:54.573	31.076	41.821	41.676	123.6	22:16.310	10	1:56.810	32.449	42.320	42.041	121.2	22:12.609
12	1:55.122	31.241	41.483	42.398	123.0	24:11.432	11	1:53.781	30.963	41.272	41.546	124.4	24:06.390
13	1:54.340	31.189	41.487	41.664	123.8	26:05.772	12	2:03.857	38.475	43.538	41.844	114.3	26:10.247

26 JOSE OSUNA ESP
DEZA-BOX77 RACING TEAM KAWASAKI

1	3:10.114	1:45.428	42.901	41.785	74.5	3:10.114
2	1:52.599	30.721	40.970	40.908	125.7	5:02.713
3	1:52.203	30.750	40.441	41.012	126.2	6:54.916
4	1:54.559	30.853	42.553	41.153	123.6	8:49.475
5	1:52.056	30.546	40.678	40.832	126.4	10:41.531
6	1:54.871	31.080	42.912	40.879	123.3	12:36.402
7	2:59.296B	31.037	41.467	1:46.792	79.0	15:35.698
8	2:00.731	36.780	42.181	41.770	117.3	17:36.429
9	1:52.320	30.855	40.497	40.968	126.1	19:28.749
10	2:13.800B	30.961	42.232	1:00.607	105.8	21:42.549
11	2:01.544	35.753	42.599	43.192	116.5	23:44.093
12	1:52.867	31.089	40.811	40.967	125.4	25:36.960

28 MATEO BONGIOVANNI ARG
RXP-MIR RACING KAWASAKI

1	3:18.157	1:51.705	43.878	42.574	71.5	3:18.157
2	1:59.652	34.897	42.595	42.160	118.3	5:17.809
3	2:04.445	37.377	44.545	42.523	113.8	7:22.254
4	1:59.215	34.456	42.528	42.231	118.8	9:21.469
5	1:56.456	32.244	42.195	42.017	121.6	11:17.925
6	1:56.231	32.075	42.124	42.032	121.8	13:14.156
7	1:56.661	32.143	42.305	42.213	121.4	15:10.817
8	2:58.279B	33.452	45.471	1:39.356	79.4	18:09.096
9	2:12.464	47.535	42.691	42.238	106.9	20:21.560
10	1:56.543	32.141	42.320	42.082	121.5	22:18.103

32 RODRIGO VALENTE M. PRT
ESP SOLUTIONS MOTAP RACING T KAWASAKI

1	2:04.731	40.269	42.451	42.011	113.5	2:04.731
2	1:54.479	31.049	41.753	41.677	123.7	3:59.210
3	1:53.988	31.019	41.637	41.332	124.2	5:53.198
4	1:53.642	31.052	41.150	41.440	124.6	7:46.840
5	1:55.794	31.501	42.766	41.527	122.3	9:42.634
6	1:53.832	31.146	41.466	41.220	124.4	11:36.466
7	1:54.195	31.070	41.399	41.726	124.0	13:30.661
8	1:54.189	31.230	41.443	41.516	124.0	15:24.850
9	5:57.073B	31.773	41.748	4:43.552	39.7	21:21.923
10	2:04.871	41.336	41.878	41.657	113.4	23:26.794
11	1:53.637	31.158	41.160	41.319	124.6	25:20.431

33 GONZALO SANCHEZ ESP
ETG RACING YAMAHA

1	2:29.141	1:04.334	42.378	42.429	94.9	2:29.141
2	1:54.910	31.200	41.602	42.108	123.2	4:24.051
3	1:54.528	30.831	41.698	41.999	123.6	6:18.579
4	2:17.026B	31.193	41.590	1:04.243	103.3	8:35.605
5	2:08.755	42.675	44.436	41.644	110.0	10:44.360
6	1:53.759	30.996	41.147	41.616	124.5	12:38.119
7	1:53.873	30.941	41.247	41.685	124.3	14:31.992
8	3:43.435B	32.798	45.339	2:25.298	63.4	18:15.427

35 VARIS FLEMING AUT
BRP RACING KAWASAKI

1	2:06.535	40.750	43.309	42.476	111.9	2:06.535
2	1:55.400	31.825	41.751	41.824	122.7	4:01.935
3	1:54.240	31.313	41.590	41.337	123.9	5:56.175
4	1:54.615	31.417	41.518	41.680	123.5	7:50.790
5	3:30.160B	32.636	42.659	2:14.865	67.4	11:20.950
6	2:10.294	40.022	45.681	44.591	108.7	13:31.244
7	1:54.281	31.322	41.255	41.704	123.9	15:25.525
8	2:20.464B	31.340	41.792	1:07.332	100.8	17:45.989
9	2:53.516B	41.463	45.002	1:27.051	81.6	20:39.505
10	2:05.790	38.834	42.409	44.547	112.6	22:45.295

44 ADRIAN RODRIGUEZ ESP
TEAM SPEED RACING KAWASAKI


1	2:14.527	50.604	42.017	41.906	105.2	2:14.527
2	1:53.765	31.341	41.015	41.409	124.5	4:08.292
3	1:56.732	34.043	41.315	41.374	121.3	6:05.024
4	5:13.588B	33.607	42.171	3:57.810	45.2	11:18.612
5	2:59.716B	39.741	51.190	1:28.785	78.8	14:18.328
6	2:21.289	36.683	54.582	50.024	100.2	16:39.617
7	1:53.620	31.116	41.155	41.349	124.6	18:33.237
8	2:08.057B	31.602	44.087	52.368	110.6	20:41.294
9	1:57.535	35.416	40.875	41.244	120.5	22:38.829
10	1:52.563	30.790	40.651	41.122	125.8	24:31.392
11	1:55.489	30.912	42.263	42.314	122.6	26:26.881

48 JULIO GARCIA ESP
ESP SOLUTIONS MOTAP RACING T KAWASAKI

1	3:17.691	1:54.856	41.455	41.380	71.6	3:17.691
2	1:52.365	30.750	40.640	40.975	126.0	5:10.056
3	1:51.740	30.544	40.418	40.778	126.7	7:01.796
4	1:51.405	30.534	40.250	40.621	127.1	8:53.201
5	1:52.352	30.547	40.761	41.044	126.0	10:45.553
6	1:51.060	30.242	40.270	40.548	127.5	12:36.613
7	8:46.871B	30.941	41.134	7:34.796	26.9	21:23.484
8	2:00.074	37.995	40.945	41.134	117.9	23:23.558
9	1:52.175	30.475	40.425	41.275	126.2	25:15.733

55 UNAI CALATAYUD ESP
ARCO-MOTOR UNIVERSITY TEAM YAMAHA

1	3:20.860	1:58.412	41.204	41.244	70.5	3:20.860
2	1:52.752	31.254	40.483	41.015	125.6	5:13.612
3	1:51.824	30.728	40.219	40.877	126.6	7:05.436
4	1:52.390	31.082	40.500	40.808	126.0	8:57.826
5	1:52.186	30.620	40.526	41.040	126.2	10:50.012
6	3:25.543B	30.808	43.707	2:11.028	68.9	14:15.555
7	3:05.201B	38.764	54.872	1:31.565	76.5	17:20.756
8	2:09.180	40.340	47.503	41.337	109.6	19:29.936
9	2:14.868B	30.990	41.847	1:02.031	105.0	21:44.804
10	1:59.435	36.116	40.823	42.496	118.5	23:44.239
11	1:54.055	30.779	41.976	41.300	124.1	25:38.294




SBK Junior
ESBK
ENT. CRONOMETRADO

Análisis de sectores lentos (114% / 114%)

■ Mejor Personal ■ Mejor de la sesión ■ Cruzando por el pit lane

Vlt.	Tiempo	Sector 1	Sector 2	Sector 3	Km/h	T. Sesión	Vlt.	Tiempo	Sector 1	Sector 2	Sector 3	Km/h	T. Sesión	
56	DAYRON MORILLAS ESP							9	1:54.791	31.133	41.944	41.714	123.3	18:19.666
	YAMAHA MS RACING YAMAHA							10	1:54.711	31.197	41.971	41.543	123.4	20:14.377
	1	2:19.818	55.240	42.304	42.274	101.3	11	1:54.278	31.129	41.479	41.670	123.9	22:08.655	
	2	1:53.246	30.663	41.028	41.555	125.0	12	1:54.681	31.474	41.523	41.684	123.5	24:03.336	
	3	2:12.682	36.042	41.384	55.256	106.7	13	1:54.638	31.102	41.574	41.962	123.5	25:57.974	
	4	2:25.357	1:02.453	41.512	41.392	97.4								
	5	1:53.263	30.923	41.157	41.183	125.0								
	6	1:52.195	30.673	40.599	40.923	126.2								
	7	1:53.121	30.557	41.025	41.539	125.2								
	8	2:22.538	30.841	49.766	1:01.931	99.3								
	9	2:01.001	38.872	40.869	41.260	117.0								
	10	1:52.151	30.641	40.585	40.925	126.2								
	11	1:51.672	30.557	40.481	40.634	126.8								
	12	1:55.539	31.058	43.058	41.423	122.5								
	13	1:53.506	30.668	40.765	42.073	124.7								
62	DANIEL OCETE ESP													
	I+DENT JUNIOR RACING TEAM YAMAHA													
	1	3:14.202	1:48.457	43.031	42.714	72.9								
	2	1:56.360	32.087	42.217	42.056	121.7								
	3	1:55.361	31.306	41.897	42.158	122.7								
	4	1:54.514	31.353	41.359	41.802	123.6								
	5	3:28.640	34.266	42.204	2:12.170	67.9								
	6	2:00.502	36.154	42.355	41.993	117.5								
	7	1:54.737	31.453	41.490	41.794	123.4								
	8	1:56.080	31.326	42.931	41.823	122.0								
	9	1:54.989	31.588	41.707	41.694	123.1								
	10	2:27.878	32.149	42.049	1:13.680	95.7								
	11	2:01.185	36.720	41.835	42.630	116.8								
	12	1:54.901	31.544	41.356	42.001	123.2								
71	IVAN BOLAÑO ESP													
	GMFUEL VRC TEAM KAWASAKI													
	1	2:23.192	55.555	44.750	42.887	98.9								
	2	1:59.509	34.020	42.362	43.127	118.5								
	3	1:55.726	31.730	41.894	42.102	122.3								
	4	1:55.587	31.710	41.938	41.939	122.5								
	5	1:55.988	31.651	41.941	42.396	122.1								
	6	6:01.127	33.508	41.943	4:45.676	39.2								
	7	2:06.577	36.907	46.204	43.466	111.9								
	8	1:55.703	32.073	41.739	41.891	122.4								
	9	1:55.010	31.573	41.583	41.854	123.1								
	10	1:54.785	31.509	41.344	41.932	123.4								
	11	1:54.914	31.372	41.574	41.968	123.2								
73	FRANCISCO PIRES PRT													
	MIGUEL OLIVEIRA RACING TEAM YAMAHA													
	1	2:19.693	49.220	45.157	45.316	101.4								
	2	2:04.565	36.180	44.779	43.606	113.7								
	3	1:58.763	32.307	43.239	43.217	119.2								
	4	2:03.855	32.792	47.127	43.936	114.3								
	5	10:52.711	32.702	1:42.694	8:37.315	21.7								
	6	2:18.996	48.118	46.396	44.482	101.9								
	7	1:59.893	32.935	43.545	43.413	118.1								
	8	2:01.563	32.631	43.874	45.058	116.5								
74	JUAN CONESA ESP													
	MTM KAWASAKI KAWASAKI													
	1	3:45.457	2:24.076	40.552	40.829	62.8								
	2	1:50.990	30.504	40.017	40.469	127.6								
	3	6:59.052	30.293	39.917	5:48.842	33.8								
	4	2:04.016	37.649	41.018	45.349	114.2								
	5	2:18.026	30.479	41.153	1:06.394	102.6								
	6	1:56.500	35.845	40.136	40.519	121.5								
	7	1:50.544	30.101	39.925	40.518	128.1								
	8	1:59.624	37.223	40.499	41.902	118.4								
	9	1:50.805	30.441	39.947	40.417	127.8								



SBK Junior ESBK ENT. CRONOMETRADO

Análisis de sectores lentos (114% / 114%)

■ Mejor Personal ■ Mejor de la sesión ■ Cruzando por el pit lane

Vlt.	Tiempo	Sector 1	Sector 2	Sector 3	Km/h	T. Sesión	Vlt.	Tiempo	Sector 1	Sector 2	Sector 3	Km/h	T. Sesión	
76	GONÇALO CAPOTE PRT							2	1:59.702	32.075	44.408	43.219	118.3	4:24.104
	MIGUEL OLIVEIRA RACING TEAM YAMAHA							3	1:59.742	34.201	43.100	42.441	118.2	6:23.846
	1	2:04.522	39.097	42.904	42.521	113.7	4	2:00.401	34.622	43.010	42.769	117.6	8:24.247	
	2	1:55.250	31.649	41.740	41.861	122.9	5	1:57.166	32.133	42.372	42.661	120.8	10:21.413	
	3	1:55.808	31.420	42.303	42.085	122.3	6	1:56.859	32.096	42.314	42.449	121.2	12:18.272	
	4	1:55.623	31.828	42.061	41.734	122.5	7	1:55.813	31.942	41.958	41.913	122.3	14:14.085	
	5	1:55.720	31.749	41.740	42.231	122.4	8	3:39.064 B	32.051	42.204	2:24.809	64.6	17:53.149	
83	ASTRID MADRIGAL MEX							9	2:16.871 B	38.170	44.178	54.523	103.4	20:10.020
	ITALIKA RACING VRT YAMAHA							10	2:02.248	37.110	42.892	42.246	115.8	22:12.268
	1	3:07.787	1:24.384	54.232	49.171	75.4	11	2:04.145	33.698	42.534	47.913	114.1	24:16.413	
	2	1:57.448	32.480	42.782	42.186	120.6	12	1:55.841	31.701	42.032	42.108	122.2	26:12.254	
	3	1:57.633	32.376	42.950	42.307	120.4								
	4	1:55.086	31.304	41.715	42.067	123.0								
	5	1:55.263	31.399	41.890	41.974	122.8								
	6	1:55.256	31.744	41.402	42.110	122.8								
	7	1:56.096	31.918	41.646	42.532	122.0								
	8	2:36.783 B	32.984	43.576	1:20.223	90.3								
	9	2:09.820	40.143	47.766	41.911	109.1								
	10	1:54.673	31.498	41.497	41.678	123.5								
88	EDUARDO AGOSTON BRA													
	YAMAHA MS RACING YAMAHA													
	1	2:21.939	57.127	42.324	42.488	99.8								
	2	2:01.905	32.578	46.280	43.047	116.1								
	3	1:55.238	31.407	41.732	42.099	122.9								
	4	1:56.330	31.330	41.274	43.726	121.7								
	5	1:55.141	31.740	41.528	41.873	123.0								
	6	1:56.132	31.598	42.505	42.029	121.9								
	7	2:11.651 B	36.829	42.447	52.375	107.5								
	8	2:19.354	43.591	47.419	48.344	101.6								
	9	1:59.658	34.240	41.662	43.756	118.3								
	10	2:07.065 B	31.590	41.595	53.880	111.4								
	11	1:59.854	35.995	41.468	42.391	118.1								
	12	1:53.924	31.023	41.062	41.839	124.3								
	13	1:55.103	31.243	41.278	42.582	123.0								
91	BORJA JIMENEZ ESP													
	ESP SOLUTIONS MOTAP RACING T KAWASAKI													
	1	2:03.332	38.917	42.221	42.194	114.8								
	2	1:52.694	31.045	40.653	40.996	125.6								
	3	1:52.266	30.812	40.568	40.886	126.1								
	4	1:52.024	30.809	40.581	40.634	126.4								
	5	1:51.935	30.791	40.431	40.713	126.5								
	6	5:03.947 B	30.807	40.488	3:52.652	46.6								
	7	2:18.017 B	35.764	41.293	1:00.960	102.6								
	8	1:57.310	35.514	40.972	40.824	120.7								
	9	1:53.296	31.073	40.676	41.547	125.0								
	10	1:51.869	30.727	40.585	40.557	126.6								
	11	1:59.473	31.309	45.921	42.243	118.5								
	12	1:51.580	30.651	40.218	40.711	126.9								
92	JOEL AZNAR ESP													
	ILUSION TEAM 21 KAWASAKI													
	1	2:24.402	57.109	43.590	43.703	98.1								