


SBK Junior
ESBK
CARRERA 1

Análisis de sectores lentos


■ Mejor Personal							■ Mejor de la sesión							■ Cruzando por el pit lane																																									
Vlt.	Tiempo	Sector 1	Sector 2	Sector 3	Km/h	T. Sesión	Vlt.	Tiempo	Sector 1	Sector 2	Sector 3	Km/h	T. Sesión	Vlt.	Tiempo	Sector 1	Sector 2	Sector 3	Km/h	T. Sesión																																			
2	NATALIA RIVERA ESP						7	1:54.635	31.129	41.680	41.826	123.5	13:32.690	8	1:54.617	31.223	41.479	41.915	123.5	15:27.307	9	1:54.711	31.380	41.709	41.622	123.4	17:22.018	10	1:54.749	31.328	41.478	41.943	123.4	19:16.767	11	1:56.332	31.419	43.050	41.863	121.7	21:13.099	12	1:54.945	31.357	41.851	41.737	123.2	23:08.044	13	1:55.418	31.386	41.902	42.130	122.7	25:03.462
	I+DENT RACING TEAM YAMAHA																																																						
1	2:04.984	39.954	43.052	41.978	113.3	2:04.984																																																	
2	1:54.069	30.983	41.597	41.489	124.1	3:59.053																																																	
3	1:54.971	31.500	41.640	41.831	123.2	5:54.024																																																	
4	1:54.349	31.236	41.364	41.749	123.8	7:48.373																																																	
5	1:54.626	31.238	41.464	41.924	123.5	9:42.999																																																	
6	1:54.420	31.015	41.472	41.933	123.7	11:37.419																																																	
7	1:54.640	31.394	41.520	41.726	123.5	13:32.059																																																	
8	1:55.691	31.000	42.721	41.970	122.4	15:27.750																																																	
9	1:54.771	31.450	41.581	41.740	123.4	17:22.521																																																	
10	1:54.254	30.992	41.555	41.707	123.9	19:16.775																																																	
11	1:54.492	31.265	41.249	41.978	123.7	21:11.267																																																	
12	1:54.890	31.207	41.589	42.094	123.2	23:06.157																																																	
13	1:54.987	31.243	41.634	42.110	123.1	25:01.144																																																	
7	DIEGO HERNANDO ESP						18	IVAN MUÑOZ ESP						19	ADOLFO DELGADO MEX																																								
	I+DENT JUNIOR RACING TEAM YAMAHA							DEZA - BOX 77 RACING TEAM KAWASAKI							ITALIKA RACING VRT YAMAHA																																								
1	2:07.466	42.025	43.598	41.843	111.1	2:07.466	1	2:03.815	39.671	42.513	41.631	114.4	2:03.815	1	2:04.245	39.796	42.632	41.817	114.0	2:04.245																																			
2	1:56.162	31.780	42.312	42.070	121.9	4:03.628	2	1:55.086	31.220	41.995	41.871	123.0	3:58.901	2	1:54.613	31.149	41.412	42.052	123.5	3:58.858																																			
3	1:55.983	31.815	41.692	42.476	122.1	5:59.611	3	1:55.115	31.263	41.424	42.428	123.0	5:54.016	3	1:55.204	31.493	41.595	42.116	122.9	5:54.062																																			
4	1:55.405	31.966	41.580	41.859	122.7	7:55.016	4	1:54.611	31.359	41.427	41.825	123.5	7:48.627	4	1:54.870	31.783	41.486	41.601	123.3	7:48.932																																			
5	1:54.995	31.563	41.697	41.735	123.1	9:50.011	5	1:54.960	31.248	41.383	42.329	123.2	9:43.587	5	1:54.606	31.285	41.696	41.625	123.5	9:43.538																																			
6	1:54.981	31.364	41.670	41.947	123.1	11:44.992	6	1:54.231	31.376	41.493	41.362	123.9	11:37.818	6	1:53.954	31.085	41.333	41.536	124.3	11:37.492																																			
7	1:54.481	31.221	41.612	41.648	123.7	13:39.473	7	1:54.426	31.117	41.574	41.735	123.7	13:32.244	7	1:54.258	31.097	41.430	41.731	123.9	13:31.750																																			
8	1:55.440	31.106	42.255	42.079	122.7	15:34.913	8	1:53.639	31.140	41.255	41.244	124.6	15:25.883	8	1:53.878	31.072	41.242	41.564	124.3	15:25.628																																			
9	1:55.517	31.640	42.156	41.721	122.6	17:30.430	9	1:53.614	30.926	41.171	41.517	124.6	17:19.497	9	1:54.031	31.504	41.125	41.402	124.2	19:13.528																																			
10	1:56.011	31.615	42.192	42.204	122.0	19:26.441	10	1:54.031	31.504	41.125	41.402	124.2	19:13.528	10	1:54.172	31.221	41.488	41.463	124.0	19:13.833																																			
11	1:55.743	31.286	42.319	42.138	122.3	21:22.184	11	1:54.637	31.306	41.300	42.031	123.5	21:08.165	11	1:54.278	31.117	41.447	41.714	123.9	21:08.111																																			
12	1:55.985	32.237	41.980	41.768	122.1	23:18.169	12	1:55.198	31.665	41.722	41.811	122.9	23:03.363	12	1:55.243	31.604	41.629	42.010	122.9	23:03.354																																			
13	1:55.199	31.769	41.642	41.788	122.9	25:13.368	13	1:53.703	31.324	41.099	41.280	124.5	24:57.066	13	1:54.223	31.630	41.167	41.426	124.0	24:57.577																																			
11	ELMER LIRA CRI						20	JAVIER CORRAL ESP																																															
	ITALIKA RACING VRT YAMAHA							ARCO-MOTOR UNIVERSITY TEAM YAMAHA																																															
1	2:07.077	41.280	43.694	42.103	111.4	2:07.077	1	2:01.216	38.796	41.303	41.117	116.8	2:01.216																																										
2	1:55.363	31.593	42.093	41.677	122.7	4:02.440	2	1:53.204	31.077	40.972	41.155	125.1	3:54.420																																										
3	1:54.769	31.456	41.398	41.915	123.4	5:57.209	3	1:52.847	30.667	40.780	41.400	125.5	5:47.267																																										
4	1:54.491	31.280	41.316	41.895	123.7	7:51.700	4	1:53.154	31.010	40.999	41.145	125.1	7:40.421																																										
5	1:54.843	31.190	41.596	42.057	123.3	9:46.543	5	1:53.655	31.055	41.433	41.167	124.6	9:34.076																																										
6	1:55.772	31.155	42.151	42.466	122.3	11:42.315	6	1:53.406	30.922	40.968	41.516	124.9	11:27.482																																										
7	1:55.535	31.453	41.948	42.134	122.5	13:37.850	7	1:53.426	31.160	40.948	41.318	124.8	13:20.908																																										
8	1:56.159	31.967	41.868	42.324	121.9	15:34.009	8	1:53.590	31.140	41.123	41.327	124.6	15:14.498																																										
9	1:55.690	32.000	41.624	42.066	122.4	17:29.699	9	1:53.824	31.016	41.306	41.502	124.4	17:08.322																																										
10	1:55.620	31.782	41.801	42.037	122.5	19:25.319	10	1:53.466	31.239	41.143	41.084	124.8	19:01.788																																										
11	1:56.737	31.713	41.928	43.096	121.3	21:22.056	11	1:52.742	31.044	40.708	40.990	125.6	20:54.530																																										
12	1:56.236	32.048	42.437	41.751	121.8	23:18.292	12	1:52.982	30.854	40.998	41.130	125.3	22:47.512																																										
13	1:55.398	31.307	41.520	42.571	122.7	25:13.690	13	1:53.391	30.820	41.014	41.557	124.9	24:40.903																																										
12	FRANCISCO RUIZ ESP																																																						
	TEAM RACING FRAN26 KAWASAKI																																																						
1	2:05.021	40.165	42.616	42.240	113.3	2:05.021																																																	
2	1:54.867	31.283	41.776	41.808	123.3	3:59.888																																																	
3	1:54.319	31.163	41.691	41.465	123.9	5:54.207																																																	
4	1:54.682	31.452	41.478	41.752	123.5	7:48.889																																																	
5	1:54.625	31.171	41.672	41.782	123.5	9:43.514																																																	
6	1:54.541	31.328	41.458	41.755	123.6	11:38.055																																																	



SBK Junior
ESBK
CARRERA 1

Análisis de sectores lentos


■ Mejor Personal							■ Mejor de la sesión							■ Cruzando por el pit lane													
Vlt.	Tiempo	Sector 1	Sector 2	Sector 3	Km/h	T. Sesión	Vlt.	Tiempo	Sector 1	Sector 2	Sector 3	Km/h	T. Sesión	Vlt.	Tiempo	Sector 1	Sector 2	Sector 3	Km/h	T. Sesión							
23	JORDI RAPOSEIRAS AND						5	1:53.840	31.023	41.259	41.558	124.4	9:38.080	6	1:54.232	31.181	41.741	41.310	123.9	11:32.312	7	1:56.975	30.870	44.552	41.553	121.0	13:29.287
	ILUSIOTEAM21 KAWASAKI						8	1:53.970	31.005	41.400	41.565	124.2	15:23.257	9	1:53.894	31.039	41.337	41.518	124.3	17:17.151	10	1:54.000	30.986	41.309	41.705	124.2	19:11.151
1	2:05.531	40.614	42.638	42.279	112.8	2:05.531	11	1:54.319	31.267	41.515	41.537	123.9	21:05.470	12	1:54.565	31.182	41.513	41.870	123.6	23:00.035	13	1:55.076	31.350	41.775	41.951	123.0	24:55.111
2	1:54.781	31.339	41.831	41.611	123.4	4:00.312																					
3	1:55.059	31.338	41.897	41.824	123.1	5:55.371																					
4	1:53.898	30.853	41.471	41.574	124.3	7:49.269																					
5	1:54.724	31.136	41.730	41.858	123.4	9:43.993																					
6	1:54.453	31.196	41.535	41.722	123.7	11:38.446																					
7	1:54.271	30.967	41.638	41.666	123.9	13:32.717																					
8	1:54.323	30.916	41.554	41.853	123.8	15:27.040																					
26	JOSE OSUNA ESP						35	VARIS FLEMING AUT						BRP RACING KAWASAKI													
	DEZA-BOX77 RACING TEAM KAWASAKI						1	2:05.229	40.391	42.916	41.922	113.1	2:05.229	2	1:54.902	31.448	41.769	41.685	123.2	4:00.131							
1	1:59.052	37.288	40.856	40.908	118.9	1:59.052	3	1:54.994	31.294	41.948	41.752	123.1	5:55.125	4	1:54.885	31.640	41.599	41.646	123.2	7:50.010							
2	1:52.612	30.999	40.865	40.748	125.7	3:51.664	5	1:55.256	31.793	42.019	41.444	122.8	9:45.266	6	1:56.540	31.820	42.262	42.458	121.5	11:41.806							
3	1:52.471	30.674	40.832	40.965	125.9	5:44.135	7	1:56.225	31.868	42.465	41.892	121.8	13:38.031	8	1:56.062	31.670	42.468	41.924	122.0	15:34.093							
4	1:52.265	30.965	40.471	40.829	126.1	7:36.400	9	1:55.603	31.792	42.128	41.683	122.5	17:29.696	10	1:55.800	31.647	42.228	41.925	122.3	19:25.496							
5	1:52.224	30.758	40.678	40.788	126.2	9:28.624	11	1:56.322	31.758	42.380	42.184	121.7	21:21.818	12	1:55.293	31.941	41.787	41.565	122.8	23:17.111							
6	1:52.300	30.819	40.622	40.859	126.1	11:20.924	13	1:55.143	31.741	41.545	41.857	123.0	25:12.254														
7	1:52.266	30.759	40.629	40.878	126.1	13:13.190																					
8	1:52.795	30.946	40.910	40.939	125.5	15:05.985																					
9	1:52.130	30.631	40.632	40.867	126.3	16:58.115																					
10	1:52.174	30.846	40.468	40.860	126.2	18:50.289																					
11	1:52.267	30.815	40.572	40.880	126.1	20:42.556																					
12	1:52.222	30.866	40.541	40.815	126.2	22:34.778																					
13	1:52.306	30.693	40.693	40.920	126.1	24:27.084																					
28	MATEO BONGIOVANNI ARG						44	ADRIAN RODRIGUEZ ESP						TEAM SPEED RACING KAWASAKI													
	RXP-MIR RACING KAWASAKI						1	2:00.460	38.147	41.040	41.273	117.5	2:00.460	2	1:55.499	33.346	41.000	41.153	122.6	3:55.959							
1	2:08.488	41.781	44.519	42.188	110.2	2:08.488	3	1:52.586	30.982	40.647	40.957	125.8	5:48.545	4	1:52.316	30.904	40.611	40.801	126.1	7:40.861							
2	1:56.797	31.505	43.099	42.193	121.2	4:05.285	5	1:52.511	30.659	40.734	41.118	125.8	9:33.372	6	1:55.453	33.728	40.715	41.010	122.6	11:28.825							
3	1:55.904	31.720	42.324	41.860	122.2	6:01.189	7	1:52.456	30.788	40.728	40.940	125.9	13:21.281	8	1:55.165	33.285	40.812	41.068	122.9	15:16.446							
4	1:55.523	31.636	42.081	41.806	122.6	7:56.712	9	1:52.363	30.787	40.620	40.956	126.0	17:08.809	10	1:52.809	31.120	40.510	41.179	125.5	19:01.618							
5	1:55.726	31.688	42.232	41.806	122.3	9:52.438	11	1:52.610	30.885	40.662	41.063	125.7	20:54.228	12	1:52.823	30.963	40.735	41.125	125.5	22:47.051							
6	1:55.378	31.544	42.139	41.695	122.7	11:47.816	13	1:52.933	30.850	40.821	41.262	125.4	24:39.984														
7	1:56.125	31.814	42.385	41.926	121.9	13:43.941																					
8	1:56.009	31.821	42.107	42.081	122.0	15:39.950																					
9	1:56.653	32.438	42.509	41.706	121.4	17:36.603																					
10	1:55.552	31.338	42.492	41.722	122.5	19:32.155																					
11	1:56.098	31.596	42.515	41.987	122.0	21:28.253																					
32	RODRIGO VALENTE M. PRT						48	JULIO GARCIA ESP						ESP SOLUTIONS MOTAP RACING T KAWASAKI													
	ESP SOLUTIONS MOTAP RACING T KAWASAKI						1	1:59.299	37.670	40.929	40.700	118.7	1:59.299	2	1:52.211	30.621	40.756	40.834	126.2	3:51.510							
1	2:02.276	39.213	41.407	41.656	115.8	2:02.276	3	1:52.671	30.942	40.458	41.271	125.7	5:44.181	4	1:52.133	30.768	40.462	40.903	126.3	7:36.314							
2	1:54.292	30.972	41.072	42.248	123.9	3:56.568	5	1:52.324	31.011	40.750	40.563	126.1	9:28.638	6	1:52.419	30.910	40.864	40.645	125.9	11:21.057							
3	1:53.593	30.716	41.221	41.656	124.6	5:50.161	7	1:52.347	30.728	40.840	40.779	126.0	13:13.404	8	1:52.400	30.601	40.828	40.971	126.0	15:05.804							
4	1:53.778	30.958	41.387	41.433	124.4	7:43.939	9	1:52.583	31.021	40.743	40.819	125.8	16:58.387	10	1:52.206	30.871	40.593	40.742	126.2	18:50.593							
5	1:54.284	31.236	41.674	41.374	123.9	9:38.223	11	1:52.311	30.721	40.671	40.919	126.1	20:42.904	12	1:52.038	30.710	40.627	40.701	126.4	22:34.942							
6	1:53.850	30.903	41.551	41.396	124.4	11:32.073	13	1:52.131	30.500	40.795	40.836	126.3	24:27.073														
33	GONZALO SANCHEZ ESP																										
	ETG RACING YAMAHA																										
1	2:02.749	39.533	41.870	41.346	115.3	2:02.749																					
2	1:53.664	30.663	41.312	41.689	124.6	3:56.413																					
3	1:53.792	31.026	41.325	41.441	124.4	5:50.205																					
4	1:54.035	31.161	41.452	41.422	124.2	7:44.240																					



SBK Junior
ESBK
CARRERA 1

Análisis de sectores lentos

■ Mejor Personal							■ Mejor de la sesión							■ Cruzando por el pit lane																																																																																				
Vlt.	Tiempo	Sector 1	Sector 2	Sector 3	Km/h	T. Sesión	Vlt.	Tiempo	Sector 1	Sector 2	Sector 3	Km/h	T. Sesión	Vlt.	Tiempo	Sector 1	Sector 2	Sector 3	Km/h	T. Sesión																																																																														
55	UNAI CALATAYUD						ESP	8	1:55.975	31.417	42.438	42.120	122.1	15:34.744	9	1:55.381	31.663	41.922	41.796	122.7	17:30.125	10	1:55.896	31.604	42.139	42.153	122.2	19:26.021	11	1:56.212	31.467	42.856	41.889	121.8	21:22.233	12	1:55.608	31.782	41.854	41.972	122.5	23:17.841	13	1:54.993	31.478	41.574	41.941	123.1	25:12.834																																																	
ARCO-MOTOR UNIVERSITY TEAM							YAMAHA																																																																																											
1	2:01.025	38.573	41.186	41.266	117.0	2:01.025	2	1:52.583	30.938	40.403	41.242	125.8	3:53.608	3	4:13.580	B 30.978	1:10.495	2:32.107	55.8	8:07.188	4	2:05.313	38.638	43.569	43.106	113.0	10:12.501	5	1:56.203	31.984	41.852	42.367	121.8	12:08.704	6	1:55.606	31.534	41.680	42.392	122.5	14:04.310	7	1:55.021	31.527	41.618	41.876	123.1	15:59.331	8	1:55.388	31.807	41.270	42.311	122.7	17:54.719	9	1:56.056	31.975	41.958	42.123	122.0	19:50.775	10	1:55.274	31.643	41.610	42.021	122.8	21:46.049	11	1:55.655	31.487	41.609	42.559	122.4	23:41.704	12	1:55.944	31.831	41.699	42.414	122.1	25:37.648															
56	DAYRON MORILLAS						ESP	1	2:00.524	37.560	41.381	41.583	117.5	2:00.524	2	1:53.464	31.154	41.283	41.027	124.8	3:53.988	3	1:53.367	30.761	40.674	41.932	124.9	5:47.355	4	1:52.941	31.096	40.637	41.208	125.4	7:40.296	5	1:53.152	30.991	41.251	40.910	125.1	9:33.448	6	1:52.383	30.685	40.612	41.086	126.0	11:25.831	7	1:52.433	30.763	40.604	41.066	125.9	13:18.264	8	1:52.766	30.716	40.704	41.346	125.6	15:11.030	9	1:52.651	30.720	40.602	41.329	125.7	17:03.681	10	1:52.838	30.794	40.640	41.404	125.5	18:56.519	11	1:53.075	30.848	40.955	41.272	125.2	20:49.594	12	1:53.105	30.921	40.793	41.391	125.2	22:42.699	13	1:53.609	30.892	40.782	41.935	124.6	24:36.308
YAMAHA MS RACING							YAMAHA																																																																																											
57	ANTONIO TORRES						ESP	1	2:00.598	38.446	41.117	41.035	117.4	2:00.598	2	1:52.215	30.898	40.667	40.650	126.2	3:52.813	3	1:52.161	30.902	40.598	40.661	126.2	5:44.974	4	1:51.905	30.741	40.285	40.879	126.5	7:36.879	5	1:52.669	30.951	40.755	40.963	125.7	9:29.548	6	1:52.443	30.817	40.760	40.866	125.9	11:21.991	7	1:52.257	30.619	40.720	40.918	126.1	13:14.248	8	1:52.254	30.733	40.563	40.958	126.1	15:06.502	9	1:52.494	30.755	40.934	40.805	125.9	16:58.996	10	1:52.275	30.801	40.655	40.819	126.1	18:51.271	11	1:52.180	30.773	40.588	40.819	126.2	20:43.451	12	1:52.138	30.727	40.628	40.783	126.3	22:35.589	13	1:52.126	30.513	40.697	40.916	126.3	24:27.715
DEZA-BOX 77 RACING TEAM							KAWASAKI																																																																																											
58	ISAAC MARTINS R.						PRT	1	2:06.276	40.801	43.090	42.385	112.1	2:06.276	2	1:54.740	31.117	41.838	41.785	123.4	4:01.016	3	1:54.830	31.357	41.763	41.710	123.3	5:55.846	4	1:54.902	31.460	41.561	41.881	123.2	7:50.748	5	1:55.101	31.303	42.038	41.760	123.0	9:45.849	6	1:56.407	31.459	42.343	42.605	121.6	11:42.256	7	1:56.513	31.853	42.356	42.304	121.5	13:38.769																																										
TEAM MOTO CLUBE LOULÉ CONCE							KAWASAKI																																																																																											
61	JAVIER DEL OLMO						ESP	1	2:05.700	40.401	43.190	42.109	112.6	2:05.700	2	1:55.144	31.325	41.958	41.861	123.0	4:00.844	3	1:54.734	30.958	41.974	41.802	123.4	5:55.578	4	1:54.788	31.304	41.746	41.738	123.3	7:50.366	5	1:54.798	31.352	41.738	41.708	123.3	9:45.164	6	1:54.937	31.349	41.799	41.789	123.2	11:40.101	7	1:54.921	31.213	41.912	41.796	123.2	13:35.022	8	1:55.155	31.297	42.118	41.740	123.0	15:30.177	9	1:54.656	31.382	41.605	41.669	123.5	17:24.833	10	1:54.576	31.393	41.495	41.688	123.6	19:19.409																					
KAWASAKI PL RACING JUNIOR TEA							KAWASAKI																																																																																											
62	DANIEL OCETE						ESP	1	2:06.216	40.768	43.004	42.444	112.2	2:06.216	2	1:55.291	31.493	41.785	42.013	122.8	4:01.507	3	1:54.725	31.394	41.496	41.835	123.4	5:56.232	4	1:54.726	31.323	41.550	41.853	123.4	7:50.958	5	1:55.309	31.302	42.073	41.934	122.8	9:46.267	6	1:56.787	31.332	42.470	42.985	121.2	11:43.054	7	1:55.924	31.514	42.119	42.291	122.1	13:38.978	8	1:55.187	31.351	41.729	42.107	122.9	15:34.165	9	1:56.173	32.007	42.359	41.807	121.9	17:30.338	10	1:55.638	31.554	42.155	41.929	122.4	19:25.976	11	1:56.199	31.645	41.607	42.947	121.8	21:22.175	12	1:55.918	32.137	41.802	41.979	122.1	23:18.093	13	1:55.053	31.683	41.561	41.809	123.1	25:13.146
I+DENT JUNIOR RACING TEAM							YAMAHA																																																																																											
71	IVAN BOLAÑO						ESP	1	2:06.810	40.899	43.222	42.689	111.7	2:06.810	2	1:56.204	31.649	42.508	42.047	121.8	4:03.014	3	1:56.566	31.527	42.305	42.734	121.5	5:59.580	4	1:56.277	32.276	41.855	42.146	121.8	7:55.857	5	1:56.045	31.625	42.213	42.207	122.0	9:51.902	6	1:55.898	31.696	41.863	42.339	122.2	11:47.800	7	1:56.798	31.999	42.358	42.441	121.2	13:44.598	8	1:55.640	31.586	41.904	42.150	122.4	15:40.238	9	1:55.595	31.831	41.754	42.010	122.5	17:35.833	10	1:55.405	31.455	41.992	41.958	122.7	19:31.238	11	1:55.495	31.432	41.923	42.140	122.6	21:26.733	12	1:55.228	31.405	41.559	42.264	122.9	23:21.961	13	1:55.227	31.554	41.524	42.149	122.9	25:17.188
GMFUEL VRC TEAM							KAWASAKI																																																																																											
73	FRANCISCO PIRES						PRT	1	2:10.889	42.881	44.403	43.605	108.2	2:10.889	2	2:00.615	32.972	43.925	43.718	117.4	4:11.504	3	2:01.139	32.879	44.542	43.718	116.9	6:12.643																																																																						
MIGUEL OLIVEIRA RACING TEAM							YAMAHA																																																																																											



SBK Junior
ESBK
CARRERA 1

Análisis de sectores lentos

■ Mejor Personal							■ Mejor de la sesión							■ Cruzando por el pit lane								
Vlt.	Tiempo	Sector 1	Sector 2	Sector 3	Km/h	T. Sesión	Vlt.	Tiempo	Sector 1	Sector 2	Sector 3	Km/h	T. Sesión	Vlt.	Tiempo	Sector 1	Sector 2	Sector 3	Km/h	T. Sesión		
74	JUAN CONESA						ESP															
	MTM KAWASAKI						KAWASAKI															
1	3:14.376	36.869	1:55.622	41.885	72.8	3:14.376																
2	1:53.038	31.080	40.906	41.052	125.3	5:07.414																
3	1:52.496	30.949	40.625	40.922	125.9	6:59.910																
4	1:52.240	30.857	40.492	40.891	126.1	8:52.150																
5	1:52.587	30.822	40.796	40.969	125.8	10:44.737																
6	1:51.811	30.761	40.387	40.663	126.6	12:36.548																
7	1:54.491	32.717	40.964	40.810	123.7	14:31.039																
8	1:52.059	30.647	40.694	40.718	126.4	16:23.098																
9	1:52.065	30.735	40.359	40.971	126.3	18:15.163																
10	1:51.914	30.677	40.468	40.769	126.5	20:07.077																
11	1:51.881	30.496	40.524	40.861	126.6	21:58.958																
12	1:51.819	30.625	40.419	40.775	126.6	23:50.777																
13	1:52.054	30.648	40.491	40.915	126.4	25:42.831																
76	GONÇALO CAPOTE						PRT															
	MIGUEL OLIVEIRA RACING TEAM						YAMAHA															
1	2:06.792	41.004	43.561	42.227	111.7	2:06.792																
2	1:55.368	31.490	42.085	41.793	122.7	4:02.160																
3	1:55.192	31.405	42.152	41.635	122.9	5:57.352																
4	1:55.365	31.446	41.848	42.071	122.7	7:52.717																
5	1:55.933	31.692	42.096	42.145	122.1	9:48.650																
6	1:56.359	31.875	42.359	42.125	121.7	11:45.009																
7	1:56.031	31.622	42.214	42.195	122.0	13:41.040																
8	1:56.317	31.860	42.175	42.282	121.7	15:37.357																
9	1:56.723	31.975	42.543	42.205	121.3	17:34.080																
10	1:56.143	31.822	42.190	42.131	121.9	19:30.223																
11	1:56.301	31.679	42.277	42.345	121.7	21:26.524																
12	1:55.614	31.781	41.780	42.053	122.5	23:22.138																
13	1:55.311	31.531	41.848	41.932	122.8	25:17.449																
88	EDUARDO AGOSTON						BRA															
	YAMAHA MS RACING						YAMAHA															
1	2:02.655	39.371	41.615	41.669	115.4	2:02.655																
2	1:54.508	31.282	41.390	41.836	123.6	3:57.163																
3	1:54.298	31.252	41.260	41.786	123.9	5:51.461																
4	1:54.487	31.433	41.218	41.836	123.7	7:45.948																
5	1:54.794	31.474	41.358	41.962	123.3	9:40.742																
6	1:54.736	31.572	41.311	41.853	123.4	11:35.478																
7	1:54.704	31.391	41.452	41.861	123.4	13:30.182																
8	1:54.550	31.491	41.265	41.794	123.6	15:24.732																
9	1:54.786	31.578	41.297	41.911	123.3	17:19.518																
10	1:54.468	31.611	41.374	41.483	123.7	19:13.986																
11	1:54.368	31.191	41.387	41.790	123.8	21:08.354																
12	2:28.513	31.691	1:10.086	46.736	95.3	23:36.867																
13	1:59.188	33.242	42.968	42.978	118.8	25:36.055																
91	BORJA JIMENEZ						ESP															
	ESP SOLUTIONS MOTAP RACING T						KAWASAKI															
1	2:00.470	37.907	41.469	41.094	117.5	2:00.470																
2	1:53.140	31.675	40.611	40.854	125.1	3:53.610																
3	1:51.874	30.621	40.607	40.646	126.6	5:45.484																
4	1:51.600	30.679	40.395	40.526	126.9	7:37.084																
5	1:51.875	30.536	40.754	40.585	126.6	9:28.959																
6	1:52.605	30.921	40.969	40.715	125.7	11:21.564																
7	1:52.054	30.676	40.709	40.669	126.4	13:13.618																
8	1:52.623	30.765	40.953	40.905	125.7	15:06.241																
9	1:52.275	30.804	40.858	40.613	126.1	16:58.516																
10	1:52.292	30.980	40.603	40.709	126.1	18:50.808																
11	1:52.284	30.860	40.607	40.817	126.1	20:43.092																
12	1:52.191	30.780	40.709	40.702	126.2	22:35.283																
13	1:52.190	30.527	40.749	40.914	126.2	24:27.473																
92	JOEL AZNAR						ESP															
	ILUSION TEAM 21						KAWASAKI															
1	2:08.197	42.218	43.687	42.292	110.4	2:08.197																
2	1:57.426	31.991	42.810	42.625	120.6	4:05.623																
3	1:56.881	31.720	42.781	42.380	121.1	6:02.504																
4	1:57.431	32.366	42.500	42.565	120.6	7:59.935																
5	1:57.151	31.966	42.416	42.769	120.9	9:57.086																
6	1:56.995	32.270	42.283	42.442	121.0	11:54.081																
7	1:56.709	31.960	42.339	42.410	121.3	13:50.790																
8	1:56.389	31.844	42.086	42.459	121.7	15:47.179																
9	1:56.424	31.753	42.521	42.150	121.6	17:43.603																
10	1:55.984	31.739	42.047	42.198	122.1	19:39.587																
11	1:56.644	31.864	42.504	42.276	121.4	21:36.231																
12	1:56.977	31.964	42.562	42.451	121.0	23:33.208																
13	1:57.350	32.319	42.127	42.904	120.7	25:30.558																