


# SBK ESBK ENT. LIBRE 1

## Vuelta a vuelta

— Vuelta invalidada    ■ Mejor Personal    ■ Mejor de la sesión    B Cruzando por el pit lane

Vlt.	Tiempo	Sector 1	Sector 2	Sector 3	Km/h	T. Sesión	Vlt.	Tiempo	Sector 1	Sector 2	Sector 3	Km/h	T. Sesión		
<b>4</b>	<b>JAVIER ARTIME</b>	ESP						16	1:43.527	27.463	38.882	37.182	136.8	36:12.447	
	TEAM HONDA LAGLISSE	HONDA													
1	2:48.930	1:26.075	43.094	39.761	83.8	2:48.930									
2	1:49.354	28.921	41.248	39.185	129.5	4:38.284									
3	1:48.675	28.531	41.175	38.969	130.3	6:26.959									
4	1:47.638	28.660	40.518	38.460	131.5	8:14.597									
5	1:46.694	28.214	40.465	<b>38.015</b>	132.7	10:01.291									
6	1:47.108	28.205	40.517	38.386	132.2	11:48.399									
7	1:47.324	28.377	40.439	38.508	131.9	13:35.723									
8	1:47.422	28.520	40.439	38.463	131.8	15:23.145									
9	9:58.929 <b>B</b>	31.086	41.629	8:46.214	23.6	25:22.074									
10	2:04.031	40.144	41.961	41.926	114.2	27:26.105									
11	1:58.890	36.234	42.231	40.425	119.1	29:24.995									
12	1:52.182	32.252	40.966	38.964	126.2	31:17.177									
13	1:46.726	28.567	<b>40.122</b>	38.037	132.7	33:03.903									
14	1:46.396	27.986	40.277	38.133	133.1	34:50.299									
15	<b>1:46.333</b>	<b>27.950</b>	40.190	38.193	133.2	36:36.632									
16	1:46.938	28.340	40.229	38.369	132.4	38:23.570									
17	1:47.856	28.405	40.598	38.853	131.3	40:11.426									
<b>12</b>	<b>BORJA GOMEZ</b>	ESP						<b>24</b>	<b>JOSE A. DIAZ</b>	ESP					
	CARDOSO RACING	YAMAHA							ANDIFER/ENERGY 21	YAMAHA					
1	5:22.082	4:01.972	43.177	36.933	44.0	5:22.082		1	6:03.879	4:40.000	43.287	40.592	38.9	6:03.879	
2	1:39.987	26.327	37.631	36.029	141.6	7:02.069		2	1:52.308	30.428	42.194	39.686	126.1	7:56.187	
3	1:42.267	27.067	38.335	36.865	138.4	8:44.336		3	1:56.295	32.319	43.872	40.104	121.7	9:52.482	
4	1:39.345	26.172	37.394	<b>35.779</b>	142.5	10:23.681		4	1:52.575	30.256	42.571	39.748	125.8	11:45.057	
5	8:44.865 <b>B</b>	26.428	38.392	7:40.045	27.0	19:08.546		5	1:51.114	29.617	41.497	40.000	127.4	13:36.171	
6	1:47.554	32.611	37.996	36.947	131.6	20:56.100		6	1:49.951	29.685	41.019	39.247	128.8	15:26.122	
7	1:39.332	26.130	37.235	35.967	142.5	22:35.432		7	1:50.530	29.644	41.569	39.317	128.1	17:16.652	
8	1:41.193	26.548	38.224	36.421	139.9	24:16.625		8	10:18.960 <b>B</b>	29.869	41.484	9:07.607	22.9	27:35.612	
9	<b>1:38.810</b>	<b>25.885</b>	<b>37.006</b>	35.919	143.3	25:55.435		9	2:02.969	42.013	41.738	39.218	115.1	29:38.581	
10	1:39.104	25.984	37.241	35.879	142.9	27:34.539		10	<b>1:48.017</b>	<b>28.807</b>	<b>40.268</b>	<b>38.942</b>	131.1	31:26.598	
11	1:39.719	26.079	37.567	36.073	142.0	29:14.258		11	1:48.549	29.135	40.373	39.041	130.4	33:15.147	
12	1:46.365	29.503	39.863	36.999	133.1	31:00.623									
13	1:39.700	26.210	37.450	36.040	142.0	32:40.323									
14	4:59.683 <b>B</b>	33.247	39.484	3:46.952	47.2	37:40.006									
15	1:50.348	36.329	37.830	36.189	128.3	39:30.354									
16	1:55.176	30.726	43.355	41.095	122.9	41:25.530									
<b>13</b>	<b>VILLE VALTONEN</b>	FIN						<b>26</b>	<b>DANIEL SAEZ</b>	ESP					
	TRT TEAM								ALMA RACING TEAM	YAMAHA					
1	3:06.547	1:46.955	41.373	38.219	75.9	3:06.547		1	2:37.217	1:15.539	43.729	37.949	90.1	2:37.217	
2	1:44.783	28.031	39.233	37.519	135.1	4:51.330		2	1:42.041	26.788	38.188	37.065	138.8	4:19.258	
3	1:45.800	27.621	39.150	39.029	133.8	6:37.130		3	1:41.950	27.418	37.954	36.578	138.9	6:01.208	
4	1:52.149	33.673	41.453	37.023	126.2	8:29.279		4	1:41.748	27.433	37.939	36.376	139.2	7:42.956	
5	1:43.461	27.580	38.805	37.076	136.9	10:12.740		5	1:41.552	27.148	37.834	36.570	139.4	9:24.508	
6	<b>1:43.104</b>	27.367	<b>38.671</b>	37.066	137.3	11:55.844		6	1:41.844	27.026	37.916	36.902	139.0	11:06.352	
7	3:23.278 <b>B</b>	27.534	41.201	2:14.543	69.7	15:19.122		7	14:13.669 <b>B</b>	28.734	39.920	...	16.6	25:20.021	
8	2:03.132	43.609	42.184	37.339	115.0	17:22.254		8	1:51.180	34.958	39.197	37.025	127.4	27:11.201	
9	1:44.014	27.399	38.797	37.818	136.1	19:06.268		9	1:41.108	26.894	37.835	36.379	140.0	28:52.309	
10	1:43.334	27.641	38.849	<b>36.844</b>	137.0	20:49.602		10	1:40.748	26.628	37.764	36.356	140.5	30:33.057	
11	1:48.939	27.405	38.904	42.630	130.0	22:38.541		11	1:40.689	26.722	37.615	36.352	140.6	32:13.746	
12	6:22.263 <b>B</b>	30.326	41.965	5:09.972	37.0	29:00.804		12	<b>1:40.372</b>	<b>26.807</b>	<b>37.389</b>	<b>36.176</b>	141.1	33:54.118	
13	2:01.370	44.230	39.936	37.204	116.7	31:02.174		13	1:47.932	<b>26.553</b>	44.828	36.551	131.2	35:42.050	
14	1:43.169	27.514	38.726	36.929	137.2	32:45.343									
15	1:43.577	<b>27.340</b>	39.087	37.150	136.7	34:28.920									
<b>29</b>	<b>JUAN J. NUÑEZ</b>	ESP						<b>28</b>	<b>DANIEL SAEZ</b>	ESP					
	KAWASAKI PL RACING	KAWASAKI							ALMA RACING TEAM	YAMAHA					
1	3:05.417	1:43.255	43.262	38.900	76.4	3:05.417		1	2:37.217	1:15.539	43.729	37.949	90.1	2:37.217	
2	1:45.536	28.032	39.996	37.508	134.2	4:50.953		2	1:42.041	26.788	38.188	37.065	138.8	4:19.258	
3	1:44.351	27.417	39.434	37.500	135.7	6:35.304		3	1:41.950	27.418	37.954	36.578	138.9	6:01.208	
4	1:44.898	27.467	39.594	37.837	135.0	8:20.202		4	1:41.748	27.433	37.939	36.376	139.2	7:42.956	
5	1:45.856	27.638	40.093	38.125	133.8	10:06.058		5	1:41.552	27.148	37.834	36.570	139.4	9:24.508	
6	1:43.898	27.420	39.022	37.456	136.3	11:49.956		6	1:41.844	27.026	37.916	36.902	139.0	11:06.352	
7	1:44.859	27.320	39.601	37.938	135.0	13:34.815		7	14:13.669 <b>B</b>	28.734	39.920	...	16.6	25:20.021	
8	5:07.584 <b>B</b>	29.634	39.931	3:58.019	46.0	18:42.399		8	1:51.180	34.958	39.197	37.025	127.4	27:11.201	
9	2:07.785	42.104	43.462	42.219	110.8	20:50.184		9	1:41.108	26.894	37.835	36.379	140.0	28:52.309	
10	1:44.433	27.767	39.317	37.349	135.6	22:34.617		10	1:40.748	26.628	37.764	36.356	140.5	30:33.057	
11	<b>1:43.572</b>	<b>27.186</b>	<b>39.244</b>	<b>37.142</b>	136.7	24:18.189		11	1:40.689	26.722	37.615	36.352	140.6	32:13.746	
12	1:43.639	27.328	<b>38.983</b>	37.328	136.6	26:01.828		12	<b>1:40.372</b>	<b>26.807</b>	<b>37.389</b>	<b>36.176</b>	141.1	33:54.118	
13	1:44.301	27.403	39.376	37.522	135.7	27:46.129		13	1:47.932	<b>26.553</b>	44.828	36.551	131.2	35:42.050	
14	1:44.360	27.477	39.459	37.424	135.7	29:30.489									
15	1:46.782	27.923	40.234	38.625	132.6	31:17.271									
16	1:44.788	27.915	39.491	37.382	135.1	33:02.059									
17	1:44.065	27.467	39.171	37.427	136.1	34:46.124									
<b>33</b>	<b>EDUARDO MONTERO</b>	ESP						<b>29</b>	<b>JUAN J. NUÑEZ</b>	ESP					
	ENERGY 21	BMW MOTORRAD							KAWASAKI PL RACING	KAWASAKI					
1	5:06.761	3:43.768	41.328	41.665	46.2	5:06.761		1	3:05.417	1:43.255	43.262	38.900	76.4	3:05.417	
2	1:44.214	27.827	39.077	37.310	135.9	6:50.975		2	1:45.536	28.032	39.996	37.508	134.2	4:50.953	
3	19:22.822 <b>B</b>	27.457	40.379	...	12.2	26:13.797		3	1:44.351	27.417	39.434	37.500	135.7	6:35.304	




# SBK ESBK ENT. LIBRE 1

## Vuelta a vuelta

— Vuelta invalidada    ■ Mejor Personal    ■ Mejor de la sesión    ■ Cruzando por el pit lane

Vlt.	Tiempo	Sector 1	Sector 2	Sector 3	Km/h	T. Sesión	Vlt.	Tiempo	Sector 1	Sector 2	Sector 3	Km/h	T. Sesión
4	2:01.692	39.707	40.535	41.450	116.3	28:15.489	1	2:17.966	59.009	41.699	37.258	102.6	2:17.966
5	1:43.718	27.631	38.667	37.420	136.5	29:59.207	2	1:39.678	26.440	37.174	36.064	142.0	3:57.644
6	<b>1:42.891</b>	27.199	38.674	<b>37.018</b>	137.6	31:42.098	3	1:40.162	26.682	37.483	35.997	141.4	5:37.806
7	1:44.450	<b>27.166</b>	40.114	37.170	135.6	33:26.548	4	1:39.767	26.174	37.471	36.122	141.9	7:17.573
8	1:42.949	27.291	38.635	37.023	137.5	35:09.497	5	9:17.328 <b>B</b>	26.630	38.838	8:11.860	25.4	16:34.901
9	1:42.987	27.353	<b>38.503</b>	37.131	137.5	36:52.484	6	1:48.363	34.247	37.788	36.328	130.7	18:23.264
10	1:48.438	29.481	40.605	38.352	130.6	38:40.922	7	<b>1:39.045</b>	<b>26.157</b>	37.048	<b>35.840</b>	143.0	20:02.309
11	1:46.652	27.221	41.549	37.882	132.8	40:27.574	8	1:40.961	26.353	38.260	36.348	140.2	21:43.270
<b>37</b> ILYA MIKHALCHYK UKR BMW EASYRACE TEAM BMW MOTORRAD							9	1:40.057	26.391	37.640	36.026	141.5	23:23.327
1	3:02.920	1:42.894	41.240	38.786	77.4	3:02.920	10	1:39.154	26.251	<b>36.998</b>	35.905	142.8	25:02.481
2	1:44.954	27.793	39.669	37.492	134.9	4:47.874	11	8:37.521 <b>B</b>	26.433	38.650	7:32.438	27.4	33:40.002
3	12:23.677 <b>B</b>	27.371	39.830	...	19.0	17:11.551	12	1:46.831	33.038	37.688	36.105	132.5	35:26.833
4	1:51.504	35.336	39.543	36.625	127.0	19:03.055	13	1:39.479	26.258	37.179	36.042	142.3	37:06.312
5	1:39.969	26.412	37.366	36.191	141.6	20:43.024	14	1:39.268	26.176	37.053	36.039	142.6	38:45.580
6	1:40.114	26.469	37.410	36.235	141.4	22:23.138	15	1:40.297	26.265	37.215	36.817	141.2	40:25.877
7	1:40.068	26.450	37.469	<b>36.149</b>	141.5	24:03.206	<b>53</b> ESTEVE RABAT ESP TEAM HONDA LAGLISSE HONDA						
8	<b>1:39.872</b>	<b>26.350</b>	<b>37.255</b>	36.267	141.8	25:43.078	1	3:38.691	2:21.819	39.230	37.642	64.7	3:38.691
<b>38</b> VICTOR BARROS AGO FRAMMENTI RACING TEAM YAMAHA							2	1:41.678	26.968	38.141	36.569	139.3	5:20.369
1	3:27.831	2:06.479	41.697	39.655	68.1	3:27.831	3	1:41.333	26.803	38.189	36.341	139.7	7:01.702
2	1:49.787	30.031	41.005	38.751	129.0	5:17.618	4	1:41.834	27.201	38.272	36.361	139.0	8:43.536
3	1:52.412	29.928	43.416	39.068	126.0	7:10.030	5	1:39.874	26.506	37.458	35.910	141.8	10:23.410
4	1:49.054	29.600	40.511	38.943	129.8	8:59.084	6	6:42.299 <b>B</b>	26.386	37.410	5:38.503	35.2	17:05.709
5	1:49.059	29.612	40.317	39.130	129.8	10:48.143	7	1:46.045	32.167	37.661	36.217	133.5	18:51.754
6	1:48.898	29.699	40.441	38.758	130.0	12:37.041	8	1:39.837	26.583	37.193	36.061	141.8	20:31.591
7	1:48.806	29.538	40.306	38.962	130.1	14:25.847	9	1:39.836	26.295	37.463	36.078	141.8	22:11.427
8	1:48.734	29.506	40.548	<b>38.680</b>	130.2	16:14.581	10	1:39.470	26.291	37.259	35.920	142.3	23:50.897
9	1:48.727	29.491	40.217	39.019	130.2	18:03.308	11	1:39.469	26.321	37.183	35.965	142.3	25:30.366
10	1:48.416	29.438	40.153	38.825	130.6	19:51.724	12	5:34.177 <b>B</b>	26.236	36.990	4:30.951	42.4	31:04.543
11	<b>1:48.038</b>	29.395	<b>39.831</b>	38.812	131.1	21:39.762	13	1:46.945	32.918	37.619	36.408	132.4	32:51.488
12	1:48.393	<b>29.392</b>	40.135	38.866	130.6	23:28.155	14	1:39.566	26.400	37.219	35.947	142.2	34:31.054
<b>40</b> ROMAN RAMOS ESP KAWASAKI PL RACING KAWASAKI							15	1:39.327	26.259	37.192	35.876	142.5	36:10.381
1	2:36.835	1:21.604	38.753	36.478	90.3	2:36.835	16	1:38.957	26.238	37.006	35.713	143.1	37:49.338
2	1:40.962	26.767	37.843	36.352	140.2	4:17.797	17	1:38.912	26.237	36.991	35.684	143.1	39:28.250
3	1:39.855	26.499	37.392	35.964	141.8	5:57.652	18	<b>1:38.641</b>	<b>26.187</b>	<b>36.826</b>	<b>35.628</b>	143.5	41:06.891
4	1:40.144	26.424	37.737	35.983	141.4	7:37.796	<b>55</b> ALEJANDRO MEDINA ESP TEAM SPEED RACING KAWASAKI						
5	1:39.482	26.380	37.121	35.981	142.3	9:17.278	1	2:16.141	59.801	39.823	36.517	104.0	2:16.141
6	1:39.836	26.324	37.505	36.007	141.8	10:57.114	2	1:40.164	26.713	37.471	35.980	141.4	3:56.305
7	6:20.298 <b>B</b>	27.991	38.151	5:14.156	37.2	17:17.412	3	1:39.609	26.533	37.246	35.830	142.1	5:35.914
8	1:55.319	39.412	39.491	36.416	122.8	19:12.731	4	1:45.911	26.496	42.175	37.240	133.7	7:21.825
9	1:39.580	26.297	<b>37.045</b>	36.238	142.2	20:52.311	5	1:39.916	26.593	37.168	36.155	141.7	9:01.741
10	1:39.932	<b>26.216</b>	37.628	36.088	141.7	22:32.243	6	9:16.816 <b>B</b>	26.678	38.726	8:11.412	25.4	18:18.557
11	1:39.393	26.240	37.263	35.890	142.5	24:11.636	7	1:50.563	34.961	38.968	36.634	128.1	20:09.120
12	1:40.446	27.100	37.261	36.085	141.0	25:52.082	8	1:39.931	26.571	37.445	35.915	141.7	21:49.051
13	1:39.377	26.315	37.120	35.942	142.5	27:31.459	9	1:39.909	26.552	37.354	36.003	141.7	23:28.960
14	<b>1:39.284</b>	26.253	37.185	<b>35.846</b>	142.6	29:10.743	10	1:42.392	27.079	38.460	36.853	138.3	25:11.352
15	1:44.270	28.976	38.922	36.372	135.8	30:55.013	11	1:39.938	26.584	37.198	36.156	141.7	26:51.290
16	1:39.658	26.280	37.173	36.205	142.1	32:34.671	12	7:17.912 <b>B</b>	27.264	38.552	6:12.096	32.3	34:09.202
17	1:39.342	26.274	37.120	35.948	142.5	34:14.013	13	1:51.825	33.520	38.037	40.268	126.6	36:01.027
<b>44</b> STEVEN ODENDAAL RSA NEW2 PROJECT YAMAHA							14	<b>1:38.972</b>	<b>26.238</b>	<b>36.877</b>	<b>35.857</b>	143.1	37:39.999
							15	1:39.097	26.335	36.974	<b>35.788</b>	142.9	39:19.096
							16	1:39.652	26.491	37.162	35.999	142.1	40:58.748




**SBK**  
**ESBK**  
**ENT. LIBRE 1**

**Vuelta a vuelta**

— Vuelta invalidada    ■ Mejor Personal    ■ Mejor de la sesión    B Cruzando por el pit lane

Vlt.	Tiempo	Sector 1	Sector 2	Sector 3	Km/h	T. Sesión	Vlt.	Tiempo	Sector 1	Sector 2	Sector 3	Km/h	T. Sesión
<b>61</b>	<b>DANIEL GONZALEZ</b> ESP						4	11:11.110 <b>B</b>	1:53.119	1:09.805	8:08.186	21.1	17:58.508
	SP57 RACING TEAM YAMAHA						5	1:59.584	38.132	41.807	39.645	118.4	19:58.092
1	2:35.619	1:18.254	39.695	37.670	91.0	2:35.619	6	1:48.924	28.993	40.913	39.018	130.0	21:47.016
2	1:43.488	27.804	38.522	37.162	136.8	4:19.107	7	1:49.673	29.160	41.604	38.909	129.1	23:36.689
3	1:41.905	<b>27.113</b>	38.210	36.582	138.9	6:01.012	8	1:47.883	28.849	40.519	<b>38.515</b>	131.2	25:24.572
4	1:41.826	27.259	37.969	36.598	139.0	7:42.838	9	3:22.918 <b>B</b>	38.584	42.019	2:02.315	69.8	28:47.490
5	1:42.313	27.662	38.072	36.579	138.4	9:25.151	10	1:59.632	39.121	41.486	39.025	118.4	30:47.122
6	<b>1:41.727</b>	27.317	37.986	36.424	139.2	11:06.878	11	<b>1:47.692</b>	28.696	<b>40.404</b>	38.592	131.5	32:34.814
7	9:18.596 <b>B</b>	27.882	38.805	8:11.909	25.3	20:25.474	12	2:18.488	29.386	1:09.754	39.348	102.2	34:53.302
8	1:51.565	36.073	38.624	36.868	126.9	22:17.039	13	1:58.041	<b>28.531</b>	50.233	39.277	119.9	36:51.343
9	1:42.022	27.384	38.253	<b>36.385</b>	138.8	23:59.061							
<b>75</b>	<b>IVO LOPES</b> POR						<b>93</b>	<b>MATHIAS POULSEN</b> DNK					
	BMW EASYRACE TEAM BMW MOTORRAD							POULSEN RACING YAMAHA					
1	2:53.222	1:37.291	38.870	37.061	81.7	2:53.222	1	2:48.326	1:30.143	39.980	38.203	84.1	2:48.326
2	1:40.743	26.684	37.748	36.311	140.5	4:33.965	2	1:43.197	27.165	39.048	36.984	137.2	4:31.523
3	1:41.731	26.651	38.792	36.288	139.2	6:15.696	3	1:42.133	26.861	38.531	36.741	138.6	6:13.656
4	1:40.112	26.410	37.456	36.246	141.4	7:55.808	4	1:41.860	26.839	37.995	37.026	139.0	7:55.516
5	7:42.907 <b>B</b>	26.576	39.317	6:37.014	30.6	15:38.715	5	1:41.194	26.702	38.023	36.469	139.9	9:36.710
6	1:47.618	33.063	37.989	36.566	131.6	17:26.333	6	1:41.174	26.573	37.954	36.647	139.9	11:17.884
7	1:41.901	26.461	39.040	36.400	138.9	19:08.234	7	<b>1:40.624</b>	<b>26.479</b>	<b>37.716</b>	<b>36.429</b>	140.7	12:58.508
8	1:39.904	26.361	37.515	36.028	141.7	20:48.138	8	8:07.906 <b>B</b>	27.744	39.145	7:01.017	29.0	21:06.414
9	1:40.138	26.491	37.490	36.157	141.4	22:28.276	9	1:53.210	35.786	39.713	37.711	125.1	22:59.624
10	1:40.348	26.477	<b>37.305</b>	36.566	141.1	24:08.624	10	1:43.061	27.522	38.641	36.898	137.4	24:42.685
11	10:21.398 <b>B</b>	26.429	37.418	9:17.551	22.8	34:30.022	11	1:42.370	26.946	38.423	37.001	138.3	26:25.055
12	1:48.248	32.937	38.431	36.880	130.8	36:18.270	12	1:42.181	26.966	38.300	36.915	138.6	28:07.236
13	1:40.095	26.436	37.406	36.253	141.5	37:58.365	13	1:42.534	27.048	38.490	36.996	138.1	29:49.770
14	<b>1:39.715</b>	<b>26.345</b>	37.433	<b>35.937</b>	142.0	39:38.080	14	1:42.394	27.008	38.490	36.896	138.3	31:32.164
15	1:47.757	26.506	40.529	40.722	131.4	41:25.837	15	1:42.964	27.088	38.715	37.161	137.5	33:15.128
							16	1:42.617	27.195	38.551	36.871	138.0	34:57.745
<b>81</b>	<b>ALEJANDRO ZUZAYA</b> ESP						<b>94</b>	<b>NAOMICHI URAMOTO</b> JPN					
	MDR - FERQUEST - UNIOR YAMAHA							JEG RACING HONDA					
1	2:47.377	1:27.620	40.919	38.838	84.6	2:47.377	1	2:17.056	56.944	42.980	37.132	103.3	2:17.056
2	1:47.521	28.353	40.455	38.713	131.7	4:34.898	2	1:40.134	26.540	37.312	36.282	141.4	3:57.190
3	1:48.445	28.096	41.560	38.789	130.6	6:23.343	3	1:39.685	26.430	37.248	36.007	142.0	5:36.875
4	1:46.519	28.119	39.996	38.404	132.9	8:09.862	4	7:40.870 <b>B</b>	27.622	38.374	6:34.874	30.7	13:17.745
5	1:46.203	28.094	39.766	38.343	133.3	9:56.065	5	1:53.883	39.288	38.184	36.411	124.3	15:11.628
6	1:46.924	27.958	40.269	38.697	132.4	11:42.989	6	1:40.709	26.544	37.930	36.235	140.6	16:52.337
7	1:45.692	28.007	39.383	38.302	134.0	13:28.681	7	1:40.068	26.263	37.380	36.425	141.5	18:32.405
8	9:34.943 <b>B</b>	31.659	41.279	8:22.005	24.6	23:03.624	8	6:07.200 <b>B</b>	27.858	38.682	5:00.660	38.6	24:39.605
9	2:02.684	39.188	44.847	38.649	115.4	25:06.308	9	1:54.357	39.553	38.315	36.489	123.8	26:33.962
10	1:54.491	28.092	46.804	39.595	123.7	27:00.799	10	1:39.947	26.576	37.283	36.088	141.7	28:13.909
11	1:48.351	28.202	41.714	38.435	130.7	28:49.150	11	1:46.929	32.859	37.987	36.083	132.4	30:00.838
12	1:45.788	27.978	39.671	38.139	133.8	30:34.938	12	1:39.824	26.296	37.523	<b>36.005</b>	141.8	31:40.662
13	1:45.330	27.886	39.380	38.064	134.4	32:20.268	13	<b>1:39.194</b>	<b>26.155</b>	<b>37.001</b>	36.038	142.7	33:19.856
14	1:50.415	28.066	42.957	39.392	128.2	34:10.683	14	1:45.654	29.626	39.010	37.018	134.0	35:05.510
15	<b>1:45.310</b>	28.077	<b>39.324</b>	<b>37.909</b>	134.4	35:55.993	15	1:39.706	26.357	37.296	36.053	142.0	36:45.216
16	1:46.916	27.820	39.438	39.658	132.4	37:42.909							
17	1:45.355	27.813	39.617	37.925	134.4	39:28.264							
18	1:48.762	<b>27.793</b>	39.834	41.135	130.2	41:17.026							
<b>92</b>	<b>JULIO DOMINGUEZ</b> ESP						<b>96</b>	<b>PACO MORALES</b> ESP					
	BMW EASYRACE TEAM BMW MOTORRAD							BRITISH CARRERA TEAM YAMAHA					
1	3:07.618	1:42.547	44.995	40.076	75.5	3:07.618	1	3:32.042	2:09.863	43.258	38.921	66.8	3:32.042
2	1:49.924	29.334	41.242	39.348	128.8	4:57.542	2	1:44.746	27.755	39.266	37.725	135.2	5:16.788
3	1:49.856	29.679	41.203	38.974	128.9	6:47.398	3	1:44.426	27.675	39.325	37.426	135.6	7:01.214
							4	1:43.681	27.478	38.940	37.263	136.6	8:44.895
							5	3:21.060 <b>B</b>	30.025	40.657	2:10.378	70.4	12:05.955
							6	1:52.750	34.980	39.827	37.943	125.6	13:58.705
							7	1:44.160	27.922	38.793	37.445	135.9	15:42.865



**SBK**  
**ESBK**  
**ENT. LIBRE 1**

**Vuelta a vuelta**

CIRCUITO DE NAVARRA 3.933 m.

— Vuelta invalidada    ■ Mejor Personal    ■ Mejor de la sesión    B Cruzando por el pit lane

Vlt.	Tiempo	Sector 1	Sector 2	Sector 3	Km/h	T. Sesión	Vlt.	Tiempo	Sector 1	Sector 2	Sector 3	Km/h	T. Sesión
8	1:43.390	27.591	38.514	37.285	136.9	17:26.255							
9	1:43.440	27.505	38.521	37.414	136.9	19:09.695							
10	1:43.144	<b>27.396</b>	38.441	37.307	137.3	20:52.839							
11	4:48.784 B	33.204	42.151	3:33.429	49.0	25:41.623							
12	2:06.073	42.899	45.179	37.995	112.3	27:47.696							
13	1:43.326	27.823	38.435	<b>37.068</b>	137.0	29:31.022							
14	1:44.584	27.751	39.369	37.464	135.4	31:15.606							
15	<b>1:42.862</b>	27.425	<b>38.253</b>	37.184	137.6	32:58.468							
16	1:42.912	27.435	38.384	37.093	137.6	34:41.380							

99	OSCAR GUTIERREZ	ESP
ANDOTRANS TEAM TORRENTÓ		YAMAHA
1	5:05.100	3:48.483 39.474 37.143 46.4 5:05.100
2	1:40.483	26.483 37.774 36.226 140.9 6:45.583
3	1:39.900	26.274 37.654 35.972 141.7 8:25.483
4	1:39.966	26.363 37.420 36.183 141.6 10:05.449
5	1:39.474	26.310 37.150 36.014 142.3 11:44.923
6	1:39.872	26.296 37.434 36.142 141.8 13:24.795
7	1:39.637	26.256 37.331 36.050 142.1 15:04.432
8	11:22.334 B	27.988 39.347 ... 20.8 26:26.766
9	1:52.216	36.226 39.150 36.840 126.2 28:18.982
10	1:39.768	26.254 37.378 36.136 141.9 29:58.750
11	1:39.074	26.126 37.285 35.663 142.9 31:37.824
12	1:39.326	26.159 37.418 35.749 142.5 33:17.150
13	<b>1:38.848</b>	26.151 <b>37.038</b> <b>35.659</b> 143.2 34:55.998
14	1:50.567	<b>26.055</b> 42.320 42.192 128.1 36:46.565
15	1:39.107	26.201 37.113 35.793 142.9 38:25.672