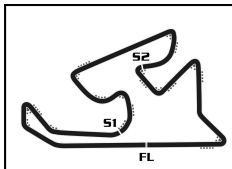


SBK  
ESBK  
CARRERA 1

Análisis de sectores lentos

■ Mejor Personal							■ Mejor de la sesión							■ Cruzando por el pit lane																																																																																																																								
Vlt.	Tiempo	Sector 1	Sector 2	Sector 3	Km/h	T. Sesión	Vlt.	Tiempo	Sector 1	Sector 2	Sector 3	Km/h	T. Sesión	Vlt.	Tiempo	Sector 1	Sector 2	Sector 3	Km/h	T. Sesión																																																																																																																		
<b>4</b>	<b>JAVIER ARTIME</b>						ESP	4	1:41.853	27.855	37.816	36.182	139.0	6:50.941	5	1:40.586	26.513	37.634	36.439	140.8	8:31.527	6	1:40.911	26.731	37.870	36.310	140.3	10:12.438	7	1:40.872	26.687	37.634	36.551	140.4	11:53.310	8	1:41.105	26.828	37.809	36.468	140.0	13:34.415	9	1:41.071	26.784	37.833	36.454	140.1	15:15.486	10	1:41.150	26.907	37.910	36.333	140.0	16:56.636	11	1:40.706	26.724	37.692	36.290	140.6	18:37.342	12	1:41.011	26.822	37.790	36.399	140.2	20:18.353	13	1:41.059	26.883	37.936	36.240	140.1	21:59.412	14	1:41.030	26.732	37.816	36.482	140.1	23:40.442	15	1:41.206	26.875	37.843	36.488	139.9	25:21.648	16	1:41.214	26.742	37.901	36.571	139.9	27:02.862	17	1:41.757	27.007	38.246	36.504	139.1	28:44.619																													
TEAM HONDA LAGLISSE							HONDA																																																																																																																															
1	1:55.781	36.650	40.678	38.453	122.3	1:55.781	1	1:47.956	28.901	40.515	38.540	131.2	3:43.737	2	1:47.914	28.308	41.178	38.428	131.2	7:18.546	3	1:46.895	28.449	40.129	38.317	132.5	5:30.632	4	1:47.158	28.252	40.407	38.499	132.1	9:05.704	5	1:47.068	28.448	40.092	38.528	132.2	10:52.772	6	1:47.886	28.485	41.076	38.325	131.2	12:40.658	7	1:53.498	33.814	40.632	39.052	124.7	14:34.156	8	1:47.674	28.709	40.634	38.331	131.5	16:21.830	9	1:51.349	32.610	40.462	38.277	127.2	18:13.179																																																																	
<b>12</b>	<b>BORJA GOMEZ</b>						ESP	<b>29</b>	<b>JUAN J. NUÑEZ</b>						ESP	1	1:52.601	35.843	39.335	37.423	125.7	1:52.601	2	1:44.484	27.885	39.322	37.277	135.5	3:37.085	3	1:43.761	27.599	38.907	37.255	136.5	5:20.846	4	1:43.921	27.410	39.335	37.176	136.2	7:04.767	5	1:43.913	27.525	39.258	37.130	136.3	8:48.680	6	1:44.127	27.420	39.117	37.590	136.0	10:32.807	7	1:44.002	27.588	39.117	37.297	136.1	12:16.809	8	1:43.892	27.464	39.171	37.257	136.3	14:00.701	9	1:43.920	27.539	39.105	37.276	136.2	15:44.621	10	1:47.548	30.953	39.381	37.214	131.7	17:32.169	11	1:43.633	27.486	38.949	37.198	136.6	19:15.802	12	1:45.645	28.806	39.458	37.381	134.0	21:01.447	13	1:44.392	27.582	39.444	37.366	135.6	22:45.839	14	1:44.501	27.771	39.300	37.430	135.5	24:30.340	15	1:44.760	27.804	39.374	37.582	135.2	26:15.100	16	1:44.168	27.660	39.119	37.389	135.9	27:59.268	17	1:45.590	27.885	40.060	37.645	134.1	29:44.858
CARDOSO RACING							YAMAHA							KAWASAKI PL RACING							KAWASAKI																																																																																																																	
1	1:47.068	33.545	37.669	35.854	132.2	1:47.068	1	1:39.214	26.271	37.147	35.796	142.7	6:45.241	2	1:39.319	26.258	37.189	35.872	142.6	5:06.027	3	1:39.400	26.044	37.431	35.925	142.4	8:24.641	4	1:39.770	26.175	37.586	36.009	141.9	10:04.411	5	1:39.788	26.474	37.371	35.943	141.9	11:44.199	6	1:39.932	26.333	37.555	36.044	141.7	13:24.131	7	1:39.577	26.247	37.342	35.988	142.2	15:03.708	8	1:39.459	26.241	37.305	35.913	142.4	16:43.167	9	1:39.624	26.246	37.216	36.162	142.1	18:22.791	10	1:39.830	26.215	37.481	36.134	141.8	20:02.621	11	1:39.865	26.301	37.427	36.137	141.8	21:42.486	12	1:40.261	26.597	37.460	36.204	141.2	23:22.747	13	1:39.997	26.313	37.495	36.189	141.6	25:02.744																																					
<b>13</b>	<b>VILLE VALTONEN</b>						FIN	<b>33</b>	<b>EDUARDO MONTERO</b>						ESP	1	1:50.428	35.490	38.570	36.368	128.2	1:50.428	2	1:42.791	27.341	38.194	37.256	137.7	3:33.219	3	1:41.717	27.182	38.076	36.459	139.2	5:14.936	4	1:41.730	27.292	38.121	36.317	139.2	6:56.666	5	1:42.069	27.299	38.329	36.441	138.7	8:38.735	6	1:42.093	27.170	38.302	36.621	138.7	10:20.828	7	1:42.101	27.114	38.423	36.564	138.7	12:02.929	8	1:41.943	27.195	38.156	36.592	138.9	13:44.872	9	1:42.107	27.132	38.336	36.639	138.7	15:26.979	10	1:41.599	27.102	38.064	36.433	139.4	17:08.578	11	1:42.186	27.057	38.262	36.867	138.6	18:50.764	12	1:41.869	26.986	38.266	36.617	139.0	20:32.633	13	1:42.132	27.229	38.378	36.525	138.6	22:14.765	14	1:42.376	27.310	38.391	36.675	138.3	23:57.141	15	1:42.747	27.378	38.600	36.769	137.8	25:39.888	16	1:42.474	27.292	38.472	36.710	138.2	27:22.362	17	1:42.555	27.075	38.484	36.996	138.1	29:04.917
SENSE TEC Oy							BMW MOTORRAD							ENERGY 21							BMW MOTORRAD																																																																																																																	
1	1:42.186	27.057	38.262	36.867	138.6	18:50.764	1	1:50.194	35.128	38.479	36.587	128.5	1:50.194	2	1:50.554	27.102	38.137	45.315	128.1	3:40.748	3	1:52.773	35.021	39.878	37.874	125.6	5:33.521	4	1:44.352	28.470	38.505	37.377	135.7	7:17.873	5	1:42.440	26.994	38.438	37.008	138.2	9:00.313	6	1:42.240	26.969	38.224	37.047	138.5	10:42.553	7	1:42.324	27.023	38.322	36.979	138.4	12:24.877	8	1:42.076	26.879	38.223	36.974	138.7	14:06.953	9	1:42.101	27.059	38.286	36.756	138.7	15:49.054	10	1:42.659	27.038	38.509	37.112	137.9	17:31.713	11	1:42.348	27.155	38.263	36.930	138.3	19:14.061	12	1:42.271	27.011	38.332	36.928	138.4	20:56.332	13	1:42.173	27.082	38.092	36.999	138.6	22:38.505	14	1:43.137	27.191	38.737	37.209	137.3	24:21.642	15	1:43.120	27.145	38.653	37.322	137.3	26:04.762	16	1:43.480	27.364	38.922	37.194	136.8	27:48.242	17	1:43.636	27.190	38.951	37.495	136.6	29:31.878									
<b>26</b>	<b>DANIEL SAEZ</b>						ESP	<b>37</b>	<b>ILYA MIKHALCHYK</b>						UKR	1	1:48.511	34.352	37.935	36.224	130.5	1:48.511	2	1:40.184	26.470	37.535	36.179	141.3	3:28.695	3	1:40.393	26.636	37.571	36.186	141.0	5:09.088																																																																																																		
ALMA RACING TEAM							YAMAHA							BMW EASYRACE TEAM							BMW MOTORRAD																																																																																																																	



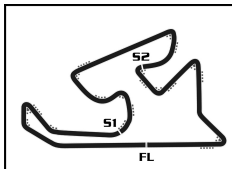
SBK  
ESBK  
CARRERA 1

CIRCUITO DE NAVARRA 3.933 m.

Análisis de sectores lentos

■ Mejor Personal ■ Mejor de la sesión ■ Cruzando por el pit lane

Vlt.	Tiempo	Sector 1	Sector 2	Sector 3	Km/h	T. Sesión	Vlt.	Tiempo	Sector 1	Sector 2	Sector 3	Km/h	T. Sesión
<b>53</b> ESTEVE RABAT ESP							TEAM HONDA LAGLISSE HONDA						
1	1:47.783	33.877	37.941	35.965	131.4	1:47.783	1	1:45.696	32.213	37.341	36.142	134.0	1:45.696
2	1:40.260	26.539	37.539	36.182	141.2	3:28.043	2	1:39.627	26.480	37.239	35.908	142.1	3:25.323
3	1:40.626	26.771	37.432	36.423	140.7	5:08.669	3	1:39.354	26.292	37.090	35.972	142.5	5:04.677
4	1:42.660	28.419	38.100	36.141	137.9	6:51.329	4	1:39.472	26.298	37.326	35.848	142.3	6:44.149
5	1:40.296	26.549	37.467	36.280	141.2	8:31.625	5	1:39.398	26.333	37.152	35.913	142.4	8:23.547
6	1:40.925	26.773	37.934	36.218	140.3	10:12.550	6	1:39.360	26.255	37.259	35.846	142.5	10:02.907
7	1:40.910	26.710	37.922	36.278	140.3	11:53.460	7	1:39.372	26.375	37.095	35.902	142.5	11:42.279
8	1:41.003	26.824	37.932	36.247	140.2	13:34.463	8	1:41.010	26.486	38.475	36.049	140.2	13:23.289
9	1:41.212	26.869	37.928	36.415	139.9	15:15.675	9	1:39.476	26.407	37.221	35.848	142.3	15:02.765
10	1:41.245	26.863	38.100	36.282	139.8	16:56.920	10	1:39.524	26.353	37.315	35.856	142.3	16:42.289
11	1:40.917	26.586	37.879	36.452	140.3	18:37.837	11	1:40.196	26.319	37.243	36.634	141.3	18:22.485
12	1:41.031	26.846	37.802	36.383	140.1	20:18.868	12	1:39.254	26.162	37.203	35.889	142.7	20:01.739
13	1:40.848	26.695	37.887	36.266	140.4	21:59.716	13	1:39.115	26.213	37.184	35.718	142.9	21:40.854
14	1:40.894	26.646	37.866	36.382	140.3	23:40.610	14	1:39.330	26.252	37.197	35.881	142.5	23:20.184
15	1:41.215	26.798	38.083	36.334	139.9	25:21.825	15	1:39.280	26.284	37.120	35.876	142.6	24:59.464
16	1:41.098	26.721	37.974	36.403	140.1	27:02.923	16	1:39.658	26.339	37.291	36.028	142.1	26:39.122
17	1:41.310	27.057	37.877	36.376	139.8	28:44.233	17	1:40.648	26.671	37.446	36.531	140.7	28:19.770
<b>40</b> ROMAN RAMOS ESP							KAWASAKI PL RACING KAWASAKI						
1	1:46.470	32.794	37.373	36.303	133.0	1:46.470	1	1:46.737	33.115	37.533	36.089	132.7	1:46.737
2	1:40.633	27.260	37.474	35.899	140.7	3:27.103	2	1:39.172	26.294	36.938	35.940	142.8	3:25.909
3	1:39.507	26.356	37.177	35.974	142.3	5:06.610	3	1:39.323	26.442	37.016	35.865	142.6	5:05.232
4	1:39.462	26.362	37.207	35.893	142.4	6:46.072	4	1:39.491	26.405	37.263	35.823	142.3	6:44.723
5	1:40.366	26.386	38.047	35.933	141.1	8:26.438	5	1:39.587	26.384	37.278	35.925	142.2	8:24.310
6	1:39.455	26.232	37.248	35.975	142.4	10:05.893	6	1:39.953	26.391	37.495	36.067	141.7	10:04.263
7	1:39.683	26.389	37.016	36.278	142.0	11:45.576	7	1:39.681	26.500	37.253	35.928	142.0	11:43.944
8	1:39.591	26.347	37.288	35.956	142.2	13:25.167	8	1:40.293	26.484	37.876	35.933	141.2	13:24.237
9	1:39.441	26.428	37.096	35.917	142.4	15:04.608	9	1:39.852	26.666	37.302	35.884	141.8	15:04.089
10	1:39.530	26.272	37.226	36.032	142.3	16:44.138	10	1:39.594	26.342	37.249	36.003	142.2	16:43.683
11	1:39.785	26.376	37.155	36.254	141.9	18:23.923	11	1:39.636	26.413	37.317	35.906	142.1	18:43.319
12	1:39.871	26.453	37.421	35.997	141.8	20:03.794	12	1:39.629	26.381	37.409	35.839	142.1	20:02.948
13	1:39.704	26.407	37.335	35.962	142.0	21:43.498	13	1:39.640	26.336	37.382	35.922	142.1	21:42.588
14	1:39.810	26.430	37.222	36.158	141.9	23:23.308	14	1:39.489	26.318	37.038	36.133	142.3	23:22.077
15	1:39.974	26.401	37.304	36.269	141.6	25:03.282	15	1:39.400	26.408	37.118	35.874	142.4	25:01.477
16	1:39.923	26.420	37.379	36.124	141.7	26:43.205	16	1:39.836	26.423	37.496	35.917	141.8	26:41.313
17	1:41.258	26.528	37.309	37.421	139.8	28:24.463	17	1:39.687	26.352	37.166	36.169	142.0	28:21.000
<b>44</b> STEVEN ODENDAAL ZAF							NEW2 PROJECT YAMAHA						
1	1:46.079	32.584	37.258	36.237	133.5	1:46.079	1	1:49.894	34.809	38.489	36.596	128.8	1:49.894
2	1:39.518	26.376	37.295	35.847	142.3	3:25.597	2	1:41.670	27.033	37.970	36.667	139.3	3:31.564
3	1:39.350	26.311	37.047	35.992	142.5	5:04.947	3	1:40.946	26.864	37.824	36.258	140.3	5:12.510
4	1:39.484	26.190	37.411	35.883	142.3	6:44.431	4	1:40.936	26.886	37.732	36.318	140.3	6:53.446
5	1:39.396	26.302	37.104	35.990	142.4	8:23.827	5	1:41.006	26.919	37.705	36.382	140.2	8:34.452
6	1:40.108	26.179	37.951	35.978	141.4	10:03.935	6	1:40.716	26.716	37.732	36.268	140.6	10:15.168
7	1:39.184	26.218	37.052	35.914	142.8	11:43.119	7	1:41.257	26.932	37.939	36.386	139.8	11:56.425
8	1:39.787	26.296	37.549	35.942	141.9	13:22.906	8	1:40.984	26.993	37.734	36.257	140.2	13:37.409
9	1:39.519	26.275	37.171	36.073	142.3	15:02.425	9	1:42.049	27.672	37.911	36.466	138.7	15:19.458
10	1:39.638	26.450	37.234	35.954	142.1	16:42.063	10	1:41.848	27.254	38.095	36.499	139.0	17:01.306
11	1:39.892	26.422	37.195	36.275	141.7	18:21.955	11	1:42.203	27.535	38.001	36.667	138.5	18:43.509
12	1:40.441	26.498	37.777	36.166	141.0	20:02.396	12	1:41.634	27.101	38.058	36.475	139.3	20:25.143
13	1:39.778	26.393	37.247	36.138	141.9	21:42.174	13	1:41.995	27.047	38.277	36.671	138.8	22:07.138
14	1:40.266	26.488	37.346	36.432	141.2	23:22.440	14	1:42.387	27.365	38.319	36.703	138.3	23:49.525
15	1:39.992	26.386	37.469	36.137	141.6	25:02.432							
16	1:40.335	26.489	37.389	36.457	141.1	26:42.767							
17	1:41.688	26.703	37.643	37.342	139.2	28:24.455							




SBK  
ESBK  
CARRERA 1

CIRCUITO DE NAVARRA 3.933 m.

Análisis de sectores lentos

■ Mejor Personal ■ Mejor de la sesión ■ Cruzando por el pit lane

Vlt.	Tiempo	Sector 1	Sector 2	Sector 3	Km/h	T. Sesión	Vlt.	Tiempo	Sector 1	Sector 2	Sector 3	Km/h	T. Sesión
<b>75</b> IVO LOPES PRT BMW EASYRACE TEAM BMW MOTORRAD							<b>93</b> MATHIAS POULSEN DNK POULSEN RACING YAMAHA						
1	1:47.465	33.411	38.017	36.037	131.8	1:47.465	1	1:49.459	34.645	38.161	36.653	129.4	1:49.459
2	1:39.976	26.513	37.503	35.960	141.6	3:27.441	2	1:43.934	29.163	<b>38.010</b>	36.761	136.2	3:33.393
3	<b>1:39.377</b>	<b>26.318</b>	<b>37.127</b>	35.932	142.5	5:06.818	3	1:42.122	27.237	38.329	<b>36.556</b>	138.6	5:15.515
4	1:39.480	26.352	37.203	35.925	142.3	6:46.298	4	<b>1:41.866</b>	27.011	38.227	36.628	139.0	6:57.381
5	1:39.667	26.389	37.437	35.841	142.1	8:25.965	5	1:41.945	<b>26.890</b>	38.416	36.639	138.9	8:39.326
6	1:39.579	26.335	37.207	36.037	142.2	10:05.544	6	1:42.027	26.942	38.379	36.706	138.8	10:21.353
7	1:40.439	26.496	37.272	36.671	141.0	11:45.983	7	1:42.255	26.942	38.454	36.859	138.5	12:03.608
8	1:39.653	26.411	37.363	35.879	142.1	13:25.636	8	1:42.502	27.077	38.531	36.894	138.1	13:46.110
9	1:39.606	26.413	37.368	<b>35.825</b>	142.1	15:05.242	9	1:42.398	27.111	38.462	36.825	138.3	15:28.508
10	1:39.896	26.468	37.362	36.066	141.7	16:45.138	10	1:42.449	27.059	38.613	36.777	138.2	17:10.957
11	1:39.967	26.364	37.482	36.121	141.6	18:25.105	11	1:42.525	27.011	38.552	36.962	138.1	18:53.482
12	1:40.050	26.640	37.378	36.032	141.5	20:05.155	12	1:42.865	27.135	38.786	36.944	137.6	20:36.347
13	1:40.244	26.731	37.362	36.151	141.2	21:45.399	13	1:42.705	27.049	38.663	36.993	137.9	22:19.052
14	1:40.213	26.617	37.551	36.045	141.3	23:25.612	14	1:42.856	27.146	38.644	37.066	137.7	24:01.908
15	1:40.025	26.465	37.494	36.066	141.6	25:05.637	15	1:43.455	27.374	38.807	37.274	136.9	25:45.363
16	1:40.394	26.564	37.619	36.211	141.0	26:46.031	16	1:43.537	27.391	38.891	37.255	136.8	27:28.900
17	1:40.418	26.684	37.473	36.261	141.0	28:26.449	17	1:43.347	27.285	38.852	37.210	137.0	29:12.247
<b>81</b> ALEJANDRO ZUZAYA ESP MDR - FERQUEST - UNIOR YAMAHA							<b>94</b> NAOMICHI URAMOTO JPN JEG RACING HONDA						
1	1:54.292	36.307	39.911	<b>38.074</b>	123.9	1:54.292	1	1:47.001	33.054	37.877	36.070	132.3	1:47.001
2	1:46.355	<b>27.893</b>	39.702	38.760	133.1	3:40.647	2	1:39.561	26.492	<b>37.058</b>	36.011	142.2	3:26.562
3	<b>1:46.066</b>	28.136	<b>39.569</b>	38.361	133.5	5:26.713	3	<b>1:39.375</b>	26.253	37.123	<b>35.999</b>	142.5	5:05.937
4	1:46.197	27.983	39.827	38.387	133.3	7:12.910	4	1:40.011	26.238	37.588	36.185	141.6	6:45.948
5	1:46.102	28.168	39.746	38.188	133.4	8:59.012	5	1:41.012	27.324	37.644	36.044	140.2	8:26.960
6	1:47.404	29.078	39.892	38.434	131.8	10:46.416	6	1:39.558	26.295	37.198	36.065	142.2	10:06.518
7	1:47.503	29.430	39.860	38.213	131.7	12:33.919	7	1:39.911	26.278	37.370	36.263	141.7	11:46.429
8	1:47.191	28.297	40.299	38.595	132.1	14:21.110	8	1:39.865	26.330	37.357	36.178	141.8	13:26.294
9	1:46.416	28.286	39.937	38.193	133.1	16:07.526	9	1:39.681	<b>26.218</b>	37.384	36.079	142.0	15:05.975
10	1:46.368	28.251	39.846	38.271	133.1	17:53.894	10	1:39.572	26.263	37.234	36.075	142.2	16:45.547
11	1:47.836	28.603	40.573	38.660	131.3	19:41.730	11	1:40.034	26.365	37.418	36.251	141.5	18:25.581
12	1:46.588	28.307	40.017	38.264	132.8	21:28.318	12	1:40.167	26.554	37.348	36.265	141.4	20:05.748
<b>92</b> JULIO DOMINGUEZ ESP BMW EASYRACE TEAM BMW MOTORRAD							<b>96</b> PACO MORALES ESP BRITISH CARRERA TEAM YAMAHA						
1	1:57.472	37.223	41.012	39.237	120.5	1:57.472	1	1:51.329	35.672	38.602	37.055	127.2	1:51.329
2	<b>1:48.451</b>	<b>28.739</b>	40.883	38.829	130.6	3:45.923	2	1:43.008	27.632	38.365	<b>37.011</b>	137.5	3:34.337
3	1:49.109	29.140	41.121	38.848	129.8	5:35.032	3	<b>1:42.397</b>	<b>27.132</b>	<b>38.148</b>	37.117	138.3	5:16.734
4	1:48.538	28.915	40.886	<b>38.737</b>	130.5	7:23.570	4	1:42.943	27.269	38.424	37.250	137.5	6:59.677
5	1:49.170	29.217	41.074	38.879	129.7	9:12.740	5	1:43.600	27.666	38.369	37.565	136.7	8:43.277
6	1:49.243	29.079	41.038	39.126	129.6	11:01.983	6	1:42.805	27.284	38.440	37.081	137.7	10:26.082
7	1:49.896	29.293	41.461	39.142	128.8	12:51.879	7	1:43.390	27.460	38.591	37.339	136.9	12:09.472
8	1:49.321	29.353	41.158	38.810	129.5	14:41.200	8	1:42.891	27.407	38.455	37.029	137.6	13:52.363
9	1:49.282	29.127	40.983	39.172	129.6	16:30.482	9	1:43.227	27.601	38.458	37.168	137.2	15:35.590
10	1:48.968	29.343	<b>40.853</b>	38.772	129.9	18:19.450	10	1:42.886	27.450	38.270	37.166	137.6	17:18.476
11	1:57.183	35.183	41.234	40.766	120.8	20:16.633	11	1:43.029	27.452	38.342	37.235	137.4	19:01.505
12	1:55.255	30.866	44.707	39.682	122.8	22:11.888	12	1:43.397	27.487	38.455	37.455	136.9	20:44.902
13	1:54.056	29.988	44.654	39.414	124.1	24:05.944	13	1:43.514	27.412	38.708	37.394	136.8	22:28.416
14	1:53.690	29.339	44.788	39.563	124.5	25:59.634	14	1:43.992	27.646	38.785	37.561	136.2	24:12.408
15	1:51.548	29.558	41.163	40.827	126.9	27:51.182							
16	1:50.585	29.331	41.956	39.298	128.0	29:41.767							



SBK  
ESBK  
CARRERA 1

Análisis de sectores lentos

■ Mejor Personal    ■ Mejor de la sesión    B Cruzando por el pit lane

Vlt.	Tiempo	Sector 1	Sector 2	Sector 3	Km/h	T. Sesión	Vlt.	Tiempo	Sector 1	Sector 2	Sector 3	Km/h	T. Sesión
15	1:43.611	27.453	38.731	37.427	136.7	25:56.019							
16	1:43.949	27.638	38.940	37.371	136.2	27:39.968							
17	1:44.935	27.889	39.299	37.747	134.9	29:24.903							

99 OSCAR GUTIERREZ				ESP		
ANDOTRANS TEAM TORRENTÓ				YAMAHA		
1	1:46.321	32.361	37.555	36.405	133.2	1:46.321
2	1:39.824	26.267	37.367	36.190	141.8	3:26.145
3	1:39.219	26.343	37.126	35.750	142.7	5:05.364
4	1:39.423	26.397	37.389	35.637	142.4	6:44.787
5	1:39.227	26.113	37.205	35.909	142.7	8:24.014
6	1:39.291	26.140	37.296	35.855	142.6	10:03.305
7	1:39.212	26.137	37.222	35.853	142.7	11:42.517
8	1:39.717	26.411	37.406	35.900	142.0	13:22.234
9	1:39.530	26.420	37.005	36.105	142.3	15:01.764
10	1:39.144	26.232	37.165	35.747	142.8	16:40.908
11	1:38.957	26.212	37.000	35.745	143.1	18:19.865
12	1:39.415	26.416	36.990	36.009	142.4	19:59.280
13	1:39.145	26.186	37.164	35.795	142.8	21:38.425
14	1:39.396	26.273	37.266	35.857	142.4	23:17.821
15	1:39.422	26.282	37.194	35.946	142.4	24:57.243
16	1:39.639	26.249	37.304	36.086	142.1	26:36.882
17	1:40.015	26.391	37.519	36.105	141.6	28:16.897