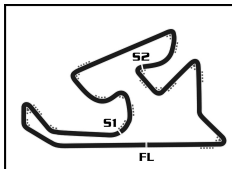


Supersport NG
ESBK
CARRERA 1

Análisis de sectores lentos

■ Mejor Personal ■ Mejor de la sesión ■ Cruzando por el pit lane

Vlt.	Tiempo	Sector 1	Sector 2	Sector 3	Km/h	T. Sesión	Vlt.	Tiempo	Sector 1	Sector 2	Sector 3	Km/h	T. Sesión
2	MARTIN VUGRINEC HRV						6	1:45.194	28.131	39.090	37.973	134.6	10:59.652
	MDR FERQUEST - UNIOR YAMAHA						7	1:44.824	28.414	38.821	37.589	135.1	12:44.476
	1	1:50.583	34.769	38.454	37.360	128.0	8	1:44.614	27.902	38.769	37.943	135.3	14:29.090
	2	1:42.761	27.331	37.952	37.478	137.8	9	1:44.522	28.070	38.928	37.524	135.5	16:13.612
	3	1:43.509	28.285	38.042	37.182	136.8	10	1:44.959	28.390	38.811	37.758	134.9	17:58.571
	4	1:42.416	27.193	38.083	37.140	138.2	11	1:44.413	28.132	38.643	37.638	135.6	19:42.984
	5	1:42.236	27.243	38.037	36.956	138.5	12	1:44.186	27.941	38.418	37.827	135.9	21:27.170
	6	1:42.698	27.470	38.239	36.989	137.9	13	1:45.548	28.399	39.058	38.091	134.1	23:12.718
							14	1:45.083	28.133	39.085	37.865	134.7	24:57.801
							15	1:44.984	28.189	39.027	37.768	134.9	26:42.785
							16	1:45.862	28.492	39.355	38.015	133.7	28:28.647
							17	1:45.279	28.385	39.124	37.770	134.5	30:13.926
3	FILIP REHACEK CZE						10	PEDRO DA SILVA PRT					
	CARDOSO RACING YAMAHA							YAMAHA					
	1	2:01.607	41.815	40.535	39.257	116.4	1	1:58.873	39.216	40.211	39.446	119.1	1:58.873
	2	1:46.317	28.586	39.348	38.383	133.2	2	1:47.720	29.030	39.747	38.943	131.4	3:46.593
	3	1:46.844	28.433	39.872	38.539	132.5	3	1:47.732	28.729	40.005	38.998	131.4	5:34.325
	4	1:48.730	28.864	40.449	39.417	130.2	4	1:48.612	29.002	40.554	39.056	130.4	7:22.937
	5	1:47.661	28.669	40.027	38.965	131.5	5	1:48.315	28.940	40.149	39.226	130.7	9:11.252
	6	1:47.000	28.672	39.526	38.802	132.3	6	1:48.263	29.024	40.177	39.062	130.8	10:59.515
	7	1:47.608	28.877	39.963	38.768	131.6	7	1:48.719	29.189	40.485	39.045	130.2	12:48.234
	8	1:47.489	28.878	39.817	38.794	131.7	8	1:48.293	28.992	40.218	39.083	130.7	14:36.527
	9	1:47.837	28.892	39.923	39.022	131.3	9	1:48.802	29.307	40.443	39.052	130.1	16:25.329
	10	1:48.042	28.936	40.016	39.090	131.0	10	1:48.505	29.106	40.437	38.962	130.5	18:13.834
	11	1:48.449	29.187	40.245	39.017	130.6	11	1:48.219	29.030	40.234	38.955	130.8	20:02.053
	12	1:48.832	29.153	40.661	39.018	130.1	12	1:48.806	29.267	40.203	39.336	130.1	21:50.859
	13	1:48.865	28.967	40.510	39.388	130.1	13	1:48.622	29.173	40.253	39.196	130.3	23:39.481
	14	1:49.564	29.509	40.641	39.414	129.2	14	1:48.269	29.043	40.169	39.057	130.8	25:27.750
	15	1:50.021	29.275	40.995	39.751	128.7	15	1:48.638	29.332	40.061	39.245	130.3	27:16.388
	16	1:48.404	29.167	40.353	38.884	130.6	16	1:48.453	28.874	40.124	39.455	130.6	29:04.841
	17	1:50.089	29.224	40.423	40.442	128.6							
7	ERIC FERNANDEZ ESP						19	JOAN DIAZ ESP					
	TEAM SPEED RACING KAWASAKI							I+DENT RACING TEAM YAMAHA					
	1	1:49.468	33.926	38.330	37.212	129.3	1	1:52.519	34.657	39.210	38.652	125.8	1:52.519
	2	1:42.181	27.216	37.906	37.059	138.6	2	1:43.560	27.531	38.509	37.520	136.7	3:36.079
	3	1:42.784	27.726	37.980	37.078	137.8	3	1:43.569	27.547	38.619	37.403	136.7	5:19.648
	4	1:42.463	27.204	38.229	37.030	138.2	4	1:43.214	27.476	38.370	37.368	137.2	7:02.862
	5	1:42.303	27.160	38.102	37.041	138.4	5	1:43.206	27.444	38.471	37.291	137.2	8:46.068
	6	1:42.280	27.183	38.096	37.001	138.4	6	1:43.385	27.522	38.362	37.501	137.0	10:29.453
	7	1:42.658	27.215	38.302	37.141	137.9	7	1:43.519	27.494	38.458	37.567	136.8	12:12.972
	8	1:42.241	27.185	38.139	36.917	138.5	8	1:43.797	27.927	38.378	37.492	136.4	13:56.769
	9	1:42.055	27.058	37.891	37.106	138.7	9	1:45.324	29.036	38.679	37.609	134.4	15:42.093
	10	1:42.616	27.350	38.185	37.081	138.0	10	1:44.629	27.610	38.517	38.502	135.3	17:26.722
	11	1:42.262	27.231	37.957	37.074	138.5	11	1:43.941	27.600	38.768	37.573	136.2	19:10.663
	12	1:42.764	27.433	38.157	37.174	137.8	12	1:44.342	28.034	38.887	37.421	135.7	20:55.005
	13	1:43.080	27.347	38.397	37.336	137.4	13	1:43.838	27.960	38.448	37.430	136.4	22:38.843
	14	1:42.984	27.416	38.262	37.306	137.5	14	1:43.543	27.585	38.614	37.344	136.7	24:22.386
	15	1:43.145	27.459	38.413	37.273	137.3	15	1:43.697	27.554	38.648	37.495	136.5	26:06.083
	16	1:43.573	27.558	38.639	37.376	136.7	16	1:43.465	27.663	38.273	37.529	136.8	27:49.548
	17	1:43.576	27.695	38.559	37.322	136.7	17	1:44.250	27.718	38.452	38.080	135.8	29:33.798
8	ABDULLA AL-QUBAISI QAT						22	BRETT ROBERTS ZAF					
	ANDOTRANS TEAM TORRENTÓ YAMAHA							I+DENT RACING TEAM YAMAHA					
	1	2:13.689	56.168	39.564	37.957	105.9	1	1:52.862	35.137	39.177	38.548	125.5	1:52.862
	2	1:44.734	28.108	38.842	37.784	135.2	2	1:44.596	27.932	38.592	38.072	135.4	3:37.458
	3	1:44.758	28.050	39.015	37.693	135.2	3	1:44.092	27.726	38.589	37.777	136.0	5:21.550
	4	1:45.305	28.307	38.956	38.042	134.5							
	5	1:45.972	28.866	39.237	37.869	133.6							

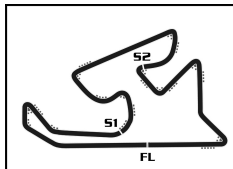


Supersport NG
ESBK
CARRERA 1

CIRCUITO DE NAVARRA 3.933 m. Análisis de sectores lentos

■ Mejor Personal ■ Mejor de la sesión ■ Cruzando por el pit lane

Vlt.	Tiempo	Sector 1	Sector 2	Sector 3	Km/h	T. Sesión	Vlt.	Tiempo	Sector 1	Sector 2	Sector 3	Km/h	T. Sesión		
33	DANIEL VALLE	ESP						38	JUAN RODRIGUEZ	ESP					
	YAMAHA GV STRATOS	YAMAHA							CUNA CAMPEONES	YAMAHA					
1	1:52.870	35.548	39.219	38.103	125.4	1:52.870	1	1:50.361	34.149	38.812	37.400	128.3	1:50.361		
2	1:43.578	27.739	38.362	37.477	136.7	3:36.448	2	1:42.642	27.388	37.875	37.379	137.9	3:33.003		
3	1:43.535	27.775	38.295	37.465	136.8	5:19.983	3	1:42.451	27.394	37.896	37.161	138.2	5:15.454		
4	1:43.194	27.601	38.313	37.280	137.2	7:03.177	4	1:42.240	27.273	37.940	37.027	138.5	6:57.694		
5	1:43.456	27.745	38.390	37.321	136.9	8:46.633	5	1:42.469	27.321	38.058	37.090	138.2	8:40.163		
6	1:43.180	27.766	38.186	37.228	137.2	10:29.813	6	1:42.355	27.311	37.836	37.208	138.3	10:22.518		
7	1:43.368	27.740	38.218	37.410	137.0	12:13.181	7	1:42.837	27.414	38.226	37.197	137.7	12:05.355		
8	1:43.914	27.979	38.487	37.448	136.3	13:57.095	8	1:42.808	27.460	38.163	37.185	137.7	13:48.163		
9	1:45.154	28.869	38.815	37.470	134.6	15:42.249	9	1:42.858	27.400	38.164	37.294	137.7	15:31.021		
10	1:43.787	27.960	38.307	37.520	136.4	17:26.036	10	1:42.666	27.517	38.186	37.963	136.6	17:14.687		
11	1:44.146	27.954	38.679	37.513	136.0	19:10.182	11	1:42.843	27.345	38.188	37.310	137.7	18:57.530		
12	1:44.357	28.298	38.562	37.497	135.7	20:54.539	12	1:42.862	27.450	38.177	37.235	137.6	20:40.392		
13	1:43.714	27.770	38.430	37.514	136.5	22:38.253	13	1:42.824	27.443	38.084	37.297	137.7	22:23.216		
14	1:43.573	27.721	38.321	37.531	136.7	24:21.826	14	1:43.371	27.571	38.392	37.408	137.0	24:06.587		
15	1:43.923	27.872	38.461	37.590	136.2	26:05.749	15	1:43.400	27.637	38.358	37.405	136.9	25:49.987		
16	1:44.580	28.376	38.830	37.374	135.4	27:50.329	16	1:43.767	27.834	38.478	37.455	136.4	27:33.754		
17	1:43.598	27.792	38.466	37.340	136.7	29:33.927	17	1:43.864	27.741	38.610	37.513	136.3	29:17.618		
36	SANDER KROEZE	NLD						40	AARON ESCALERA	ESP					
	EASYRACE TEAM	YAMAHA							GV STRATOS	YAMAHA					
1	1:53.700	37.589	38.532	37.579	124.5	1:53.700	1	1:51.786	34.951	38.978	37.857	126.7	1:51.786		
2	1:44.806	27.945	38.923	37.938	135.1	3:38.506	2	1:43.474	27.361	38.331	37.782	136.8	3:35.260		
3	1:43.524	27.262	38.605	37.657	136.8	5:22.030	3	1:43.772	27.568	38.429	37.775	136.4	5:19.032		
4	2:11.056	27.519	38.635	1:04.902	108.0	7:33.086	4	1:43.798	27.576	38.420	37.802	136.4	7:02.830		
5	1:53.364	34.847	40.411	38.106	124.9	9:26.450	5	1:43.599	27.672	38.431	37.496	136.7	8:46.429		
6	1:45.174	28.065	39.005	38.104	134.6	11:11.624	6	1:44.321	28.100	38.496	37.725	135.7	10:30.750		
37	MAURO GONZALEZ	ESP						44	BARIS SAHIN	CHE					
	SP57 RACING TEAM	YAMAHA							MDR OFFITEC	YAMAHA					
1	1:50.123	33.780	38.803	37.540	128.6	1:50.123	1	2:00.217	40.892	40.221	39.104	117.8	2:00.217		
2	1:43.377	27.300	37.941	38.136	137.0	3:33.500	2	1:46.977	28.881	39.716	38.380	132.4	3:47.194		
3	1:42.935	27.557	38.112	37.266	137.6	5:16.435	3	1:47.313	28.894	39.818	38.601	131.9	5:34.507		
4	1:42.479	27.396	38.012	37.071	138.2	6:58.914	4	1:47.500	28.960	40.015	38.525	131.7	7:22.007		
5	1:42.624	27.360	38.004	37.260	138.0	8:41.538	5	1:46.521	28.688	39.399	38.434	132.9	9:08.528		
6	1:42.369	27.334	37.999	37.036	138.3	10:23.907	6	1:46.951	28.750	39.695	38.506	132.4	10:55.479		
7	1:42.734	27.372	38.084	37.278	137.8	12:06.641	7	1:47.486	28.981	40.019	38.486	131.7	12:42.965		
8	1:42.490	27.328	38.066	37.096	138.1	13:49.131	8	1:46.874	28.759	39.481	38.634	132.5	14:29.839		
9	1:42.339	27.294	37.917	37.128	138.4	15:31.470									
10	1:42.757	27.443	38.083	37.231	137.8	17:14.227									
11	1:42.791	27.553	37.998	37.240	137.7	18:57.018									



CIRCUITO DE NAVARRA 3.933 m.

Supersport NG
ESBK
CARRERA 1

Análisis de sectores lentos

■ Mejor Personal ■ Mejor de la sesión ■ Cruzando por el pit lane

Vlt.	Tiempo	Sector 1	Sector 2	Sector 3	Km/h	T. Sesión	Vlt.	Tiempo	Sector 1	Sector 2	Sector 3	Km/h	T. Sesión
9	1:47.565	28.843	39.624	39.098	131.6	16:17.404	6	1:42.321	27.067	38.175	37.079	138.4	10:21.195
10	1:46.349	28.673	39.358	38.318	133.1	18:03.753	7	1:42.574	27.177	38.205	37.192	138.0	12:03.769
11	1:46.577	28.666	39.471	38.440	132.9	19:50.330	8	1:42.113	27.138	38.036	36.939	138.7	13:45.882
12	1:47.244	28.999	39.684	38.561	132.0	21:37.574	9	1:41.826	26.966	37.888	36.972	139.0	15:27.708
13	1:48.532	29.109	40.528	38.895	130.5	23:26.106	10	1:42.142	27.043	38.052	37.047	138.6	17:09.850
14	1:48.699	29.308	40.312	39.079	130.3	25:14.805	11	1:42.003	27.032	38.039	36.932	138.8	18:51.853
15	1:47.221	29.059	39.751	38.411	132.1	27:02.026	12	1:42.399	27.167	38.123	37.109	138.3	20:34.252
16	1:48.757	29.423	40.164	39.170	130.2	28:50.783	13	1:42.691	27.268	38.273	37.150	137.9	22:16.943
17	1:47.744	29.311	39.823	38.610	131.4	30:38.527	14	1:42.336	27.072	38.147	37.117	138.4	23:59.279

52 **GUILLEM ERILL** ESP
DEZA - BOX 77 RACING TEAM KAWASAKI

1	1:53.413	35.960	39.281	38.172	124.8	1:53.413
2	1:45.019	28.097	38.848	38.074	134.8	3:38.432
3	1:44.662	27.915	38.939	37.808	135.3	5:23.094
4	1:44.879	28.005	38.831	38.043	135.0	7:07.973
5	1:44.665	28.073	38.670	37.922	135.3	8:52.638
6	1:44.536	27.882	38.784	37.870	135.4	10:37.174
7	1:44.790	27.950	38.777	38.063	135.1	12:21.964
8	1:44.793	28.166	38.758	37.869	135.1	14:06.757
9	1:44.727	28.163	38.496	38.068	135.2	15:51.484
10	1:45.129	28.289	38.829	38.011	134.7	17:36.613
11	1:44.827	28.118	38.841	37.868	135.1	19:21.440
12	1:45.064	28.266	39.000	37.798	134.8	21:06.504
13	1:45.221	28.090	38.974	38.157	134.6	22:51.725
14	1:44.712	27.989	38.803	37.920	135.2	24:36.437
15	1:45.573	28.410	39.003	38.160	134.1	26:22.010
16	1:44.994	28.114	38.833	38.047	134.9	28:07.004
17	1:45.971	28.519	39.098	38.354	133.6	29:52.975

54 **MICHAL BULIK** SVK
NEW2 PROJECT YAMAHA

1	1:50.908	34.482	39.085	37.341	127.7	1:50.908
2	1:42.957	27.359	38.102	37.496	137.5	3:33.865
3	1:43.280	27.433	38.134	37.713	137.1	5:17.145
4	1:42.877	27.342	38.276	37.259	137.6	7:00.022
5	1:42.877	27.302	38.122	37.453	137.6	8:42.899
6	1:42.857	27.440	38.042	37.375	137.7	10:25.756
7	1:43.002	27.483	38.119	37.400	137.5	12:08.758
8	1:43.153	27.599	38.155	37.399	137.3	13:51.911
9	1:42.992	27.426	38.139	37.427	137.5	15:34.903
10	1:43.173	27.522	38.181	37.470	137.2	17:18.076
11	1:43.316	27.619	38.216	37.481	137.0	19:01.392
12	1:43.264	27.580	38.281	37.403	137.1	20:44.656
13	1:43.510	27.601	38.322	37.587	136.8	22:28.166
14	1:43.779	27.793	38.425	37.561	136.4	24:11.945
15	1:43.735	27.794	38.370	37.571	136.5	25:55.680
16	1:43.900	27.716	38.599	37.585	136.3	27:39.580
17	1:44.261	27.863	38.589	37.809	135.8	29:23.841

57 **DANIEL MUÑOZ** ESP
SP57 RACING TEAM YAMAHA

1	1:48.792	33.139	38.134	37.519	130.1	1:48.792
2	1:42.166	27.128	37.925	37.113	138.6	3:30.958
3	1:42.801	27.347	38.294	37.160	137.7	5:13.759
4	1:42.859	27.425	38.360	37.074	137.7	6:56.618
5	1:42.256	27.087	38.052	37.117	138.5	8:38.874

63 **ALEX BRODERSEN** DNK
SP57 RACING TEAM YAMAHA


1	1:56.698	38.517	39.893	38.288	121.3	1:56.698
2	1:45.850	28.358	39.347	38.145	133.8	3:42.548
3	1:45.748	28.372	39.320	38.056	133.9	5:28.296
4	1:45.763	28.239	39.203	38.321	133.9	7:14.059
5	1:45.940	28.454	39.037	38.449	133.6	8:59.999
6	1:45.343	28.260	38.982	38.101	134.4	10:45.342
7	1:46.125	28.470	39.328	38.327	133.4	12:31.467
8	1:45.738	28.305	39.155	38.278	133.9	14:17.205
9	1:45.696	28.449	39.288	37.959	134.0	16:02.901
10	1:46.061	28.263	39.293	38.505	133.5	17:48.962
11	1:45.307	28.309	39.036	37.962	134.5	19:34.269
12	1:46.040	28.337	39.492	38.211	133.5	21:20.309
13	1:45.957	28.309	39.266	38.382	133.6	23:06.266
14	1:45.567	28.268	39.185	38.114	134.1	24:51.833
15	1:45.766	28.302	39.397	38.067	133.9	26:37.599
16	1:45.384	28.131	39.061	38.192	134.4	28:22.983
17	1:45.859	28.401	39.244	38.214	133.8	30:08.842

72 **YERAY RUIZ** ESP
YAMAHA MS RACING YAMAHA

1	1:48.458	33.418	37.880	37.160	130.5	1:48.458
2	1:41.914	27.043	37.820	37.051	138.9	3:30.372

76 **JULIAN GIRAL** ESP
ARCO-MOTOR UNIVERSITY TEAM

1	1:47.705	32.737	37.817	37.151	131.5	1:47.705
2	1:42.212	27.511	37.667	37.034	138.5	3:29.917
3	1:42.349	27.260	37.897	37.192	138.3	5:12.266
4	1:41.884	27.118	37.845	36.921	139.0	6:54.150
5	1:42.032	27.242	37.834	36.956	138.8	8:36.182
6	1:42.041	27.084	37.865	37.092	138.8	10:18.223
7	1:42.467	27.175	37.847	37.445	138.2	12:00.690
8	1:42.522	27.187	38.185	37.150	138.1	13:43.212
9	1:43.188	27.603	37.979	37.606	137.2	15:26.400
10	1:42.400	27.288	38.059	37.053	138.3	17:08.800
11	1:42.318	27.260	37.963	37.095	138.4	18:51.118
12	1:42.637	27.478	38.053	37.106	138.0	20:33.755
13	1:42.627	27.391	38.062	37.174	138.0	22:16.382
14	1:42.418	27.261	38.045	37.112	138.2	23:58.800
15	1:42.551	27.367	38.028	37.156	138.1	25:41.351
16	1:42.515	27.327	38.000	37.188	138.1	27:23.866
17	1:42.837	27.347	38.135	37.355	137.7	29:06.703



Supersport NG ESBK CARRERA 1

Análisis de sectores lentos

■ Mejor Personal ■ Mejor de la sesión ■ Cruzando por el pit lane

Vlt.	Tiempo	Sector 1	Sector 2	Sector 3	Km/h	T. Sesión	Vlt.	Tiempo	Sector 1	Sector 2	Sector 3	Km/h	T. Sesión
81	ALEIX VIU ANDOTRANS TEAM TORRENTÓ					ESP YAMAHA	6	1:50.262	29.736	40.719	39.807	128.4	11:12.739
1	1:49.841	34.279	38.496	37.066	128.9	1:49.841	7	1:50.422	29.932	40.957	39.533	128.2	13:03.161
2	1:41.902	27.238	37.813	36.851	138.9	3:31.743	8	1:49.766	29.541	41.001	39.224	129.0	14:52.927
3	1:42.040	27.204	37.831	37.005	138.8	5:13.783	92	NIL ROIG GMFUEL VRC TEAM					ESP YAMAHA
4	1:41.601	27.218	37.680	36.703	139.4	6:55.384	1	1:53.050	35.688	39.268	38.094	125.2	1:53.050
5	1:41.683	27.122	37.698	36.863	139.2	8:37.067	2	1:44.318	27.945	38.454	37.919	135.7	3:37.368
6	1:41.837	27.182	37.633	37.022	139.0	10:18.904	3	1:43.476	27.480	38.428	37.568	136.8	5:20.844
83	MEIKON KAWAKAMI YAMAHA MS RACING					BRA YAMAHA	4	1:43.617	27.492	38.696	37.429	136.6	7:04.461
1	1:49.123	33.718	38.016	37.389	129.8	1:49.123	5	1:43.469	27.592	38.571	37.306	136.8	8:47.930
2	1:41.999	27.037	37.917	37.045	138.8	3:31.122	6	1:43.431	27.407	38.611	37.413	136.9	10:31.361
3	1:42.960	27.269	38.337	37.354	137.5	5:14.082	7	1:43.759	27.552	38.619	37.588	136.5	12:15.120
4	1:41.804	27.253	37.770	36.781	139.1	6:55.886	8	1:43.426	27.462	38.641	37.323	136.9	13:58.546
5	1:41.625	26.944	37.851	36.830	139.3	8:37.511	9	1:44.074	27.705	38.945	37.424	136.0	15:42.620
6	1:41.660	26.922	37.767	36.971	139.3	10:19.171	10	1:43.682	27.680	38.689	37.313	136.6	17:26.302
7	1:42.005	27.034	37.873	37.098	138.8	12:01.176	11	1:44.006	27.773	38.806	37.427	136.1	19:10.308
8	1:42.075	27.140	37.985	36.950	138.7	13:43.251	12	1:44.463	28.277	38.662	37.524	135.5	20:54.771
9	1:42.843	27.917	37.834	37.092	137.7	15:26.094	13	1:43.745	27.655	38.778	37.312	136.5	22:38.516
10	1:42.040	27.222	37.969	36.849	138.8	17:08.134	14	1:43.514	27.730	38.596	37.188	136.8	24:22.030
11	1:41.669	27.146	37.683	36.840	139.3	18:49.803	15	1:43.826	27.806	38.619	37.401	136.4	26:05.856
12	1:42.029	27.227	37.969	36.833	138.8	20:31.832	16	1:43.523	27.470	38.480	37.573	136.8	27:49.379
13	1:42.371	27.348	37.951	37.072	138.3	22:14.203	17	1:43.944	27.739	38.821	37.384	136.2	29:33.323
14	1:42.222	27.259	37.953	37.010	138.5	23:56.425	95	MASHEL AL-NAIMI EASYPACE TEAM					QAT YAMAHA
15	1:42.392	27.239	38.055	37.098	138.3	25:38.817	1	2:00.515	41.180	40.662	38.673	117.5	2:00.515
16	1:42.351	27.299	38.053	36.999	138.3	27:21.168	2	1:46.959	28.851	39.789	38.319	132.4	3:47.474
17	1:42.505	27.267	38.070	37.168	138.1	29:03.673	3	1:46.660	28.738	39.386	38.536	132.7	5:34.134
86	MARIO MAYOR ANDOTRANS TEAM TORRENTÓ					ESP YAMAHA	4	1:46.140	28.184	39.210	38.746	133.4	7:20.274
1	1:52.530	35.358	38.968	38.204	125.8	1:52.530	5	1:46.793	29.275	39.252	38.266	132.6	9:07.067
2	1:44.127	27.750	38.469	37.908	136.0	3:36.657	6	1:46.187	28.504	39.446	38.237	133.3	10:53.254
3	1:43.969	27.703	38.630	37.636	136.2	5:20.626	7	1:46.034	28.478	39.454	38.102	133.5	12:39.288
4	1:43.363	27.527	38.460	37.376	137.0	7:03.989	8	1:45.673	28.203	39.226	38.244	134.0	14:24.961
5	1:43.321	27.469	38.341	37.511	137.0	8:47.310	9	1:45.629	28.085	39.184	38.360	134.0	16:10.590
6	1:43.577	27.580	38.518	37.479	136.7	10:30.887	10	1:45.538	28.033	39.175	38.330	134.2	17:56.128
7	1:43.328	27.547	38.344	37.437	137.0	12:14.215	11	1:45.392	28.032	39.125	38.235	134.3	19:41.520
8	1:43.454	27.564	38.378	37.512	136.9	13:57.669	12	1:45.412	27.995	39.276	38.141	134.3	21:26.932
9	1:45.271	28.426	38.868	37.977	134.5	15:42.940	13	1:45.979	27.962	39.524	38.493	133.6	23:12.911
10	1:43.846	27.740	38.636	37.470	136.3	17:26.786	14	1:46.954	28.570	39.514	38.870	132.4	24:59.865
11	1:44.069	27.794	38.731	37.544	136.1	19:10.855	15	1:46.648	28.591	39.525	38.532	132.8	26:46.513
12	1:44.435	28.058	38.979	37.398	135.6	20:55.290	16	1:45.975	28.280	39.471	38.224	133.6	28:32.488
13	1:43.830	27.828	38.543	37.459	136.4	22:39.120	17	1:45.679	28.038	39.395	38.246	134.0	30:18.167
14	1:43.666	27.540	38.623	37.503	136.6	24:22.786							
15	1:43.683	27.518	38.535	37.630	136.6	26:06.469							
16	1:43.671	27.797	38.432	37.442	136.6	27:50.140							
17	1:43.456	27.565	38.541	37.350	136.9	29:33.596							
88	IAN DUBLIN EASYPACE TEAM					MYS YAMAHA							
1	2:01.644	40.549	41.299	39.796	116.4	2:01.644							
2	1:49.513	29.591	40.659	39.263	129.3	3:51.157							
3	1:51.003	31.207	40.702	39.094	127.6	5:42.160							
4	1:50.384	29.935	40.809	39.640	128.3	7:32.544							
5	1:49.933	29.642	40.902	39.389	128.8	9:22.477							