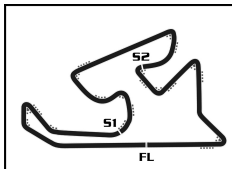


Supersport NG  
ESBK  
CARRERA 2

Análisis de sectores lentos

■ Mejor Personal							■ Mejor de la sesión							■ Cruzando por el pit lane																																																																																																																																																																																																																																																																																																																																																																																																																																																										
Vlt.	Tiempo	Sector 1	Sector 2	Sector 3	Km/h	T. Sesión	Vlt.	Tiempo	Sector 1	Sector 2	Sector 3	Km/h	T. Sesión	Vlt.	Tiempo	Sector 1	Sector 2	Sector 3	Km/h	T. Sesión																																																																																																																																																																																																																																																																																																																																																																																																																																																				
<b>2</b>	<b>MARTIN VUGRINEC</b>					HRV	12	1:44.449	28.154	38.816	37.479	135.6	21:02.712	13	1:43.895	27.832	38.578	37.485	136.3	22:46.607	14	<b>1:43.435</b>	27.765	<b>38.231</b>	<b>37.439</b>	136.9	24:30.042	15	1:43.489	27.640	38.320	37.529	136.8	26:13.531	16	1:44.028	27.710	38.663	37.655	136.1	27:57.559	17	1:44.033	27.794	38.637	37.602	136.1	29:41.592																																																																																																																																																																																																																																																																																																																																																																																																																								
	MDR FERQUEST - UNIOR					YAMAHA	1	1:51.575	35.571	38.569	37.435	126.9	1:51.575	2	1:42.748	27.315	38.235	37.198	137.8	3:34.323	3	1:42.480	27.381	38.121	36.978	138.2	5:16.803	4	1:41.936	27.115	37.783	37.038	138.9	6:58.739	5	1:41.792	27.097	37.640	37.055	139.1	8:40.531	6	1:42.112	27.188	37.842	37.082	138.7	10:22.643	7	<b>1:41.514</b>	27.071	<b>37.620</b>	36.823	139.5	12:04.157	8	1:41.694	<b>27.055</b>	37.655	36.984	139.2	13:45.851	9	1:41.794	27.200	37.759	36.835	139.1	15:27.645	10	1:41.947	27.125	38.032	36.790	138.9	17:09.592	11	1:42.300	27.225	37.966	37.109	138.4	18:51.892	12	1:41.861	27.218	37.739	36.904	139.0	20:33.753	13	1:41.564	27.128	37.648	<b>36.788</b>	139.4	22:15.317	14	1:42.502	27.237	37.780	37.485	138.1	23:57.819	15	1:42.118	27.302	37.836	36.980	138.7	25:39.937	16	1:42.328	27.445	38.056	36.827	138.4	27:22.265	17	1:42.038	27.294	37.711	37.033	138.8	29:04.303																																																																																																																																																																																																																																																																																																																																											
<b>3</b>	<b>FILIP REHACEK</b>					CZE	1	1:56.362	37.608	40.175	38.579	121.7	1:56.362	2	1:46.729	<b>28.071</b>	39.756	38.902	132.7	3:43.091	3	<b>1:45.678</b>	28.446	<b>38.978</b>	<b>38.254</b>	134.0	5:28.769	4	1:45.900	28.319	39.213	38.368	133.7	7:14.669	5	1:46.219	28.433	39.398	38.388	133.3	9:00.888	6	1:46.534	28.402	39.567	38.565	132.9	10:47.422	7	1:47.050	28.728	39.669	38.653	132.3	12:34.472	8	1:47.107	28.857	39.587	38.663	132.2	14:21.579	9	1:46.231	28.289	39.629	38.313	133.3	16:07.810	10	1:46.162	28.393	39.413	38.356	133.4	17:53.972	11	1:47.035	28.455	39.710	38.870	132.3	19:41.007	12	1:47.129	28.726	39.697	38.706	132.2	21:28.136	13	1:47.229	28.741	39.723	38.765	132.0	23:15.365	14	1:47.425	28.807	39.798	38.820	131.8	25:02.790	15	1:46.856	28.522	39.824	38.510	132.5	26:49.646																																																																																																																																																																																																																																																																																																																																																									
	CARDOSO RACING					YAMAHA	<b>7</b>	<b>ERIC FERNANDEZ</b>					ESP	1	1:48.493	33.401	38.009	37.083	130.5	1:48.493	2	<b>1:42.053</b>	<b>27.350</b>	<b>37.881</b>	<b>36.822</b>	138.7	3:30.546		TEAM SPEED RACING					KAWASAKI	<b>8</b>	<b>ABDULLA AL-QUBAIS</b>					QAT	1	1:53.891	36.567	39.379	37.945	124.3	1:53.891	2	1:46.120	28.456	39.721	37.943	133.4	3:40.011	3	1:45.216	28.109	38.858	38.249	134.6	5:25.227	4	1:44.170	27.856	38.697	37.617	135.9	7:09.397	5	1:44.080	27.847	38.587	37.646	136.0	8:53.477	6	1:44.167	27.913	38.694	37.560	135.9	10:37.644	7	1:43.977	27.798	38.585	37.594	136.2	12:21.621	8	1:43.981	27.836	38.558	37.587	136.2	14:05.602	9	1:43.931	<b>27.627</b>	38.731	37.573	136.2	15:49.533	10	1:44.335	27.935	38.819	37.581	135.7	17:33.868	11	1:44.395	27.896	38.872	37.627	135.6	19:18.263		ANDOTRANS TEAM TORRENTÓ					YAMAHA	<b>10</b>	<b>PEDRO DA SILVA</b>					PRT	1	1:55.587	37.095	39.776	<b>38.716</b>	122.5	1:55.587	2	1:47.643	<b>28.654</b>	39.787	39.202	131.5	3:43.230	3	1:47.487	29.000	<b>39.707</b>	38.780	131.7	5:30.717	4	1:47.489	28.719	39.865	38.905	131.7	7:18.206	5	1:47.604	28.810	39.899	38.895	131.6	9:05.810	6	1:47.881	28.991	39.946	38.944	131.2	10:53.691	7	1:47.806	28.861	40.120	38.825	131.3	12:41.497	8	1:47.808	28.968	39.909	38.931	131.3	14:29.305	9	1:47.935	29.092	39.914	38.929	131.2	16:17.240	10	1:47.756	28.977	39.729	39.050	131.4	18:04.996	11	1:47.994	28.850	39.988	39.156	131.1	19:52.990	12	1:48.093	29.023	39.982	39.088	131.0	21:41.083	13	1:48.299	29.022	40.214	39.063	130.7	23:29.382	14	<b>1:47.480</b>	28.745	39.965	38.770	131.7	25:16.862	15	1:47.480	28.697	39.880	38.903	131.7	27:04.342	16	1:48.709	29.068	40.360	39.281	130.2	28:53.051	17	1:49.109	29.331	40.533	39.245	129.8	30:42.160		YAMAHA	<b>19</b>	<b>JOAN DIAZ</b>					ESP	1	1:51.675	35.099	38.812	37.764	126.8	1:51.675	2	1:43.690	27.561	38.566	37.563	136.5	3:35.365	3	1:42.956	27.330	38.168	37.458	137.5	5:18.321	4	1:42.794	27.296	38.162	37.336	137.7	7:01.115	5	<b>1:42.465</b>	27.219	<b>37.988</b>	<b>37.258</b>	138.2	8:43.580	6	1:43.096	27.259	38.403	37.434	137.3	10:26.676	7	1:42.679	<b>27.158</b>	38.137	37.384	137.9	12:09.355	8	1:42.906	27.249	38.279	37.378	137.6	13:52.261	9	1:42.899	27.343	38.146	37.410	137.6	15:35.160	10	1:43.074	27.286	38.150	37.638	137.4	17:18.234	11	1:43.094	27.380	38.294	37.420	137.3	19:01.328	12	1:43.270	27.355	38.355	37.560	137.1	20:44.598	13	1:43.193	27.403	38.281	37.509	137.2	22:27.791	14	1:43.250	27.391	38.278	37.581	137.1	24:11.041	15	1:43.435	27.831	38.225	37.379	136.9	25:54.476	16	1:42.982	27.355	38.307	37.320	137.5	27:37.458	17	1:43.035	27.329	38.333	37.373	137.4	29:20.493		I+DENT RACING TEAM					YAMAHA	<b>21</b>	<b>KIMI PATOVA</b>					FIN	1	1:53.933	36.283	39.402	38.248	124.3	1:53.933	2	1:45.620	28.281	39.514	37.825	134.1	3:39.553	3	1:46.012	28.139	39.574	38.299	133.6	5:25.565	4	1:45.311	27.933	39.341	38.037	134.4	7:10.876	5	1:45.373	28.669	38.795	37.909	134.4	8:56.249	6	1:45.373	27.957	39.421	37.995	134.4	10:41.622	7	1:45.142	27.996	39.082	38.064	134.7	12:26.764	8	1:45.046	27.815	39.480	<b>37.751</b>	134.8	14:11.810		YAMAHA GV STRATOS					YAMAHA
<b>7</b>	<b>ERIC FERNANDEZ</b>					ESP	1	1:48.493	33.401	38.009	37.083	130.5	1:48.493	2	<b>1:42.053</b>	<b>27.350</b>	<b>37.881</b>	<b>36.822</b>	138.7	3:30.546																																																																																																																																																																																																																																																																																																																																																																																																																																																				
	TEAM SPEED RACING					KAWASAKI	<b>8</b>	<b>ABDULLA AL-QUBAIS</b>					QAT	1	1:53.891	36.567	39.379	37.945	124.3	1:53.891	2	1:46.120	28.456	39.721	37.943	133.4	3:40.011	3	1:45.216	28.109	38.858	38.249	134.6	5:25.227	4	1:44.170	27.856	38.697	37.617	135.9	7:09.397	5	1:44.080	27.847	38.587	37.646	136.0	8:53.477	6	1:44.167	27.913	38.694	37.560	135.9	10:37.644	7	1:43.977	27.798	38.585	37.594	136.2	12:21.621	8	1:43.981	27.836	38.558	37.587	136.2	14:05.602	9	1:43.931	<b>27.627</b>	38.731	37.573	136.2	15:49.533	10	1:44.335	27.935	38.819	37.581	135.7	17:33.868	11	1:44.395	27.896	38.872	37.627	135.6	19:18.263		ANDOTRANS TEAM TORRENTÓ					YAMAHA	<b>10</b>	<b>PEDRO DA SILVA</b>					PRT	1	1:55.587	37.095	39.776	<b>38.716</b>	122.5	1:55.587	2	1:47.643	<b>28.654</b>	39.787	39.202	131.5	3:43.230	3	1:47.487	29.000	<b>39.707</b>	38.780	131.7	5:30.717	4	1:47.489	28.719	39.865	38.905	131.7	7:18.206	5	1:47.604	28.810	39.899	38.895	131.6	9:05.810	6	1:47.881	28.991	39.946	38.944	131.2	10:53.691	7	1:47.806	28.861	40.120	38.825	131.3	12:41.497	8	1:47.808	28.968	39.909	38.931	131.3	14:29.305	9	1:47.935	29.092	39.914	38.929	131.2	16:17.240	10	1:47.756	28.977	39.729	39.050	131.4	18:04.996	11	1:47.994	28.850	39.988	39.156	131.1	19:52.990	12	1:48.093	29.023	39.982	39.088	131.0	21:41.083	13	1:48.299	29.022	40.214	39.063	130.7	23:29.382	14	<b>1:47.480</b>	28.745	39.965	38.770	131.7	25:16.862	15	1:47.480	28.697	39.880	38.903	131.7	27:04.342	16	1:48.709	29.068	40.360	39.281	130.2	28:53.051	17	1:49.109	29.331	40.533	39.245	129.8	30:42.160		YAMAHA	<b>19</b>	<b>JOAN DIAZ</b>					ESP	1	1:51.675	35.099	38.812	37.764	126.8	1:51.675	2	1:43.690	27.561	38.566	37.563	136.5	3:35.365	3	1:42.956	27.330	38.168	37.458	137.5	5:18.321	4	1:42.794	27.296	38.162	37.336	137.7	7:01.115	5	<b>1:42.465</b>	27.219	<b>37.988</b>	<b>37.258</b>	138.2	8:43.580	6	1:43.096	27.259	38.403	37.434	137.3	10:26.676	7	1:42.679	<b>27.158</b>	38.137	37.384	137.9	12:09.355	8	1:42.906	27.249	38.279	37.378	137.6	13:52.261	9	1:42.899	27.343	38.146	37.410	137.6	15:35.160	10	1:43.074	27.286	38.150	37.638	137.4	17:18.234	11	1:43.094	27.380	38.294	37.420	137.3	19:01.328	12	1:43.270	27.355	38.355	37.560	137.1	20:44.598	13	1:43.193	27.403	38.281	37.509	137.2	22:27.791	14	1:43.250	27.391	38.278	37.581	137.1	24:11.041	15	1:43.435	27.831	38.225	37.379	136.9	25:54.476	16	1:42.982	27.355	38.307	37.320	137.5	27:37.458	17	1:43.035	27.329	38.333	37.373	137.4	29:20.493		I+DENT RACING TEAM					YAMAHA	<b>21</b>	<b>KIMI PATOVA</b>					FIN	1	1:53.933	36.283	39.402	38.248	124.3	1:53.933	2	1:45.620	28.281	39.514	37.825	134.1	3:39.553	3	1:46.012	28.139	39.574	38.299	133.6	5:25.565	4	1:45.311	27.933	39.341	38.037	134.4	7:10.876	5	1:45.373	28.669	38.795	37.909	134.4	8:56.249	6	1:45.373	27.957	39.421	37.995	134.4	10:41.622	7	1:45.142	27.996	39.082	38.064	134.7	12:26.764	8	1:45.046	27.815	39.480	<b>37.751</b>	134.8	14:11.810		YAMAHA GV STRATOS					YAMAHA																												
<b>8</b>	<b>ABDULLA AL-QUBAIS</b>					QAT	1	1:53.891	36.567	39.379	37.945	124.3	1:53.891	2	1:46.120	28.456	39.721	37.943	133.4	3:40.011	3	1:45.216	28.109	38.858	38.249	134.6	5:25.227	4	1:44.170	27.856	38.697	37.617	135.9	7:09.397	5	1:44.080	27.847	38.587	37.646	136.0	8:53.477	6	1:44.167	27.913	38.694	37.560	135.9	10:37.644	7	1:43.977	27.798	38.585	37.594	136.2	12:21.621	8	1:43.981	27.836	38.558	37.587	136.2	14:05.602	9	1:43.931	<b>27.627</b>	38.731	37.573	136.2	15:49.533	10	1:44.335	27.935	38.819	37.581	135.7	17:33.868	11	1:44.395	27.896	38.872	37.627	135.6	19:18.263																																																																																																																																																																																																																																																																																																																																																																																					
	ANDOTRANS TEAM TORRENTÓ					YAMAHA	<b>10</b>	<b>PEDRO DA SILVA</b>					PRT	1	1:55.587	37.095	39.776	<b>38.716</b>	122.5	1:55.587	2	1:47.643	<b>28.654</b>	39.787	39.202	131.5	3:43.230	3	1:47.487	29.000	<b>39.707</b>	38.780	131.7	5:30.717	4	1:47.489	28.719	39.865	38.905	131.7	7:18.206	5	1:47.604	28.810	39.899	38.895	131.6	9:05.810	6	1:47.881	28.991	39.946	38.944	131.2	10:53.691	7	1:47.806	28.861	40.120	38.825	131.3	12:41.497	8	1:47.808	28.968	39.909	38.931	131.3	14:29.305	9	1:47.935	29.092	39.914	38.929	131.2	16:17.240	10	1:47.756	28.977	39.729	39.050	131.4	18:04.996	11	1:47.994	28.850	39.988	39.156	131.1	19:52.990	12	1:48.093	29.023	39.982	39.088	131.0	21:41.083	13	1:48.299	29.022	40.214	39.063	130.7	23:29.382	14	<b>1:47.480</b>	28.745	39.965	38.770	131.7	25:16.862	15	1:47.480	28.697	39.880	38.903	131.7	27:04.342	16	1:48.709	29.068	40.360	39.281	130.2	28:53.051	17	1:49.109	29.331	40.533	39.245	129.8	30:42.160		YAMAHA	<b>19</b>	<b>JOAN DIAZ</b>					ESP	1	1:51.675	35.099	38.812	37.764	126.8	1:51.675	2	1:43.690	27.561	38.566	37.563	136.5	3:35.365	3	1:42.956	27.330	38.168	37.458	137.5	5:18.321	4	1:42.794	27.296	38.162	37.336	137.7	7:01.115	5	<b>1:42.465</b>	27.219	<b>37.988</b>	<b>37.258</b>	138.2	8:43.580	6	1:43.096	27.259	38.403	37.434	137.3	10:26.676	7	1:42.679	<b>27.158</b>	38.137	37.384	137.9	12:09.355	8	1:42.906	27.249	38.279	37.378	137.6	13:52.261	9	1:42.899	27.343	38.146	37.410	137.6	15:35.160	10	1:43.074	27.286	38.150	37.638	137.4	17:18.234	11	1:43.094	27.380	38.294	37.420	137.3	19:01.328	12	1:43.270	27.355	38.355	37.560	137.1	20:44.598	13	1:43.193	27.403	38.281	37.509	137.2	22:27.791	14	1:43.250	27.391	38.278	37.581	137.1	24:11.041	15	1:43.435	27.831	38.225	37.379	136.9	25:54.476	16	1:42.982	27.355	38.307	37.320	137.5	27:37.458	17	1:43.035	27.329	38.333	37.373	137.4	29:20.493		I+DENT RACING TEAM					YAMAHA	<b>21</b>	<b>KIMI PATOVA</b>					FIN	1	1:53.933	36.283	39.402	38.248	124.3	1:53.933	2	1:45.620	28.281	39.514	37.825	134.1	3:39.553	3	1:46.012	28.139	39.574	38.299	133.6	5:25.565	4	1:45.311	27.933	39.341	38.037	134.4	7:10.876	5	1:45.373	28.669	38.795	37.909	134.4	8:56.249	6	1:45.373	27.957	39.421	37.995	134.4	10:41.622	7	1:45.142	27.996	39.082	38.064	134.7	12:26.764	8	1:45.046	27.815	39.480	<b>37.751</b>	134.8	14:11.810		YAMAHA GV STRATOS					YAMAHA																																																																																																																							
<b>10</b>	<b>PEDRO DA SILVA</b>					PRT	1	1:55.587	37.095	39.776	<b>38.716</b>	122.5	1:55.587	2	1:47.643	<b>28.654</b>	39.787	39.202	131.5	3:43.230	3	1:47.487	29.000	<b>39.707</b>	38.780	131.7	5:30.717	4	1:47.489	28.719	39.865	38.905	131.7	7:18.206	5	1:47.604	28.810	39.899	38.895	131.6	9:05.810	6	1:47.881	28.991	39.946	38.944	131.2	10:53.691	7	1:47.806	28.861	40.120	38.825	131.3	12:41.497	8	1:47.808	28.968	39.909	38.931	131.3	14:29.305	9	1:47.935	29.092	39.914	38.929	131.2	16:17.240	10	1:47.756	28.977	39.729	39.050	131.4	18:04.996	11	1:47.994	28.850	39.988	39.156	131.1	19:52.990	12	1:48.093	29.023	39.982	39.088	131.0	21:41.083	13	1:48.299	29.022	40.214	39.063	130.7	23:29.382	14	<b>1:47.480</b>	28.745	39.965	38.770	131.7	25:16.862	15	1:47.480	28.697	39.880	38.903	131.7	27:04.342	16	1:48.709	29.068	40.360	39.281	130.2	28:53.051	17	1:49.109	29.331	40.533	39.245	129.8	30:42.160																																																																																																																																																																																																																																																																																																																																											
	YAMAHA	<b>19</b>	<b>JOAN DIAZ</b>					ESP	1	1:51.675	35.099	38.812	37.764	126.8	1:51.675	2	1:43.690	27.561	38.566	37.563	136.5	3:35.365	3	1:42.956	27.330	38.168	37.458	137.5	5:18.321	4	1:42.794	27.296	38.162	37.336	137.7	7:01.115	5	<b>1:42.465</b>	27.219	<b>37.988</b>	<b>37.258</b>	138.2	8:43.580	6	1:43.096	27.259	38.403	37.434	137.3	10:26.676	7	1:42.679	<b>27.158</b>	38.137	37.384	137.9	12:09.355	8	1:42.906	27.249	38.279	37.378	137.6	13:52.261	9	1:42.899	27.343	38.146	37.410	137.6	15:35.160	10	1:43.074	27.286	38.150	37.638	137.4	17:18.234	11	1:43.094	27.380	38.294	37.420	137.3	19:01.328	12	1:43.270	27.355	38.355	37.560	137.1	20:44.598	13	1:43.193	27.403	38.281	37.509	137.2	22:27.791	14	1:43.250	27.391	38.278	37.581	137.1	24:11.041	15	1:43.435	27.831	38.225	37.379	136.9	25:54.476	16	1:42.982	27.355	38.307	37.320	137.5	27:37.458	17	1:43.035	27.329	38.333	37.373	137.4	29:20.493		I+DENT RACING TEAM					YAMAHA	<b>21</b>	<b>KIMI PATOVA</b>					FIN	1	1:53.933	36.283	39.402	38.248	124.3	1:53.933	2	1:45.620	28.281	39.514	37.825	134.1	3:39.553	3	1:46.012	28.139	39.574	38.299	133.6	5:25.565	4	1:45.311	27.933	39.341	38.037	134.4	7:10.876	5	1:45.373	28.669	38.795	37.909	134.4	8:56.249	6	1:45.373	27.957	39.421	37.995	134.4	10:41.622	7	1:45.142	27.996	39.082	38.064	134.7	12:26.764	8	1:45.046	27.815	39.480	<b>37.751</b>	134.8	14:11.810		YAMAHA GV STRATOS					YAMAHA																																																																																																																																																																																																																																																												
<b>19</b>	<b>JOAN DIAZ</b>					ESP	1	1:51.675	35.099	38.812	37.764	126.8	1:51.675	2	1:43.690	27.561	38.566	37.563	136.5	3:35.365	3	1:42.956	27.330	38.168	37.458	137.5	5:18.321	4	1:42.794	27.296	38.162	37.336	137.7	7:01.115	5	<b>1:42.465</b>	27.219	<b>37.988</b>	<b>37.258</b>	138.2	8:43.580	6	1:43.096	27.259	38.403	37.434	137.3	10:26.676	7	1:42.679	<b>27.158</b>	38.137	37.384	137.9	12:09.355	8	1:42.906	27.249	38.279	37.378	137.6	13:52.261	9	1:42.899	27.343	38.146	37.410	137.6	15:35.160	10	1:43.074	27.286	38.150	37.638	137.4	17:18.234	11	1:43.094	27.380	38.294	37.420	137.3	19:01.328	12	1:43.270	27.355	38.355	37.560	137.1	20:44.598	13	1:43.193	27.403	38.281	37.509	137.2	22:27.791	14	1:43.250	27.391	38.278	37.581	137.1	24:11.041	15	1:43.435	27.831	38.225	37.379	136.9	25:54.476	16	1:42.982	27.355	38.307	37.320	137.5	27:37.458	17	1:43.035	27.329	38.333	37.373	137.4	29:20.493																																																																																																																																																																																																																																																																																																																																											
	I+DENT RACING TEAM					YAMAHA	<b>21</b>	<b>KIMI PATOVA</b>					FIN	1	1:53.933	36.283	39.402	38.248	124.3	1:53.933	2	1:45.620	28.281	39.514	37.825	134.1	3:39.553	3	1:46.012	28.139	39.574	38.299	133.6	5:25.565	4	1:45.311	27.933	39.341	38.037	134.4	7:10.876	5	1:45.373	28.669	38.795	37.909	134.4	8:56.249	6	1:45.373	27.957	39.421	37.995	134.4	10:41.622	7	1:45.142	27.996	39.082	38.064	134.7	12:26.764	8	1:45.046	27.815	39.480	<b>37.751</b>	134.8	14:11.810		YAMAHA GV STRATOS					YAMAHA																																																																																																																																																																																																																																																																																																																																																																																												
<b>21</b>	<b>KIMI PATOVA</b>					FIN	1	1:53.933	36.283	39.402	38.248	124.3	1:53.933	2	1:45.620	28.281	39.514	37.825	134.1	3:39.553	3	1:46.012	28.139	39.574	38.299	133.6	5:25.565	4	1:45.311	27.933	39.341	38.037	134.4	7:10.876	5	1:45.373	28.669	38.795	37.909	134.4	8:56.249	6	1:45.373	27.957	39.421	37.995	134.4	10:41.622	7	1:45.142	27.996	39.082	38.064	134.7	12:26.764	8	1:45.046	27.815	39.480	<b>37.751</b>	134.8	14:11.810																																																																																																																																																																																																																																																																																																																																																																																																										
	YAMAHA GV STRATOS					YAMAHA																																																																																																																																																																																																																																																																																																																																																																																																																																																																		



Supersport NG  
ESBK  
CARRERA 2

CIRCUITO DE NAVARRA 3.933 m.

Análisis de sectores lentos

■ Mejor Personal ■ Mejor de la sesión ■ Cruzando por el pit lane

Vlt.	Tiempo	Sector 1	Sector 2	Sector 3	Km/h	T. Sesión	Vlt.	Tiempo	Sector 1	Sector 2	Sector 3	Km/h	T. Sesión
9	1:44.667	27.691	38.826	38.150	135.3	15:56.477	6	1:43.207	27.566	38.093	37.548	137.2	10:30.147
10	1:45.811	27.821	39.498	38.492	133.8	17:42.288	7	1:43.568	27.846	38.333	37.389	136.7	12:13.715
11	1:46.248	27.939	39.509	38.800	133.3	19:28.536	8	1:43.340	27.576	38.359	37.405	137.0	13:57.055
12	1:45.604	28.275	39.242	38.087	134.1	21:14.140	9	1:43.118	27.567	38.391	37.160	137.3	15:40.173
13	1:44.484	27.831	38.685	37.968	135.5	22:58.624	10	1:43.077	27.400	38.443	37.234	137.4	17:23.250
14	1:44.779	27.891	39.006	37.882	135.1	24:43.403	11	1:42.949	27.359	38.342	37.248	137.5	19:06.199
15	1:45.866	28.012	39.434	38.420	133.7	26:29.269	12	1:43.404	27.568	38.476	37.360	136.9	20:49.603
16	1:46.051	28.464	39.528	38.059	133.5	28:15.320	13	1:43.172	27.418	38.488	37.266	137.2	22:32.775
17	1:46.293	28.008	39.894	38.391	133.2	30:01.613	14	1:43.271	27.483	38.507	37.281	137.1	24:16.046

**22** BRETT ROBERTS ZAF  
I+DENT RACING TEAM YAMAHA

1	1:52.331	35.290	38.864	38.177	126.0	1:52.331
2	1:44.048	27.704	38.743	37.601	136.1	3:36.379
3	1:43.189	27.399	38.400	37.390	137.2	5:19.568
4	1:43.823	27.623	38.602	37.598	136.4	7:03.391
5	1:43.996	28.206	38.340	37.450	136.1	8:47.387
6	1:43.763	27.543	38.829	37.391	136.5	10:31.150
7	1:43.598	27.560	38.510	37.528	136.7	12:14.748
8	1:43.578	27.623	38.491	37.464	136.7	13:58.326
9	1:43.846	27.677	38.330	37.839	136.3	15:42.172
10	1:43.636	27.582	38.324	37.730	136.6	17:25.808
11	1:44.183	27.723	38.632	37.828	135.9	19:09.991
12	1:44.537	27.799	38.854	37.884	135.4	20:54.528
13	1:45.196	28.107	38.665	38.424	134.6	22:39.724
14	1:44.062	27.868	38.682	37.512	136.1	24:23.786
15	1:43.853	27.643	38.707	37.503	136.3	26:07.639
16	1:44.126	27.791	38.710	37.625	136.0	27:51.765
17	1:44.474	27.857	38.501	38.116	135.5	29:36.239

**33** DANIEL VALLE ESP  
YAMAHA GV STRATOS YAMAHA

1	1:52.871	35.464	39.545	37.862	125.4	1:52.871
2	1:43.713	27.550	38.710	37.453	136.5	3:36.584
3	1:43.098	27.482	38.333	37.283	137.3	5:19.682
4	1:43.792	27.974	38.360	37.458	136.4	7:03.474
5	1:43.291	27.696	38.263	37.332	137.1	8:46.765
6	1:43.842	28.023	38.323	37.496	136.3	10:30.607
7	1:43.567	27.845	38.392	37.330	136.7	12:14.174
8	1:43.303	27.645	38.325	37.333	137.1	13:57.477
9	1:43.215	27.698	38.224	37.293	137.2	15:40.692
10	1:43.189	27.700	38.267	37.222	137.2	17:23.881
11	1:43.091	27.644	38.238	37.209	137.3	19:06.972
12	1:43.363	27.764	38.266	37.333	137.0	20:50.335
13	1:43.976	27.779	38.704	37.493	136.2	22:34.311
14	1:44.001	27.793	38.459	37.749	136.1	24:18.312
15	1:44.358	28.004	38.744	37.610	135.7	26:02.670
16	1:44.064	27.855	38.594	37.615	136.1	27:46.734
17	1:44.682	27.937	38.912	37.833	135.3	29:31.416

**36** SANDER KROEZE NLD  
EASYPACE TEAM YAMAHA

1	1:54.008	36.683	39.566	37.759	124.2	1:54.008
2	1:43.143	27.399	38.247	37.497	137.3	3:37.151
3	1:42.758	27.206	38.313	37.239	137.8	5:19.909
4	1:43.743	27.848	38.417	37.478	136.5	7:03.652
5	1:43.288	27.742	38.220	37.326	137.1	8:46.940

**37** MAURO GONZALEZ ESP  
SP57 RACING TEAM YAMAHA

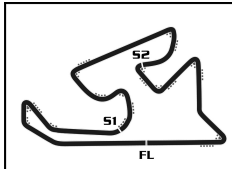
1	1:48.925	33.896	37.952	37.077	130.0	1:48.925
2	1:41.946	27.242	37.829	36.875	138.9	3:30.871
3	1:42.140	27.130	37.861	37.149	138.6	5:13.011
4	1:41.992	27.300	37.793	36.899	138.8	6:55.003
5	1:41.560	27.182	37.657	36.721	139.4	8:36.563
6	1:42.053	27.192	37.892	36.969	138.7	10:18.616
7	1:42.134	27.385	37.848	36.901	138.6	12:00.750
8	1:42.700	27.170	37.934	37.596	137.9	13:43.450
9	1:41.896	27.276	37.695	36.925	139.0	15:25.346
10	1:42.018	27.270	37.875	36.873	138.8	17:07.364
11	1:41.916	27.263	37.723	36.930	138.9	18:49.280
12	1:42.094	27.129	38.066	36.899	138.7	20:31.374
13	1:42.692	27.430	38.210	37.052	137.9	22:14.066
14	1:43.707	27.477	38.302	37.928	136.5	23:57.773
15	1:42.564	27.666	37.940	36.958	138.0	25:40.337
16	1:42.896	27.487	38.211	37.198	137.6	27:23.233
17	1:44.325	27.729	38.626	37.970	135.7	29:07.558

**38** JUAN RODRIGUEZ ESP  
CUNA CAMPEONES YAMAHA

1	1:49.711	34.229	38.217	37.265	129.1	1:49.711
2	1:42.171	27.222	37.834	37.115	138.6	3:31.882
3	1:42.619	27.427	37.979	37.213	138.0	5:14.501
4	1:42.280	27.275	37.910	37.095	138.4	6:56.781
5	1:42.211	27.336	37.733	37.142	138.5	8:38.992
6	1:42.094	27.293	37.798	37.003	138.7	10:21.086
7	1:42.126	27.308	37.787	37.031	138.6	12:03.212
8	1:42.406	27.274	37.959	37.173	138.3	13:45.618
9	1:42.624	27.262	38.204	37.158	138.0	15:28.242
10	1:42.512	27.323	38.127	37.062	138.1	17:10.754
11	1:42.894	27.470	38.192	37.232	137.6	18:53.648
12	1:42.848	27.481	38.112	37.255	137.7	20:36.496
13	1:42.863	27.578	38.038	37.247	137.6	22:19.359
14	1:43.192	27.553	38.154	37.485	137.2	24:02.551
15	1:43.015	27.498	38.264	37.253	137.4	25:45.566
16	1:43.146	27.640	38.229	37.277	137.3	27:28.712
17	1:43.700	27.607	38.768	37.325	136.5	29:12.412

**40** AARON ESCALERA ESP  
GV STRATOS YAMAHA

1	1:53.062	35.945	38.730	38.387	125.2	1:53.062
2	1:44.079	27.523	38.702	37.854	136.0	3:37.141



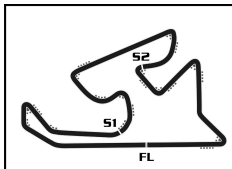
**Supersport NG**  
**ESBK**  
**CARRERA 2**

**Análisis de sectores lentos**

CIRCUITO DE NAVARRA 3.933 m.

■ Mejor Personal ■ Mejor de la sesión ■ Cruzando por el pit lane

Vlt.	Tiempo	Sector 1	Sector 2	Sector 3	Km/h	T. Sesión	Vlt.	Tiempo	Sector 1	Sector 2	Sector 3	Km/h	T. Sesión
<b>44</b> <b>BARIS SAHIN</b> CHE							<b>54</b> <b>MICHAL BULIK</b> SVK						
MDR OFFITEC YAMAHA							NEW2 PROJECT YAMAHA						
1	1:56.000	37.454	40.054	38.492	122.1	1:56.000	1	1:50.825	34.053	39.194	37.578	127.8	1:50.825
2	1:48.923	30.691	39.442	38.790	130.0	3:44.923	2	1:42.652	27.364	37.960	37.328	137.9	3:33.477
3	1:45.839	28.441	39.349	38.049	133.8	5:30.762	3	1:42.395	27.173	37.871	37.351	138.3	5:15.872
4	1:46.709	28.836	39.586	38.287	132.7	7:17.471	4	1:42.430	27.310	37.916	37.204	138.2	6:58.302
5	1:45.597	28.335	39.275	37.987	134.1	9:03.068	5	1:42.755	27.281	37.998	37.476	137.8	8:41.057
6	1:45.523	28.282	39.297	37.944	134.2	10:48.591	6	1:43.103	27.301	37.966	37.836	137.3	10:24.160
7	1:45.618	28.215	39.204	38.199	134.1	12:34.209	7	1:42.614	27.345	37.895	37.374	138.0	12:06.774
8	1:45.014	28.334	38.824	37.856	134.8	14:19.223	8	1:43.026	27.339	38.253	37.434	137.4	13:49.800
9	1:45.557	28.485	39.004	38.068	134.1	16:04.780	9	1:42.721	27.447	37.968	37.306	137.8	15:32.521
10	1:45.445	28.393	38.931	38.121	134.3	17:50.225	10	1:42.744	27.336	38.096	37.312	137.8	17:15.265
11	1:46.549	28.232	39.028	39.289	132.9	19:36.774	11	1:43.089	27.443	38.119	37.527	137.3	18:58.354
12	1:46.537	28.708	39.496	38.333	132.9	21:23.311	12	1:43.110	27.508	38.156	37.446	137.3	20:41.464
13	1:46.157	28.648	39.151	38.358	133.4	23:09.468	13	1:43.365	27.674	38.216	37.475	137.0	22:24.829
14	1:46.056	28.668	39.198	38.190	133.5	24:55.524	14	1:43.306	27.415	38.326	37.565	137.1	24:08.135
15	1:49.163	29.002	41.782	38.379	129.7	26:44.687	15	1:43.342	27.576	38.295	37.471	137.0	25:51.477
16	1:46.845	29.081	39.734	38.030	132.5	28:31.532	16	1:43.344	27.623	38.201	37.520	137.0	27:34.821
17	1:46.760	28.798	39.697	38.265	132.6	30:18.292	17	1:43.465	27.547	38.364	37.554	136.8	29:18.286
<b>52</b> <b>GUILLEM ERILL</b> ESP							<b>57</b> <b>DANIEL MUÑOZ</b> ESP						
DEZA - BOX 77 RACING TEAM KAWASAKI							SP57 RACING TEAM YAMAHA						
1	1:54.286	36.481	39.955	37.850	123.9	1:54.286	1	1:48.293	33.241	37.958	37.094	130.7	1:48.293
2	1:45.784	28.267	39.365	38.152	133.8	3:40.070	2	1:41.820	26.976	37.921	36.923	139.1	3:30.113
3	1:45.735	27.911	39.447	38.377	133.9	5:25.805	3	1:41.489	26.877	37.697	36.915	139.5	5:11.602
4	1:45.188	27.986	39.318	37.884	134.6	7:10.993	4	1:42.706	27.673	37.969	37.064	137.9	6:54.308
5	1:44.831	28.177	38.792	37.862	135.1	8:55.824	5	1:41.697	27.067	37.793	36.837	139.2	8:36.005
6	1:44.533	28.044	38.722	37.767	135.4	10:40.357	6	1:41.664	26.966	37.794	36.904	139.3	10:17.669
7	1:44.102	27.991	38.547	37.564	136.0	12:24.459	7	1:41.787	26.994	37.810	36.983	139.1	11:59.456
8	1:44.010	27.792	38.550	37.668	136.1	14:08.469	8	1:41.963	27.042	37.994	36.927	138.9	13:41.419
9	1:44.272	28.254	38.417	37.601	135.8	15:52.741	9	1:42.217	27.057	37.811	37.349	138.5	15:23.636
10	1:43.861	27.880	38.558	37.423	136.3	17:36.602	10	1:42.098	27.185	37.876	37.037	138.7	17:05.734
11	1:44.184	28.098	38.545	37.541	135.9	19:20.786							
12	1:44.009	27.810	38.544	37.655	136.1	21:04.795							
13	1:43.612	27.732	38.286	37.594	136.7	22:48.407							
14	1:43.838	27.730	38.422	37.686	136.4	24:32.245							
15	1:43.713	27.888	38.300	37.525	136.5	26:15.958							
16	1:43.650	27.689	38.414	37.547	136.6	27:59.608							
17	1:43.488	27.746	38.250	37.492	136.8	29:43.096							
<b>63</b> <b>ALEX BRODERSEN</b> DNK							<b>72</b> <b>YERAY RUIZ</b> ESP						
SP57 RACING TEAM YAMAHA							YAMAHA MS RACING YAMAHA						
1	1:53.423	35.793	39.655	37.975	124.8	1:53.423	1	1:50.100	34.381	38.338	37.381	128.6	1:50.100
2	1:45.864	28.577	39.417	37.870	133.7	3:39.287							
3	1:45.574	28.228	39.190	38.156	134.1	5:24.861							
4	1:45.790	28.356	39.228	38.206	133.8	7:10.651							
5	1:44.966	28.046	39.017	37.903	134.9	8:55.617							
6	1:45.711	28.236	39.265	38.210	133.9	10:41.328							
7	1:44.884	28.106	38.963	37.815	135.0	12:26.212							
8	1:44.655	28.125	38.823	37.707	135.3	14:10.867							
9	1:45.275	28.140	38.981	38.154	134.5	15:56.142							
10	1:45.780	28.236	39.273	38.271	133.9	17:41.922							
11	1:46.381	28.138	39.450	38.793	133.1	19:28.303							
12	1:46.251	28.604	39.378	38.269	133.3	21:14.554							
13	1:45.374	28.224	39.040	38.110	134.4	22:59.928							
14	1:45.705	28.385	39.165	38.155	133.9	24:45.633							
15	1:45.783	28.226	39.512	38.045	133.8	26:31.416							
16	1:47.566	28.889	40.140	38.537	131.6	28:18.982							
17	1:45.619	28.180	39.359	38.080	134.1	30:04.601							




Supersport NG  
ESBK  
CARRERA 2

CIRCUITO DE NAVARRA 3.933 m. Análisis de sectores lentos

■ Mejor Personal ■ Mejor de la sesión ■ Cruzando por el pit lane

Vlt.	Tiempo	Sector 1	Sector 2	Sector 3	Km/h	T. Sesión	Vlt.	Tiempo	Sector 1	Sector 2	Sector 3	Km/h	T. Sesión
<b>76</b> JULIAN GIRAL ESP ARCO-MOTOR UNIVERSITY TEAM													
1	1:47.797	32.935	37.711	37.151	131.3	1:47.797							
2	1:42.087	27.280	37.808	36.999	138.7	3:29.884							
3	1:42.391	27.199	38.198	36.994	138.3	5:12.275							
4	1:42.346	27.442	37.865	37.039	138.3	6:54.621							
5	1:41.736	27.158	37.721	36.857	139.2	8:36.357							
6	1:42.170	27.227	37.844	37.099	138.6	10:18.527							
7	1:41.914	27.243	37.851	36.820	138.9	12:00.441							
8	1:42.222	27.206	38.023	36.993	138.5	13:42.663							
9	1:41.990	27.217	37.888	36.885	138.8	15:24.653							
10	1:41.913	27.107	37.938	36.868	138.9	17:06.566							
11	1:42.175	27.008	37.856	37.311	138.6	18:48.741							
12	1:42.188	27.199	37.824	37.165	138.6	20:30.929							
13	1:43.035	27.616	38.229	37.190	137.4	22:13.964							
14	2:07.956	27.400	38.337	1:02.219	110.7	24:21.920							
15	1:43.715	27.757	38.320	37.638	136.5	26:05.635							
16	1:43.509	27.556	38.411	37.542	136.8	27:49.144							
17	1:44.632	27.982	38.955	37.695	135.3	29:33.776							
<b>86</b> MARIO MAYOR ESP ANDOTRANS TEAM TORRENTÓ YAMAHA													
1	1:51.351	34.891	38.830	37.630	127.2	1:51.351							
2	1:42.817	27.297	38.288	37.232	137.7	3:34.168							
3	1:43.058	27.381	38.406	37.271	137.4	5:17.226							
4	1:42.355	27.184	38.044	37.127	138.3	6:59.581							
5	1:42.924	27.420	38.262	37.242	137.6	8:42.505							
6	1:43.189	27.464	38.318	37.407	137.2	10:25.694							
7	1:43.598	27.636	38.387	37.575	136.7	12:09.292							
8	1:43.453	27.518	38.343	37.592	136.9	13:52.745							
9	1:42.825	27.435	38.173	37.217	137.7	15:35.570							
10	1:43.102	27.370	38.348	37.384	137.3	17:18.672							
11	1:43.163	27.481	38.352	37.330	137.2	19:01.835							
12	1:43.273	27.415	38.301	37.557	137.1	20:45.108							
13	1:43.272	27.511	38.397	37.364	137.1	22:28.380							
14	1:42.862	27.374	38.165	37.323	137.6	24:11.242							
15	1:43.723	27.797	38.365	37.561	136.5	25:54.965							
16	1:43.493	27.746	38.339	37.408	136.8	27:38.458							
17	1:43.345	27.469	38.450	37.426	137.0	29:21.803							
<b>92</b> NIL ROIG ESP GMFUEL VRC TEAM YAMAHA													
1	1:51.154	34.889	38.648	37.617	127.4	1:51.154							
2	1:43.726	27.972	38.555	37.199	136.5	3:34.880							
3	1:42.865	27.197	38.418	37.250	137.6	5:17.745							
4	1:42.777	27.144	38.453	37.180	137.8	7:00.522							
5	1:42.894	27.248	38.364	37.282	137.6	8:43.416							
6	1:43.337	27.241	38.374	37.722	137.0	10:26.753							
7	1:42.717	27.290	38.248	37.179	137.8	12:09.470							
8	1:42.964	27.481	38.230	37.253	137.5	13:52.434							
9	1:42.826	27.313	38.379	37.134	137.7	15:35.260							
10	1:43.096	27.391	38.240	37.465	137.3	17:18.356							
11	1:43.013	27.404	38.375	37.234	137.4	19:01.369							
12	1:43.374	27.536	38.390	37.448	137.0	20:44.743							
13	1:43.901	27.598	38.422	37.881	136.3	22:28.644							
14	1:43.006	27.228	38.292	37.486	137.5	24:11.650							
15	1:44.281	27.479	38.518	38.284	135.8	25:55.931							
16	1:43.342	27.751	38.365	37.226	137.0	27:39.273							
17	1:43.427	27.325	38.628	37.474	136.9	29:22.700							
<b>81</b> ALEIX VIU ESP ANDOTRANS TEAM TORRENTÓ YAMAHA													
1	1:50.363	34.791	38.320	37.252	128.3	1:50.363							
<b>83</b> MEIKON KAWAKAMI BRA YAMAHA MS RACING YAMAHA													
1	1:48.598	33.573	38.036	36.989	130.4	1:48.598							
2	1:41.693	27.085	37.803	36.805	139.2	3:30.291							
3	1:41.696	26.916	37.827	36.953	139.2	5:11.987							
4	1:41.906	27.107	37.881	36.918	138.9	6:53.893							
5	1:41.680	27.114	37.713	36.853	139.2	8:35.573							
6	1:41.728	27.118	37.652	36.958	139.2	10:17.301							
7	1:41.653	27.103	37.752	36.798	139.3	11:58.954							
8	1:41.643	27.114	37.704	36.825	139.3	13:40.597							
9	1:41.811	27.150	37.830	36.831	139.1	15:22.408							
10	1:41.651	27.142	37.728	36.781	139.3	17:04.059							
11	1:41.891	27.151	37.805	36.935	139.0	18:45.950							
12	1:42.109	27.237	37.885	36.987	138.7	20:28.059							
13	1:42.084	27.237	37.839	37.008	138.7	22:10.143							
14	1:42.178	27.311	37.879	36.988	138.6	23:52.321							
15	1:42.242	27.327	37.949	36.966	138.5	25:34.563							
16	1:42.596	27.367	38.060	37.169	138.0	27:17.159							
<b>95</b> MASHEL AL-NAIMI QAT EASYPACE TEAM YAMAHA													
1	1:56.604	37.787	40.263	38.554	121.4	1:56.604							
2	1:46.511	28.131	39.666	38.714	132.9	3:43.115							
3	1:45.361	28.008	38.965	38.388	134.4	5:28.476							
4	1:45.426	28.075	39.006	38.345	134.3	7:13.902							
5	1:45.472	28.050	39.070	38.352	134.2	8:59.374							
6	1:47.145	27.976	40.210	38.959	132.1	10:46.519							
7	1:47.698	28.375	40.075	39.248	131.5	12:34.217							
8	1:47.151	28.926	39.467	38.758	132.1	14:21.368							
9	1:47.098	28.312	40.215	38.571	132.2	16:08.466							
10	1:46.540	28.456	39.649	38.435	132.9	17:55.006							
11	1:46.423	28.235	39.521	38.667	133.0	19:41.429							
12	1:47.063	28.457	39.928	38.678	132.2	21:28.492							
13	1:47.004	28.584	39.837	38.583	132.3	23:15.496							



**Supersport NG**  
**ESBK**  
**CARRERA 2**

**Análisis de sectores lentos**

■ Mejor Personal ■ Mejor de la sesión B Cruzando por el pit lane

Vlt.	Tiempo	Sector 1	Sector 2	Sector 3	Km/h	T. Sesión	Vlt.	Tiempo	Sector 1	Sector 2	Sector 3	Km/h	T. Sesión
14	1:47.389	29.044	39.731	38.614	131.8	25:02.885							
15	1:46.142	28.222	39.596	<b>38.324</b>	133.4	26:49.027							
16	1:46.250	28.176	39.597	38.477	133.3	28:35.277							
17	1:51.448	28.441	40.796	42.211	127.0	30:26.725							