


GT-CER  
CAMPEONATO DE ESPAÑA RESISTENCIARACE READY  
IBERIAN HISTORIC RACING

# CER - GT

## FESTIVAL DE LA VELOCIDAD

### Entrenamientos Libres 1

## Sector Analysis

— Invalidated Lap    ■ Personal Best    ■ Session Best    B Crossing the pit lane


Lap	D	Time	Sector 1	Sector 2	Sector 3	Kph	Elapsed	Lap	D	Time	Sector 1	Sector 2	Sector 3	Kph	Elapsed		
<b>10</b>	Veloso Motorsport Audi RS3 LMS SEQ D1							15	1	2:01.448	33.179	43.370	44.899	116.6	49:03.415		
	1.Jorge M. Pereira 2.Pedro_A. Pereira							<b>18</b>	CD Pleamar Sport Renault Clio Cup IV D4								
	1	1	3:10.562	1:25.337	56.869	48.356	74.3		3:10.562	1	1	20:02.298	...	48.286	45.863	11.8	20:02.298
	2	1	2:10.257	34.516	49.615	46.126	108.7		5:20.819	2	1	2:04.831	33.647	45.801	45.383	113.4	22:07.129
	3	1	2:10.296	33.794	49.425	47.077	108.7		7:31.115	3	1	2:04.353	34.406	44.545	45.402	113.9	24:11.482
	4	1	2:03.280	31.975	47.147	44.158	114.9		9:34.395	4	1	2:05.798	36.516	44.906	44.376	112.6	26:17.280
	5	1	2:03.756	32.495	48.987	42.274	114.4		11:38.151	5	1	<b>2:01.353</b>	32.937	44.095	<b>44.321</b>	116.7	28:18.633
	6	1	1:57.899	31.132	43.737	43.030	120.1		13:36.050	6	1	6:58.926B	37.468	47.917	5:33.541	33.8	35:17.559
	7	1	2:00.481	31.043	44.343	45.095	117.5		15:36.531	7	1	2:15.200	45.351	44.627	45.222	104.7	37:32.759
	8	1	2:01.383	31.471	42.907	47.005	116.6		17:37.914	8	1	2:51.370	<b>32.746</b>	<b>44.040</b>	1:34.584	82.6	40:24.129
	9	1	3:18.820B	31.554	44.643	2:02.623	71.2		20:56.734	9	1	2:03.968	33.896	44.861	45.211	114.2	42:28.097
	10	1	2:07.212	40.907	42.778	43.527	111.3		23:03.946	<b>19</b> Promotion Motorsport BMW M2 CS Racing. D3 1. Smörg 2. Francisco J. Macias							
	11	1	1:57.441	30.537	44.180	42.724	120.6		25:01.387								
	12	1	1:54.607	30.331	41.732	42.544	123.5		26:55.994								
	13	1	<b>1:52.958</b>	<b>30.173</b>	41.275	<b>41.510</b>	125.3		28:48.952								
	14	1	3:14.943B	30.346	43.466	2:01.131	72.6		32:03.895								
	15	1	2:12.300	42.034	45.358	44.908	107.0		34:16.195								
	16	1	1:56.288	31.697	42.233	42.358	121.8		36:12.483								
	17	1	1:55.103	30.852	41.856	42.395	123.0		38:07.586								
	18	1	1:55.628	31.346	42.134	42.148	122.5		40:03.214								
	19	1	1:56.182	30.439	42.636	43.107	121.9		41:59.396								
	20	1	1:55.311	30.982	42.044	42.285	122.8		43:54.707								
	21	1	1:54.374	30.692	41.337	42.345	123.8		45:49.081								
22	1	1:53.081	30.478	<b>40.956</b>	41.647	125.2	47:42.162										
<b>12</b>	Peña Autocross Arteixo Renault Clio Cup III D5																
	1.Juan Campos																
	1	1	3:51.889	2:02.116	54.782	54.991	61.1	3:51.889									
	2	1	2:25.257	40.463	53.340	51.454	97.5	6:17.146									
	3	1	2:14.819	39.141	47.418	48.260	105.0	8:31.965									
	4	1	2:09.616	37.298	46.019	46.299	109.2	10:41.581									
	5	1	2:05.594	34.767	44.904	45.923	112.7	12:47.175									
	6	1	<b>2:04.234</b>	<b>33.944</b>	<b>44.871</b>	<b>45.419</b>	114.0	14:51.409									
	7	1	2:11.765	34.301	45.743	51.721	107.5	17:03.174									
	8	1	7:37.838B	40.168	55.074	6:02.596	30.9	24:41.012									
<b>14</b>	Skualo Competición Renault Clio V Cup D5																
	1.Henk Van Zoest (JF) 2.Mathieu Lannepoudenx																
	1	1	15:49.383	...	47.007	47.544	14.9	15:49.383									
	2	1	2:05.845	34.396	45.799	45.650	112.5	17:55.228									
	3	1	2:05.688	33.725	46.424	45.539	112.7	20:00.916									
	4	1	2:05.010	33.575	46.268	45.167	113.3	22:05.926									
	5	1	2:04.643	33.991	45.074	45.578	113.6	24:10.569									
	6	1	3:13.142B	33.763	45.275	1:54.104	73.3	27:23.711									
	7	1	2:09.417	39.708	44.834	44.875	109.4	29:33.128									
	8	1	2:03.425	33.258	45.051	45.116	114.7	31:36.553									
	9	1	2:02.673	33.071	44.651	44.951	115.4	33:39.226									
	10	1	4:58.745B	33.595	44.658	3:40.492	47.4	38:37.971									
	11	1	2:18.996	43.226	47.379	48.391	101.9	40:56.967									
	12	1	2:03.193	33.914	44.378	44.901	114.9	43:00.160									
13	1	2:01.484	33.447	43.613	44.424	116.5	45:01.644										
14	1	<b>2:00.323</b>	33.001	<b>43.036</b>	<b>44.286</b>	117.7	47:01.967										
<b>20</b>	Jr Chefo Sport Renault Clio V Cup D5																
	1.Alejandro Iribas (JR)																
	1	1	25:44.409	...	44.807	45.107	9.2	25:44.409									
	2	1	2:03.142	33.878	44.566	44.698	115.0	27:47.551									
	3	1	2:06.966	35.491	46.660	44.815	111.5	29:54.517									
	4	1	2:03.805	34.751	44.290	44.764	114.4	31:58.322									
	5	1	2:02.763	33.357	44.428	44.978	115.3	34:01.085									
	6	1	2:04.641	<b>33.251</b>	44.806	46.584	113.6	36:05.726									
	7	1	<b>2:01.521</b>	<b>33.322</b>	<b>43.602</b>	<b>44.597</b>	116.5	38:07.247									
	8	1	2:02.012	33.489	43.921	44.602	116.0	40:09.259									
	9	1	2:05.331	35.714	44.427	45.190	113.0	42:14.590									
	10	1	2:02.002	33.390	43.735	44.877	116.1	44:16.592									
11	1	2:19.585	43.587	47.567	48.431	101.4	46:36.177										
12	1	3:54.961B	33.320	43.647	2:37.994	60.3	50:31.138										



GT-CER  
CAMPEONATO DE ESPAÑA RESISTENCIA



RACE READY  
IBERIAN HISTORIC RACING



# CER - GT FESTIVAL DE LA VELOCIDAD Entrenamientos Libres 1

## Sector Analysis

— Invalidated Lap    ■ Personal Best    ■ Session Best    B Crossing the pit lane

Lap	D	Time	Sector 1	Sector 2	Sector 3	Kph	Elapsed	Lap	D	Time	Sector 1	Sector 2	Sector 3	Kph	Elapsed	
<b>21</b>	<b>Escuderia Faraón</b> 1.Miguel Gómez 2.Pablo Bras							BMW M2 CS Racing D1								
	1	1	4:00.731	2:13.871	55.626	51.234	58.8	4:00.731	19	1	1:53.595	31.077	41.364	41.154	124.6	47:02.370
	2	1	2:15.426	37.495	50.255	47.676	104.6	6:16.157	20	1	1:55.277	31.638	41.107	42.532	122.8	48:57.647
	3	1	2:08.991	35.165	47.450	46.376	109.8	8:25.148								
	4	1	2:04.686	34.639	44.718	45.329	113.6	10:29.834								
	5	1	2:01.740	32.390	44.600	44.750	116.3	12:31.574								
	6	1	2:02.651	32.429	44.042	46.180	115.4	14:34.225								
	7	1	7:51.086B	32.184	44.302	6:34.600	30.1	22:25.311								
	8	1	2:14.792	42.910	47.043	44.839	105.0	24:40.103								
	9	1	2:03.971	33.738	45.200	45.033	114.2	26:44.074								
	10	1	2:01.046	32.061	44.871	44.114	117.0	28:45.120								
	11	1	2:02.679	33.804	45.557	43.318	115.4	30:47.799								
	12	1	1:58.745	31.188	43.581	43.976	119.2	32:46.544								
	13	1	1:57.317	31.111	42.922	43.284	120.7	34:43.861								
	14	1	10:01.514B	31.714	43.170	8:46.630	23.5	44:45.375								
	15	1	2:10.424	40.793	44.790	44.841	108.6	46:55.799								
	16	1	1:58.792	31.252	43.057	44.483	119.2	48:54.591								
<b>30</b>	<b>FRC Competición</b> 1.Vicente G.I Vallés (JF)							Ford Fiesta 1.6 D4								
	1	1	18:59.719			51.031	12.4	18:59.719								
	2	1	2:11.731			47.253	107.5	21:11.450								
	3	1	2:08.254	36.564	45.216	46.474	110.4	23:19.704								
	4	1	5:01.254B	33.452	43.740	3:44.062	47.0	28:20.958								
	5	1	2:11.545	43.027	44.255	44.263	107.6	30:32.503								
	6	1	2:00.438	33.016	43.472	43.950	117.6	32:32.941								
	7	1	1:59.965	32.601	44.057	43.307	118.0	34:32.906								
	8	1	1:59.817	33.064	43.360	43.393	118.2	36:32.723								
	9	1	2:03.323	32.483	47.519	43.321	114.8	38:36.046								
<b>50</b>	<b>RACE</b> 1.Borja Hormigos 2.Hector Hernández							BMW M240i Racing D3								
	1	1	6:25.129B	1:48.073	1:02.900	3:34.156	36.8	6:25.129								
	2	1	2:36.007	49.614	54.250	52.143	90.8	9:01.136								
	3	1	2:15.534	39.454	48.098	47.982	104.5	11:16.670								
	4	1	2:14.993	35.651	50.631	48.711	104.9	13:31.663								
	5	1	4:04.875B	34.681	50.043	2:40.151	57.8	17:36.538								
	6	1	2:11.984	41.779	45.051	45.154	107.3	19:48.522								
	7	1	2:01.715	32.588	43.505	45.622	116.3	21:50.237								
	8	1	1:59.566	32.036	43.430	44.100	118.4	23:49.803								
	9	1	1:59.769	31.874	44.341	43.554	118.2	25:49.572								
	10	1	1:59.331	31.654	42.553	45.124	118.7	27:48.903								
	11	1	2:00.142	32.419	44.304	43.419	117.9	29:49.045								
	12	1	1:58.331	31.027	42.234	45.070	119.7	31:47.376								
	13	1	4:24.376B	34.219	45.931	3:04.226	53.6	36:11.752								
14	1	2:16.667	46.467	45.403	44.797	103.6	38:28.419									
15	1	1:58.198	32.228	42.754	43.216	119.8	40:26.617									
16	1	1:56.629	31.159	42.310	43.160	121.4	42:23.246									
17	1	2:02.560	33.513	44.602	44.445	115.5	44:25.806									
18	1	2:09.068	33.095	47.075	48.898	109.7	46:34.874									
19	1	2:07.301	38.813	45.173	43.315	111.2	48:42.175									
20	1	2:08.244	31.721	44.646	51.877	110.4	50:50.419									
<b>81</b>	<b>Promotion Motorsport</b> 1.José M. De Los Milagros 2.Nerea Marti (DA/JR)							BMW M2 CS Racing D1								
	1	1	3:51.230	1:41.277	1:06.735	1:03.218	61.2	3:51.230								
	2	1	2:43.892	46.472	59.189	58.231	86.4	6:35.122								
	3	1	2:29.856	42.076	53.736	54.044	94.5	9:04.978								
	4	1	2:17.168	41.784	50.097	45.287	103.2	11:22.146								
	5	1	2:00.587	32.145	45.016	43.426	117.4	13:22.733								
	6	1	3:15.786B	30.360	41.971	2:03.455	72.3	16:38.519								
	7	1	1:59.169	35.312	41.924	41.933	118.8	18:37.688								
	8	1	1:51.774	29.286	41.053	41.435	126.7	20:29.462								
	9	1	1:52.449	29.806	40.759	41.884	125.9	22:21.911								
	10	1	2:09.698	32.481	49.776	47.441	109.2	24:31.609								
	11	1	1:51.179	29.369	40.693	41.117	127.4	26:22.788								
	12	1	5:17.108B	29.255	41.044	4:06.809	44.6	31:39.896								
	13	1	2:21.976	46.486	47.956	47.534	99.7	34:01.872								





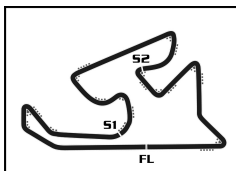
GT-CER  
CAMPEONATO DE ESPAÑA RESISTENCIA



RACE READY  
IBERIAN HISTORIC RACING



CIRCUITO DE NAVARRA



CIRCUITO DE NAVARRA 3.933 m

# CER - GT FESTIVAL DE LA VELOCIDAD Entrenamientos Libres 1

## Sector Analysis

— Invalidated Lap   ■ Personal Best   ■ Session Best   B Crossing the pit lane

Lap	D	Time	Sector 1	Sector 2	Sector 3	Kph	Elapsed	Lap	D	Time	Sector 1	Sector 2	Sector 3	Kph	Elapsed
19	1	1:48.381	29.391	40.136	38.854	130.6	44:49.189								
20	1	1:46.729	28.549	39.025	39.155	132.7	46:35.918								

# 125

**E2P Esc. Española Pilotos**  
 1. Antonio Sainero (JR)  
 2. Ana Sainero (DA/JR)  
 Porsche 911 Cup GEN 2  
 PC

1	1	3:16.726	1:39.648	50.852	46.226	72.0	3:16.726
2	1	2:03.635	33.191	46.277	44.167	114.5	5:20.361
3	1	1:52.862	30.092	41.859	40.911	125.5	7:13.223
4	1	1:49.930	29.257	40.769	39.904	128.8	9:03.153
5	1	1:55.623	29.608	40.447	45.568	122.5	10:58.776
6	1	6:25.785 B	32.515	40.337	5:12.933	36.7	17:24.561
7	1	1:58.805	38.357	40.712	39.736	119.2	19:23.366
8	1	1:49.512	28.055	41.622	39.835	129.3	21:12.878
9	1	1:47.784	28.937	39.591	39.256	131.4	23:00.662
10	1	1:45.287	27.924	38.627	38.736	134.5	24:45.949
11	1	8:45.847 B	29.220	40.500	7:36.127	26.9	33:31.796
12	1	2:12.412	43.644	47.156	41.612	106.9	35:44.208
13	1	1:54.631	31.125	42.650	40.856	123.5	37:38.839
14	1	2:21.958	30.019	41.079	1:10.860	99.7	40:00.797
15	1	1:53.325	30.062	40.996	42.267	124.9	41:54.122
16	1	1:50.915	30.029	41.071	39.815	127.7	43:45.037
17	1	1:50.020	29.580	40.319	40.121	128.7	45:35.057
18	1	1:49.427	29.393	40.335	39.699	129.4	47:24.484
19	1	1:48.758	28.760	40.091	39.907	130.2	49:13.242

# 126

**Veloso Motorsport**  
 1. Francisco Mora (JR)  
 2. Francisco Abreu (JR)  
 Porsche 991 Cup GEN 2  
 PC

1	1	3:09.933	1:23.638	57.378	48.917	74.5	3:09.933
2	1	2:08.078	34.284	49.631	44.163	110.5	5:18.011
3	1	1:49.396	28.841	40.665	39.890	129.4	7:07.407
4	1	1:47.345	28.682	39.332	39.331	131.9	8:54.752
5	1	1:46.091	28.196	38.927	38.968	133.5	10:40.843
6	1	2:47.947 B	29.530	39.831	1:38.586	84.3	13:28.790
7	1	2:06.794	40.002	43.472	43.320	111.7	15:35.584
8	1	1:55.065	31.820	42.666	40.579	123.1	17:30.649
9	1	1:48.223	28.852	39.487	39.884	130.8	19:18.872
10	1	1:45.561	28.078	38.591	38.892	134.1	21:04.433
11	1	1:52.485	32.635	40.143	39.707	125.9	22:56.918
12	1	1:45.159	27.779	38.654	38.726	134.6	24:42.077
13	1	4:11.940 B	31.023	40.616	3:00.301	56.2	28:54.017
14	1	2:01.584	39.868	41.649	40.067	116.5	30:55.601
15	1	1:49.588	29.116	40.042	40.430	129.2	32:45.189
16	1	1:50.303	30.476	40.253	39.574	128.4	34:35.492
17	1	1:46.466	28.355	39.042	39.069	133.0	36:21.958
18	1	1:47.688	28.938	39.618	39.132	131.5	38:09.646
19	1	1:46.722	28.839	38.972	38.911	132.7	39:56.368
20	1	1:45.740	27.892	38.864	38.984	133.9	41:42.108
21	1	1:45.592	27.891	38.932	38.769	134.1	43:27.700
22	1	1:45.378	27.771	38.511	39.096	134.4	45:13.078
23	1	1:45.732	27.768	38.988	38.976	133.9	46:58.810
24	1	1:45.031	27.707	38.655	38.669	134.8	48:43.841
25	1	1:45.976	27.891	38.640	39.445	133.6	50:29.817

# 133

**Ricardo Filipe Costa**  
 1. Ricardo Filipe  
 Porsche 991 Cup GEN 2  
 PC

1	1	5:24.877	3:36.119	56.863	51.895	43.6	5:24.877
2	1	3:49.119 B	38.753	44.395	2:25.971	61.8	9:13.996
3	1	2:02.115	38.183	42.549	41.383	115.9	11:16.111
4	1	7:30.211 B	29.952	50.291	6:09.968	31.4	18:46.322
5	1	2:02.307	39.151	42.306	40.850	115.8	20:48.629
6	1	1:52.606	31.414	40.714	40.478	125.7	22:41.235
7	1	2:04.767	42.186	42.057	40.524	113.5	24:46.002
8	1	1:54.167	30.335	42.787	41.045	124.0	26:40.169
9	1	1:48.167	28.864	39.529	39.774	130.9	28:28.336
10	1	1:47.524	28.709	39.331	39.484	131.7	30:15.860
11	1	6:54.706 B	33.391	44.324	5:36.991	34.1	37:10.566
12	1	1:57.472	36.835	40.808	39.829	120.5	39:08.038
13	1	1:47.828	28.974	39.063	39.791	131.3	40:55.866
14	1	1:46.713	28.509	39.153	39.051	132.7	42:42.579

# 717

**Cor Euser**  
 1. Cor Euser (JF)  
 Mac Car  
 GPX

1	1	3:35.262	1:50.368	55.641	49.253	65.8	3:35.262
2	1	2:08.204	35.862	47.378	44.964	110.4	5:43.466
3	1	2:00.300	33.742	43.742	42.816	117.7	7:43.766
4	1	1:59.266	32.810	44.100	42.356	118.7	9:43.032
5	1	1:52.364	30.189	41.246	40.929	126.0	11:35.396
6	1	1:52.336	29.718	41.708	40.910	126.0	13:27.732
7	1	1:51.243	29.447	40.742	41.054	127.3	15:18.975
8	1	1:51.100	29.597	40.845	40.658	127.4	17:10.075
9	1	1:50.243	29.276	40.680	40.287	128.4	19:00.318
10	1	1:48.972	28.938	40.221	39.813	129.9	20:49.290
11	1	1:49.530	29.742	39.636	40.152	129.3	22:38.820
12	1	5:20.060 B	28.968	41.233	4:09.859	44.2	27:58.880
13	1	1:57.488	35.827	41.387	40.274	120.5	29:56.368
14	1	1:50.516	29.200	40.431	40.885	128.1	31:46.884
15	1	1:48.869	28.650	39.924	40.295	130.1	33:35.753
16	1	1:47.638	28.535	39.693	39.410	131.5	35:23.391
17	1	1:47.449	28.122	39.895	39.432	131.8	37:10.840