


GT-CER
CAMPEONATO DE ESPAÑA RESISTENCIARACE READY
IBERIAN HISTORIC RACING

CER - GT


FESTIVAL DE LA VELOCIDAD

Entrenamientos Libres 2

Sector Analysis

_ Invalidated Lap
 ■ Personal Best
 ■ Session Best
 ■ Crossing the pit lane

Lap	D	Time	Sector 1	Sector 2	Sector 3	Kph	Elapsed	Lap	D	Time	Sector 1	Sector 2	Sector 3	Kph	Elapsed							
10 Veloso Motorsport Audi RS3 LMS SEQ 1.Jorge M. Pereira D1 2.Pedro_A. Pereira								1	1	5:28.779	3:53.745	44.634	50.400	43.1	5:28.779							
2	1	2:08.877	38.221	44.112	46.544	109.9	5:16.958	2	1	2:00.061	32.245	43.388	44.428	117.9	7:28.840							
3	1	1:57.713	31.944	43.497	42.272	120.3	7:14.671	3	1	1:59.625	32.333	43.550	43.742	118.4	9:28.465							
4	1	1:55.639	30.943	42.694	42.002	122.4	9:10.310	4	1	1:58.695	31.975	43.045	43.675	119.3	11:27.160							
5	1	1:53.192	30.521	41.564	41.107	125.1	11:03.502	5	1	13:23.884	B 32.287	45.036	...	17.6	24:51.044							
6	1	13:12.272	B 31.144	41.450	...	17.9	24:15.774	6	1	2:22.049	47.481	46.793	47.775	99.7	27:13.093							
7	1	2:07.385	39.961	42.968	44.456	111.1	26:23.159	7	1	2:04.177	34.024	45.193	44.960	114.0	29:17.270							
8	1	1:55.573	30.105	41.127	44.341	122.5	28:18.732	8	1	2:03.027	33.249	44.482	45.296	115.1	31:20.297							
9	1	1:53.137	30.574	41.101	41.462	125.1	30:11.869	9	1	2:02.424	33.575	43.532	45.317	115.7	33:22.721							
10	1	1:53.205	30.046	41.891	41.268	125.1	32:05.074	10	1	2:02.470	34.226	44.230	44.014	115.6	35:25.191							
11	1	1:58.882	30.856	44.335	43.691	119.1	34:03.956	11	1	2:00.847	33.097	43.761	43.989	117.2	37:26.038							
12	1	1:52.347	29.647	40.921	41.779	126.0	35:56.303	12	1	2:01.584	32.884	44.083	44.617	116.5	39:27.622							
13	1	3:21.688	B 29.739	41.486	2:10.463	70.2	39:17.991	13	1	2:02.166	32.957	44.082	45.127	115.9	41:29.788							
14	1	2:06.586	43.020	42.494	41.072	111.9	41:24.577	14	1	2:06.015	32.411	44.644	48.960	112.4	43:35.803							
15	1	1:57.943	32.404	42.664	42.875	120.0	43:22.520	15	1	2:01.340	33.095	44.217	44.028	116.7	45:37.143							
16	1	1:55.010	32.492	41.176	41.342	123.1	45:17.530	16	1	2:02.452	33.332	44.433	44.687	115.6	47:39.595							
17	1	1:52.456	30.167	41.004	41.285	125.9	47:09.986	17	1	2:01.737	32.871	43.601	45.265	116.3	49:41.332							
18	1	1:52.446	30.313	40.511	41.622	125.9	49:02.432															
19	1	1:52.826	30.389	41.029	41.408	125.5	50:55.258															
20	1	1:51.989	29.862	41.030	41.097	126.4	52:47.247															
21	1	3:00.107	B 29.782	40.417	1:49.908	78.6	55:47.354															
22	1	2:01.075	37.941	41.450	41.684	116.9	57:48.429															
23	1	1:52.973	30.072	41.431	41.470	125.3	59:41.402															
24	1	1:51.297	29.550	40.521	41.226	127.2	1:01:32.699															
14 Skualo Competición Renault Clio V Cup 1.Henk Van Zoest (JF) D5 2.Mathieu Lannepoudenx								1	1	2:53.303	1:16.260	49.738	47.305	81.7	2:53.303							
2	1	2:09.649	37.633	46.503	45.513	109.2	7:08.643	2	1	2:01.827	33.219	44.733	43.875	116.2	4:55.130							
3	1	2:02.227	33.401	44.249	44.577	115.8	9:10.870	3	1	2:01.621	33.085	43.784	44.752	116.4	6:56.751							
4	1	2:01.032	33.036	43.718	44.278	117.0	11:11.902	4	1	1:59.665	33.189	43.253	43.223	118.3	8:56.416							
5	1	13:23.141	B 34.273	50.097	...	17.6	24:35.043	5	1	1:57.924	31.292	42.721	43.911	120.1	10:54.340							
6	1	2:35.493	46.679	53.170	55.644	91.1	27:10.536	6	1	15:45.130	B 31.925	43.664	...	15.0	26:39.470							
7	1	2:01.720	33.362	43.806	44.552	116.3	29:12.256	7	1	2:13.544	42.657	45.611	45.276	106.0	28:53.014							
8	1	2:01.528	33.047	44.217	44.264	116.5	31:13.784	8	1	1:58.821	31.712	43.483	43.626	119.2	30:51.835							
9	1	2:01.436	33.066	43.908	44.462	116.6	33:15.220	9	1	1:56.608	31.128	42.787	42.693	121.4	32:48.443							
10	1	5:54.936	B 41.391	54.363	4:19.182	39.9	39:10.156	10	1	1:55.849	30.797	42.321	42.731	122.2	34:44.292							
11	1	2:13.099	40.658	46.663	45.778	106.4	41:23.255	11	1	1:55.141	30.762	42.096	42.283	123.0	36:39.433							
12	1	2:05.167	33.632	44.959	46.576	113.1	43:28.422	12	1	1:55.108	30.899	41.856	42.353	123.0	38:34.541							
13	1	2:03.218	33.386	44.683	45.149	114.9	45:31.640	13	1	4:23.404	B 30.920	42.155	3:10.329	53.8	42:57.945							
14	1	2:03.521	33.658	44.541	45.322	114.6	47:35.161	14	1	2:04.098	38.349	42.791	42.958	114.1	45:02.043							
15	1	2:03.937	33.843	44.942	45.152	114.2	49:39.098	15	1	1:59.413	31.853	42.349	45.211	118.6	47:01.456							
16	1	2:03.713	33.592	44.884	45.237	114.4	51:42.811	16	1	1:58.304	31.921	42.385	43.998	119.7	48:59.760							
17	1	2:03.482	33.419	44.818	45.245	114.7	53:46.293	17	1	1:58.655	31.917	43.205	43.533	119.3	50:58.415							
18	1	2:04.793	33.821	45.346	45.626	113.5	55:51.086	18	1	1:57.396	31.785	42.350	43.261	120.6	52:55.811							
19	1	3:10.227	B 34.617	45.777	1:49.833	74.4	59:01.313	19	1	1:59.422	31.925	42.491	45.006	118.6	54:55.233							
20	1	2:09.032	38.452	45.193	45.387	109.7	1:01:10.345	20	1	2:01.936	31.849	45.649	44.438	116.1	56:57.169							
18 CD Plemar Sport Renault Clio Cup IV 1.José Luis López (JF) D4 2.Alvaro Rodriguez								1	1	1:58.089	32.170	42.714	43.205	119.9	1:00:54.378							
19 Promotion Motorsport BMW M2 CS Racing. 1. Smörg D3 2.Francisco J. Macias								1	1	3:22.135	1:35.708	52.186	54.241	70.0	3:22.135							
2	1	2:08.269	35.771	46.547	45.951	110.4	5:30.404	2	1	2:08.269	35.771	46.547	45.951	110.4	5:30.404							
3	1	2:04.774	34.317	45.419	45.038	113.5	7:35.178	3	1	2:04.774	34.317	45.419	45.038	113.5	7:35.178							
4	1	2:03.705	33.756	44.767	45.182	114.5	9:38.883	4	1	2:03.705	33.756	44.767	45.182	114.5	9:38.883							
5	1	2:02.798	33.510	44.423	44.865	115.3	11:41.681	5	1	2:02.798	33.510	44.423	44.865	115.3	11:41.681							
6	1	12:48.243	B 33.477	52.113	...	18.4	24:29.924	6	1	12:48.243	B 33.477	52.113	...	18.4	24:29.924							
7	1	2:15.157	43.781	44.974	46.402	104.8	26:45.081	7	1	2:15.157	43.781	44.974	46.402	104.8	26:45.081							
8	1	2:03.364	33.792	44.174	45.398	114.8	28:48.445	8	1	2:03.364	33.792	44.174	45.398	114.8	28:48.445							
9	1	2:03.812	33.901	44.963	44.948	114.4	30:52.257	9	1	2:03.812	33.901	44.963	44.948	114.4	30:52.257							
10	1	2:02.290	33.237	44.082	44.971	115.8	32:54.547	10	1	2:02.290	33.237	44.082	44.971	115.8	32:54.547							
20 Jr Chefo Sport Renault Clio V Cup 1.Alejandro Iribas (JR) D5								1	1	2:02.290	33.237	44.082	44.971	115.8	32:54.547							

GT-CER
CAMPEONATO DE ESPAÑA RESISTENCIARACE READY
IBERIAN HISTORIC RACING

CER - GT

FESTIVAL DE LA VELOCIDAD

Entrenamientos Libres 2

Sector Analysis

— Invalidated Lap ■ Personal Best ■ Session Best B Crossing the pit lane

Lap	D	Time	Sector 1	Sector 2	Sector 3	Kph	Elapsed	Lap	D	Time	Sector 1	Sector 2	Sector 3	Kph	Elapsed
11	1	2:02.509	33.515	44.266	44.728	115.6	34:57.056	9	1	4:15.847 B	33.473	43.702	2:58.672	55.3	36:17.924
12	1	2:02.856	33.767	44.251	44.838	115.2	36:59.912	10	1	2:05.062	39.816	42.649	42.597	113.2	38:22.986
13	1	2:02.572	33.595	44.279	44.698	115.5	39:02.484	11	1	1:54.534	31.506	41.326	41.702	123.6	40:17.520
14	1	2:02.419	33.515	44.286	44.618	115.7	41:04.903	12	1	1:54.105	30.855	41.790	41.460	124.1	42:11.625
15	1	2:02.631	33.646	44.366	44.619	115.5	43:07.534	13	1	1:54.047	30.734	41.713	41.600	124.1	44:05.672
16	1	2:03.567	33.472	44.166	45.929	114.6	45:11.101	14	1	3:27.164 B	35.555	46.220	2:05.389	68.3	47:32.836
17	1	2:07.171	33.911	45.395	47.865	111.3	47:18.272	15	1	2:06.704	42.551	42.409	41.744	111.7	49:39.540
18	1	2:01.854	33.165	43.971	44.718	116.2	49:20.126	16	1	1:55.060	31.578	41.971	41.511	123.1	51:34.600
19	1	2:01.993	33.312	44.189	44.492	116.1	51:22.119	17	1	1:55.695	31.691	42.408	41.596	122.4	53:30.295
20	1	2:02.077	33.268	44.019	44.790	116.0	53:24.196	18	1	1:55.008	31.518	41.333	42.157	123.1	55:25.303
21	1	2:03.263	33.501	44.441	45.321	114.9	55:27.459	19	1	1:54.553	31.175	40.960	42.418	123.6	57:19.856
22	1	2:02.205	33.455	44.029	44.721	115.9	57:29.664	20	1	1:54.460	31.102	41.265	42.093	123.7	59:14.316
								21	1	1:55.621	31.640	41.505	42.476	122.5	1:01:09.937

21 Escudería Faraón BMW M2 CS Racing
1. Miguel Gómez D1
2. Pablo Bras

1	1	3:33.998	1:53.568	50.818	49.612	66.2	3:33.998
2	1	2:12.431	37.587	48.215	46.629	106.9	5:46.429
3	1	2:07.908	33.849	46.358	47.701	110.7	7:54.337
4	1	2:04.788	33.055	45.031	46.702	113.5	9:59.125
5	1	15:02.564 B	42.165	59.905	...	15.7	25:01.689
6	1	2:10.945	40.184	45.383	45.378	108.1	27:12.634
7	1	2:00.053	31.961	44.217	43.875	117.9	29:12.687
8	1	6:42.408 B	32.020	46.018	5:24.370	35.2	35:55.095
9	1	2:27.903	45.596	55.594	46.713	95.7	38:22.998
10	1	2:04.877	34.537	46.140	44.200	113.4	40:27.875
11	1	2:02.363	32.786	45.246	44.331	115.7	42:30.238
12	1	2:01.142	32.720	44.122	44.300	116.9	44:31.380
13	1	2:00.895	32.674	44.385	43.836	117.1	46:32.275
14	1	2:01.823	33.618	44.358	43.847	116.2	48:34.098
15	1	2:01.306	33.217	44.667	43.422	116.7	50:35.404
16	1	2:00.607	32.569	44.646	43.392	117.4	52:36.011
17	1	1:59.426	32.477	43.669	43.280	118.6	54:35.437
18	1	3:03.751 B	31.784	43.314	1:48.653	77.1	57:39.188
19	1	2:07.943	38.617	44.830	44.496	110.7	59:47.131
20	1	1:58.962	32.010	43.625	43.327	119.0	1:01:46.093

25 Jr Chefo Sport Peugeot 308 Cup D2
1. Oscar Plazio
2. Carlos Plazio

1	1	4:39.381	2:58.134	52.523	48.724	50.7	4:39.381
2	1	2:08.501	36.412	45.046	47.043	110.2	6:47.882
3	1	2:02.471	34.687	43.534	44.250	115.6	8:50.353
4	1	2:00.956	33.285	42.897	44.774	117.1	10:51.309

26 Pcr Sport CUPRA TCR D1
1. Vicente Dasi (JF)
2. Josep Parera (JF)


1	1	3:52.176	2:03.722	55.529	52.925	61.0	3:52.176
2	1	2:22.520	41.457	51.888	49.175	99.3	6:14.696
3	1	2:18.628	39.419	50.131	49.078	102.1	8:33.324
4	1	2:28.542	40.440	56.804	51.298	95.3	11:01.866
5	1	13:39.724 B	34.849	45.714	...	17.3	24:41.590
6	1	2:22.787	45.470	50.465	46.852	99.2	27:04.377
7	1	2:01.106	34.012	44.122	42.972	116.9	29:05.483
8	1	2:56.594	31.343	41.609	1:43.642	80.2	32:02.077

50 RACE BMW M240i Racing D3
1. Borja Hormigos
2. Hector Hernández

1	1	5:11.471	3:14.895	59.132	57.444	45.5	5:11.471
2	1	2:19.180	40.788	49.114	49.278	101.7	7:30.651
3	1	2:14.791	35.414	46.601	52.776	105.0	9:45.442
4	1	2:07.403	32.485	49.546	45.372	111.1	11:52.845
5	1	12:32.548 B	31.715	48.249	...	18.8	24:25.393
6	1	2:14.600	43.577	45.821	45.202	105.2	26:39.993
7	1	2:04.365	33.083	45.642	45.640	113.8	28:44.358
8	1	1:57.274	31.438	42.688	43.148	120.7	30:41.632
9	1	1:55.784	30.766	42.161	42.857	122.3	32:37.416
10	1	2:04.829	34.441	46.497	43.891	113.4	34:42.245
11	1	1:55.184	30.613	41.901	42.670	122.9	36:37.429
12	1	3:20.490 B	35.390	46.566	1:58.534	70.6	39:57.919
13	1	2:07.669	39.586	43.630	44.453	110.9	42:05.588
14	1	1:59.173	31.864	43.802	43.507	118.8	44:04.761
15	1	1:57.388	31.703	42.203	43.482	120.6	46:02.149
16	1	1:58.625	31.026	44.333	43.266	119.4	48:00.774
17	1	1:57.108	30.922	42.530	43.656	120.9	49:57.882
18	1	1:57.341	31.447	42.617	43.277	120.7	51:55.223
19	1	1:56.660	30.992	42.671	42.997	121.4	53:51.883
20	1	2:00.009	31.170	43.154	45.685	118.0	55:51.892
21	1	2:01.927	32.633	45.308	43.986	116.1	57:53.819
22	1	1:58.944	30.977	44.572	43.395	119.0	59:52.763
23	1	1:56.170	31.328	41.975	42.867	121.9	1:01:48.933

81 Promotion Motorsport BMW M2 CS Racing D1
1. José M. De Los Milagros
2. Nerea Marti (DA/JR)

1	1	2:59.252	1:26.106	47.641	45.505	79.0	2:59.252
2	1	2:00.231	32.272	43.668	44.291	117.8	4:59.483
3	1	2:00.010	31.970	44.123	43.917	118.0	6:59.493
4	1	1:59.286	32.641	44.118	42.527	118.7	8:58.779
5	1	1:55.495	30.310	42.391	42.794	122.6	10:54.274
6	1	1:59.661	29.922	42.308	47.431	118.3	12:53.935
7	1	11:37.424 B	37.611	48.642	...	20.3	24:31.359
8	1	2:08.891	41.325	43.478	44.088	109.9	26:40.250
9	1	1:56.503	30.482	41.716	44.305	121.5	28:36.753
10	1	1:53.268	29.728	41.209	42.331	125.0	30:30.021
11	1	1:52.162	29.719	40.797	41.646	126.2	32:22.183
12	1	1:51.949	29.704	40.936	41.309	126.5	34:14.132
13	1	5:10.833 B	29.760	40.788	4:00.285	45.6	39:24.965

GT-CER
CAMPEONATO DE ESPAÑA RESISTENCIARACE READY
IBERIAN HISTORIC RACING

CER - GT

FESTIVAL DE LA VELOCIDAD

Entrenamientos Libres 2

Sector Analysis

— Invalidated Lap ■ Personal Best ■ Session Best B Crossing the pit lane

Lap	D	Time	Sector 1	Sector 2	Sector 3	Kph	Elapsed	Lap	D	Time	Sector 1	Sector 2	Sector 3	Kph	Elapsed
-----	---	------	----------	----------	----------	-----	---------	-----	---	------	----------	----------	----------	-----	---------

14	1	1:58.176	35.248	41.175	41.753	119.8	41:23.141
15	1	1:53.364	29.296	41.094	42.974	124.9	43:16.505
16	1	3:20.339 B	29.099	40.862	2:10.378	70.7	46:36.844
17	1	1:57.673	34.666	41.181	41.826	120.3	48:34.517
18	1	1:52.898	30.287	41.303	41.308	125.4	50:27.415
19	1	1:51.739	29.266	41.062	41.411	126.7	52:19.154
20	1	1:51.427	29.428	40.785	41.214	127.1	54:10.581
21	1	4:40.374 B	29.634	41.240	3:29.500	50.5	58:50.955
22	1	1:57.734	34.879	41.461	41.394	120.3	1:00:48.689

103		Pcr Sport		Ligier JS2 R	
		1.Guillermo Aso		GPR	
		2.Francesc Gutiérrez			

1	1	3:03.165	1:18.871	54.787	49.507	77.3	3:03.165
2	1	2:10.118	37.121	47.727	45.270	108.8	5:13.283
3	1	3:26.670 B	32.991	45.341	2:08.338	68.5	8:39.953
4	1	1:58.687	35.524	41.472	41.691	119.3	10:38.640
5	1	1:52.875	29.260	42.107	41.508	125.4	12:31.515
6	1	12:05.900 B	29.154	46.504	...	19.5	24:37.415
7	1	2:05.234	39.041	43.894	42.299	113.1	26:42.649
8	1	1:51.675	29.826	40.528	41.321	126.8	28:34.324
9	1	1:50.113	29.619	40.102	40.392	128.6	30:24.437
10	1	1:49.275	29.084	39.965	40.226	129.6	32:13.712
11	1	1:48.661	28.907	39.517	40.237	130.3	34:02.373
12	1	1:48.509	28.822	39.718	39.969	130.5	35:50.882
13	1	6:48.241 B	28.724	40.235	5:39.282	34.7	42:39.123
14	1	1:58.652	36.840	41.086	40.726	119.3	44:37.775
15	1	1:58.136	29.526	42.036	46.574	119.9	46:35.911
16	1	1:49.164	29.109	39.988	40.067	129.7	48:25.075
17	1	2:16.285	29.278	1:06.427	40.580	103.9	50:41.360
18	1	1:50.326	29.285	40.558	40.483	128.3	52:31.686
19	1	1:49.493	29.399	39.760	40.334	129.3	54:21.179
20	1	1:49.517	29.172	39.910	40.435	129.3	56:10.696
21	1	1:48.659	28.797	39.867	39.995	130.3	57:59.355

109		Escudería Faraón		Renault Megane Trophy	
		1.Agustín Sanabria		GPR	
		2.Angel Santos			

1	1	11:18.636	9:50.618	45.589	42.429	20.9	11:18.636
2	1	13:02.969 B	29.951	41.570	...	18.1	24:21.605
3	1	2:03.634	40.025	41.868	41.741	114.5	26:25.239
4	1	1:51.517	30.018	40.207	41.292	127.0	28:16.756
5	1	1:51.334	29.380	40.916	41.038	127.2	30:08.090
6	1	1:51.426	29.727	40.694	41.005	127.1	31:59.516
7	1	5:14.899 B	29.089	41.765	4:04.045	45.0	37:14.415
8	1	2:03.652	39.554	41.364	42.734	114.5	39:18.067
9	1	1:56.107	32.446	42.225	41.436	121.9	41:14.174
10	1	2:23.592	29.958	40.646	1:12.988	98.6	43:37.766
11	1	3:36.266 B	30.515	55.844	2:09.907	65.5	47:14.032
12	1	2:01.022	38.069	41.656	41.297	117.0	49:15.054
13	1	1:51.716	29.852	40.801	41.063	126.7	51:06.770
14	1	1:54.349	31.899	41.267	41.183	123.8	53:01.119
15	1	1:52.098	29.612	40.291	42.195	126.3	54:53.217
16	1	1:50.535	29.618	40.304	40.613	128.1	56:43.752

111		Club Deportivo DAGO		Porsche 991 Cup GEN 2	
		1.Pablo Yeregui		PC	
		2.Daniel Carretero			

1	1	2:46.908	1:23.762	42.772	40.374	84.8	2:46.908
2	1	1:47.426	28.884	39.600	38.942	131.8	4:34.334
3	1	1:45.035	27.914	38.595	38.526	134.8	6:19.369
4	1	1:45.669	28.909	38.555	38.205	134.0	8:05.038
5	1	1:44.347	27.486	38.373	38.488	135.7	9:49.385
6	1	14:57.269 B	28.010	40.348	...	15.8	24:46.654
7	1	1:58.999	37.038	41.459	40.502	119.0	26:45.653
8	1	1:48.709	29.024	39.947	39.738	130.2	28:34.362
9	1	1:47.164	28.785	39.340	39.039	132.1	30:21.526
10	1	1:47.335	28.447	39.743	39.145	131.9	32:08.861
11	1	1:48.938	28.444	40.398	40.096	130.0	33:57.799
12	1	1:48.409	28.859	40.354	39.196	130.6	35:46.208
13	1	1:47.239	28.659	39.548	39.032	132.0	37:33.447
14	1	5:08.296 B	28.478	39.800	4:00.018	45.9	42:41.743
15	1	2:03.708	40.479	42.523	40.706	114.5	44:45.451
16	1	5:35.729 B	30.290	42.006	4:23.433	42.2	50:21.180
17	1	1:58.442	36.409	41.122	40.911	119.5	52:19.622
18	1	1:50.740	29.989	40.471	40.280	127.9	54:10.362
19	1	1:47.488	28.605	39.610	39.273	131.7	55:57.850
20	1	1:50.108	28.721	41.691	39.696	128.6	57:47.958
21	1	1:49.157	29.262	40.277	39.618	129.7	59:37.115
22	1	1:48.095	28.673	40.125	39.297	131.0	1:01:25.210

112		Philippe Gruau		Vortex V8	
		1.Philippe Gruau (JF)		GPX	
		2.Solenn Amrouche (DA)			


1	1	2:46.654	1:17.990	45.459	43.205	85.0	2:46.654
2	1	1:56.649	31.761	43.137	41.751	121.4	4:43.303
3	1	3:53.498 B	30.191	40.718	2:42.589	60.6	8:36.801
4	1	2:00.141	35.835	42.182	42.124	117.9	10:36.942

114		Escudería Faraón		Porsche 991 Cup GEN 1	
		1.Álvaro Fontes		PC	
		2.Mirco Van Nostrum			

1	1	3:11.044	1:46.065	43.045	41.934	74.1	3:11.044
2	1	1:51.856	29.166	42.016	40.674	126.6	5:02.900
3	1	1:50.667	29.114	41.457	40.096	127.9	6:53.567
4	1	1:47.260	28.395	39.472	39.393	132.0	8:40.827
5	1	1:47.354	28.456	39.587	39.311	131.9	10:28.181
6	1	1:46.648	28.152	39.188	39.308	132.8	12:14.829
7	1	12:37.258 B	32.775	51.355	...	18.7	24:52.087
8	1	2:00.618	39.142	41.238	40.238	117.4	26:52.705
9	1	1:48.164	28.766	39.516	39.882	130.9	28:40.869
10	1	1:48.111	28.464	39.186	40.461	131.0	30:28.980
11	1	1:58.272	29.157	39.486	49.629	119.7	32:27.252
12	1	1:56.802	29.015	46.358	41.429	121.2	34:24.054

115		Escudería Faraón		Porsche 992 Cup	
		1.Pablo Bras		PC	
		2.Fernando Gonzalez			

1	1	3:11.367	1:37.728	45.780	47.859	74.0	3:11.367
2	1	1:53.568	30.426	42.217	40.925	124.7	5:04.935

GT-CER
CAMPEONATO DE ESPAÑA RESISTENCIARACE READY
IBERIAN HISTORIC RACING

CER - GT

FESTIVAL DE LA VELOCIDAD

Entrenamientos Libres 2

Sector Analysis

Lap	D	Time	Sector 1	Sector 2	Sector 3	Kph	Elapsed	Lap	D	Time	Sector 1	Sector 2	Sector 3	Kph	Elapsed
3	1	1:51.533	30.496	40.734	40.303	126.9	6:56.468	3	1	1:55.459	31.198	42.045	42.216	122.6	11:01.158
4	1	1:51.099	30.916	40.140	40.043	127.4	8:47.567	4	1	8:08.139B	30.175	40.996	6:56.968	29.0	19:09.297
5	1	1:48.253	28.462	39.635	40.156	130.8	10:35.820	5	1	7:09.605	5:41.314	45.635	42.656	33.0	26:18.902
6	1	1:46.112	27.987	38.895	39.230	133.4	12:21.932	6	1	1:52.831	29.907	41.495	41.429	125.5	28:11.733
7	1	12:35.440B	33.060	50.829	...	18.7	24:57.372	7	1	1:51.589	29.802	40.791	40.996	126.9	30:03.322
8	1	2:05.973	39.431	44.398	42.144	112.4	27:03.345	8	1	1:51.689	29.446	41.118	41.125	126.8	31:55.011
9	1	1:51.886	30.844	40.898	40.144	126.5	28:55.231	9	1	1:51.498	29.434	40.927	41.137	127.0	33:46.509
10	1	1:51.369	30.043	40.040	41.286	127.1	30:46.600	10	1	1:51.794	29.438	41.105	41.251	126.7	35:38.303
11	1	1:51.421	30.457	39.812	41.152	127.1	32:38.021	11	1	1:52.021	29.723	41.188	41.110	126.4	37:30.324
12	1	1:52.908	31.328	40.203	41.377	125.4	34:30.929	12	1	1:51.897	29.294	41.568	41.035	126.5	39:22.221
13	1	3:49.973B	29.953	40.743	2:39.277	61.6	38:20.902	13	1	1:52.564	29.629	41.860	41.075	125.8	41:14.785
14	1	1:59.720	37.727	41.719	40.274	118.3	40:20.622	14	1	1:59.873	30.126	41.096	48.651	118.1	43:14.658
15	1	1:48.173	28.248	40.616	39.309	130.9	42:08.795	15	1	1:52.126	29.264	40.963	41.899	126.3	45:06.784
16	1	1:46.901	27.794	40.428	38.679	132.4	43:55.696	16	1	1:53.073	29.456	40.668	42.949	125.2	46:59.857
17	1	1:45.942	27.700	39.147	39.095	133.6	45:41.638	17	1	1:51.258	29.580	40.918	40.760	127.3	48:51.115
18	1	3:55.193B	34.984	47.691	2:32.518	60.2	49:36.831	18	1	1:51.261	29.633	40.630	40.998	127.3	50:42.376
19	1	1:55.197	35.476	39.714	40.007	122.9	51:32.028								
20	1	1:46.416	28.355	38.683	39.378	133.1	53:18.444								
21	1	1:59.769	39.970	40.901	38.898	118.2	55:18.213								

125 E2P Esc. Española Pilotos
1. Antonio Sainero (JR)
2. Ana Sainero (DA/JR)

Porsche 911 Cup GEN 2
PC

1	1	6:31.749B	1:24.512	47.689	4:19.548	36.1	6:31.749
2	1	1:58.537	36.106	41.610	40.821	119.4	8:30.286
3	1	1:47.086	28.235	39.652	39.199	132.2	10:17.372
4	1	14:50.026B	28.030	43.563	...	15.9	25:07.398
5	1	2:09.149	40.091	44.768	44.290	109.6	27:16.547

126 Veloso Motorsport
1. Francisco Mora (JR)
2. Francisco Abreu (JR)

Porsche 991 Cup GEN 2
PC

1	1	2:53.855	1:10.775	52.002	51.078	81.4	2:53.855
2	1	2:01.998	33.960	45.274	42.764	116.1	4:55.853
3	1	1:55.721	32.942	42.082	40.697	122.4	6:51.574
4	1	1:47.528	28.598	39.439	39.491	131.7	8:39.102
5	1	1:45.976	28.512	38.675	38.789	133.6	10:25.078
6	1	1:45.300	27.932	38.699	38.669	134.5	12:10.378
7	1	12:03.563B	29.548	41.817	...	19.6	24:13.941
8	1	2:00.682	37.481	43.313	39.888	117.3	26:14.623
9	1	1:46.603	28.326	39.144	39.133	132.8	28:01.226
10	1	1:45.835	28.035	38.784	39.016	133.8	29:47.061
11	1	1:45.499	27.762	38.866	38.871	134.2	31:32.560
12	1	4:33.116B	28.461	39.309	3:25.346	51.8	36:05.676
13	1	2:01.527	40.119	41.427	39.981	116.5	38:07.203
14	1	1:46.613	28.171	39.028	39.414	132.8	39:53.816
15	1	1:45.931	28.062	38.755	39.114	133.7	41:39.747
16	1	1:47.814	27.657	39.101	41.056	131.3	43:27.561
17	1	1:46.222	27.890	39.312	39.020	133.3	45:13.783
18	1	1:46.858	28.290	39.102	39.466	132.5	47:00.641

164 Pierre Arraou
1. Pierre Arraou (JF)

Audi R8 GT4
GPR

1	1	6:52.861	5:07.131	52.726	53.004	34.3	6:52.861
2	1	2:12.838	39.906	48.714	44.218	106.6	9:05.699

717 Cor Euser
1. Cor Euser (JF)

Mac Car
GPX

1	1	3:06.241	1:31.471	48.880	45.890	76.0	3:06.241
2	1	2:01.406	32.303	44.820	44.283	116.6	5:07.647
3	1	1:53.767	30.236	43.074	40.457	124.5	7:01.414
4	1	1:50.824	29.900	40.623	40.301	127.8	8:52.238
5	1	1:49.323	29.466	40.129	39.728	129.5	10:41.561
6	1	13:57.167B	28.472	41.409	...	16.9	24:38.728
7	1	2:01.227	39.008	41.984	40.235	116.8	26:39.955
8	1	1:47.695	28.612	39.524	39.559	131.5	28:27.650
9	1	1:47.257	28.340	39.662	39.255	132.0	30:14.907
10	1	1:47.137	28.127	39.549	39.461	132.2	32:02.044
11	1	1:46.692	27.951	39.476	39.265	132.7	33:48.736
12	1	9:37.923B	27.968	42.553	8:27.402	24.5	43:26.659
13	1	1:56.929	36.582	40.591	39.756	121.1	45:23.588
14	1	1:46.791	28.126	39.639	39.026	132.6	47:10.379
15	1	1:46.820	28.198	38.937	39.685	132.5	48:57.199
16	1	1:47.045	28.720	39.543	38.782	132.3	50:44.244