


GT-CER
CAMPEONATO DE ESPAÑA RESISTENCIARACE READY
IBERIAN HISTORIC RACING

CER - GT


FESTIVAL DE LA VELOCIDAD

Entrenamiento Cronometrado 1

Sector Analysis

— Invalidated Lap
 ■ Personal Best
 ■ Session Best
 ■ B Crossing the pit lane

Lap	D	Time	Sector 1	Sector 2	Sector 3	Kph	Elapsed	Lap	D	Time	Sector 1	Sector 2	Sector 3	Kph	Elapsed	
10	Veloso Motorsport Audi RS3 LMS SEQ							D1	3	1	1:58.257	31.320	42.677	44.260	119.7	6:30.657
	4	1	1:59.438	32.472	42.973	43.993	118.5		8:30.095							
	5	1	1:57.190	31.456	42.626	43.108	120.8		10:27.285							
	1	1	3:10.099	1:11.906	58.544	59.649	74.5		3:10.099							
	2	1	2:07.201	32.253	45.403	49.545	111.3		5:17.300							
	3	1	2:00.905	30.475	45.078	45.352	117.1		7:18.205							
	4	1	2:04.914	30.419	49.754	44.741	113.3		9:23.119							
	5	1	1:53.613	30.107	41.692	41.814	124.6		11:16.732							
	6	1	1:55.823	30.139	41.482	44.202	122.2		13:12.555							
	7	1	1:54.067	30.531	40.878	42.658	124.1		15:06.622							
8	1	1:57.795	30.477	43.969	43.349	120.2	17:04.417									
9	1	1:52.269	29.295	41.724	41.250	126.1	18:56.686									
10	1	1:51.420	29.762	40.792	40.866	127.1	20:48.106									
12	Peña Autocross Artoixo Renault Clio Cup III							D5	1	1	3:17.515	1:38.523	50.738	48.254	71.7	3:17.515
	2	1	2:11.156	35.692	47.310	48.154	108.0		5:28.671							
	3	1	2:08.202	35.818	46.011	46.373	110.4		7:36.873							
	4	1	2:06.343	34.645	45.511	46.187	112.1		9:43.216							
	5	1	2:05.964	34.314	45.557	46.093	112.4		11:49.180							
	6	1	2:05.003	34.212	44.694	46.097	113.3		13:54.183							
	7	1	2:05.398	35.085	44.751	45.562	112.9		15:59.581							
	8	1	2:03.426	33.740	44.672	45.014	114.7		18:03.007							
	9	1	2:03.015	33.635	44.017	45.363	115.1		20:06.022							
	10	1	2:03.015	33.635	44.017	45.363	115.1		20:06.022							
14	Skualo Competición Renault Clio V Cup							D5	1	1	5:00.005	3:18.579	53.477	47.949	47.2	5:00.005
	2	1	2:04.357	34.031	45.040	45.286	113.9		7:04.362							
	3	1	2:02.525	33.390	44.228	44.907	115.6		9:06.887							
	4	1	2:02.983	33.436	44.798	44.749	115.1		11:09.870							
	5	1	2:02.362	33.052	44.431	44.879	115.7		13:12.232							
	6	1	2:01.946	33.042	43.919	44.985	116.1		15:14.178							
	7	1	2:01.946	33.042	43.919	44.985	116.1		15:14.178							
18	CD Plemar Sport Renault Clio Cup IV							D4	1	1	3:43.087	1:36.063	1:18.576	48.448	63.5	3:43.087
	2	1	2:03.368	33.884	44.165	45.319	114.8		5:46.455							
	3	1	2:02.355	33.714	43.822	44.819	115.7		7:48.810							
	4	1	2:01.919	33.045	44.428	44.446	116.1		9:50.729							
	5	1	2:01.362	32.588	44.307	44.467	116.7		11:52.091							
	6	1	2:02.237	32.595	44.005	45.637	115.8		13:54.328							
	7	1	2:02.310	33.115	44.357	44.838	115.8		15:56.638							
	8	1	2:01.109	32.653	43.814	44.642	116.9		17:57.747							
	9	1	2:00.619	32.731	43.645	44.243	117.4		19:58.366							
	10	1	2:00.619	32.731	43.645	44.243	117.4		19:58.366							
19	Promotion Motorsport BMW M2 CS Racing.							D3	1	1	2:29.751	54.134	49.575	46.042	94.5	2:29.751
	2	1	2:02.649	33.901	44.687	44.061	115.4		4:32.400							
	3	1	2:02.649	33.901	44.687	44.061	115.4		4:32.400							
20	Jr Chefo Sport Renault Clio V Cup							D5	1	1	4:09.713	2:19.180	55.123	55.410	56.7	4:09.713
	2	1	2:06.016	34.828	45.441	45.747	112.4		6:15.729							
	3	1	2:03.850	33.797	44.787	45.266	114.3		8:19.579							
	4	1	2:04.534	34.145	45.087	45.302	113.7		10:24.113							
	5	1	2:04.868	33.626	46.211	45.031	113.4		12:28.981							
	6	1	2:03.727	33.886	44.308	45.533	114.4		14:32.708							
	7	1	2:04.134	33.757	45.563	44.814	114.1		16:36.842							
	8	1	2:03.293	34.131	44.015	45.147	114.8		18:40.135							
	9	1	2:01.913	33.269	44.053	44.591	116.1		20:42.048							
	10	1	2:01.913	33.269	44.053	44.591	116.1		20:42.048							
21	Escudería Faraón BMW M2 CS Racing							D1	1	1	3:11.773	1:39.790	46.995	44.988	73.8	3:11.773
	2	1	2:01.025	33.115	44.270	43.640	117.0		5:12.798							
	3	1	1:58.141	32.445	42.700	42.996	119.8		7:10.939							
	4	1	1:56.079	30.645	42.843	42.591	122.0		9:07.018							
	5	1	4:04.024	32.773	49.333	2:41.918	58.0		13:11.042							
	6	1	2:08.111	38.854	45.810	43.447	110.5		15:19.153							
	7	1	2:00.029	32.254	44.178	43.597	118.0		17:19.182							
	8	1	1:59.108	32.142	43.641	43.325	118.9		19:18.290							
25	Jr Chefo Sport Peugeot 308 Cup							D2	1	2	4:25.672	2:42.961	53.486	49.225	53.3	4:25.672
	2	2	2:06.584	36.469	46.080	44.035	111.9		6:32.256							
	3	2	1:58.666	32.304	42.761	43.601	119.3		8:30.922							
	4	2	1:57.630	31.629	42.505	43.496	120.4		10:28.552							
	5	2	1:57.630	31.629	42.505	43.496	120.4		10:28.552							
26	Pcr Sport CUPRA TCR							D1	1	1	4:18.033	2:35.455	53.173	49.405	54.9	4:18.033
	2	1	2:03.094	34.086	44.434	44.574	115.0		6:21.127							
	3	1	1:59.172	32.393	44.808	41.971	118.8		8:20.299							
	4	1	1:54.449	30.898	41.867	41.684	123.7		10:14.748							
	5	1	1:54.051	30.926	42.017	41.108	124.1		12:08.799							
	6	1	2:56.188	30.406	41.202	1:44.580	80.4		15:04.987							
	7	1	1:52.353	30.479	40.756	41.118	126.0		16:57.340							
	8	1	2:13.289	30.584	51.050	51.655	106.2		19:10.629							
	9	1	2:13.289	30.584	51.050	51.655	106.2		19:10.629							
50	RACE BMW M240i Racing							D3	1	1	5:47.023	1:58.773	58.227	2:50.023	40.8	5:47.023
	2	1	4:54.274	42.211	56.205	3:15.858	48.1		10:41.297							
	3	1	2:19.871	41.370	45.902	52.599	101.2		13:01.168							
	4	1	2:05.244	31.051	48.969	45.224	113.0		15:06.412							
	5	1	2:05.244	31.051	48.969	45.224	113.0		15:06.412							

GT-CER
CAMPEONATO DE ESPAÑA RESISTENCIARACE READY
IBERIAN HISTORIC RACING

CER - GT

FESTIVAL DE LA VELOCIDAD

Entrenamiento Cronometrado 1

Sector Analysis

— Invalidated Lap ■ Personal Best ■ Session Best B Crossing the pit lane

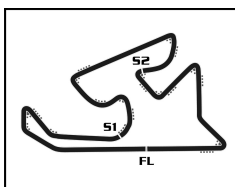
Lap	D	Time	Sector 1	Sector 2	Sector 3	Kph	Elapsed	Lap	D	Time	Sector 1	Sector 2	Sector 3	Kph	Elapsed
5	1	2:02.755	33.659	44.554	44.542	115.3	17:09.167	8	1	1:52.920	30.499	41.296	41.125	125.4	17:12.863
6	1	1:57.154	31.402	42.900	42.852	120.9	19:06.321	9	1	1:55.751	31.698	41.710	42.343	122.3	19:08.614
81 Promotion Motorsport BMW M2 CS Racing D1 1. José M. De Los Milagros 2. Nerea Marti (DA/JR)								114 Escudería Faraón Porsche 991 Cup GEN 1 PC 1. Álvaro Fontes 2. Mirco Van Nostrum							
1	1	2:29.239	53.252	49.345	46.642	94.9	2:29.239	1	1	3:36.740	2:12.592	43.218	40.930	65.3	3:36.740
2	1	2:01.783	33.669	44.791	43.323	116.3	4:31.022	2	1	1:46.598	27.839	39.162	39.597	132.8	5:23.338
3	1	1:49.480	28.897	39.849	40.734	129.3	6:20.502	3	1	1:45.318	27.569	38.804	38.945	134.4	7:08.656
103 Pcr Sport Ligier JS2 R GPR 1. Guillermo Aso 2. Francesc Gutiérrez								4 1 1:52.219 28.047 40.543 43.629 126.2 9:00.875 5 1 1:44.399 27.581 38.382 38.436 135.6 10:45.274							
1	1	6:08.544	4:37.427	47.547	43.570	38.4	6:08.544	115 Escudería Faraón Porsche 992 Cup PC 1. Pablo Bras 2. Fernando Gonzalez							
2	1	1:56.736	31.017	43.143	42.576	121.3	8:05.280	1	1	3:23.418	1:49.624	48.262	45.532	69.6	3:23.418
3	1	1:51.105	29.644	40.473	40.988	127.4	9:56.385	2	1	2:06.484	36.013	47.878	42.593	111.9	5:29.902
4	1	1:50.203	29.247	40.076	40.880	128.5	11:46.588	3	1	1:56.557	33.709	42.111	40.737	121.5	7:26.459
5	1	1:49.249	29.050	40.022	40.177	129.6	13:35.837	4	1	3:18.725B	29.119	41.429	2:08.177	71.2	10:45.184
6	1	1:49.049	28.996	39.855	40.198	129.8	15:24.886	5	1	2:10.478	35.296	46.558	48.624	108.5	12:55.662
7	1	1:54.623	29.066	40.261	45.296	123.5	17:19.509	6	1	1:47.128	28.477	39.187	39.464	132.2	14:42.790
8	1	2:08.831	34.937	49.559	44.335	109.9	19:28.340	7	1	1:45.901	28.188	39.223	38.490	133.7	16:28.691
9	1	1:49.331	29.079	39.629	40.623	129.5	21:17.671	8	1	1:46.116	28.201	38.437	39.478	133.4	18:14.807
109 Escudería Faraón Renault Megane Trophy GPR 1. Agustín Sanabria 2. Angel Santos								9 1 1:45.281 27.839 38.677 38.765 134.5 20:00.088							
1	2	4:01.378	2:28.603	48.523	44.252	58.7	4:01.378	125 E2P Esc. Española Pilotos Porsche 911 Cup GEN 2 PC 1. Antonio Sainero (JR) 2. Ana Sainero (DA/JR)							
2	2	2:09.296	35.084	50.186	44.026	109.5	6:10.674	1	1	3:39.335	2:15.283	42.670	41.382	64.6	3:39.335
3	2	1:56.979	29.944	41.090	45.945	121.0	8:07.653	2	1	1:46.880	28.048	39.135	39.697	132.5	5:26.215
4	2	1:52.359	29.676	40.642	42.041	126.0	10:00.012	3	1	1:58.620	32.123	45.624	40.873	119.4	7:24.835
5	2	1:51.281	29.433	40.622	41.226	127.2	11:51.293	4	1	1:43.534	27.261	38.265	38.008	136.8	9:08.369
6	2	2:30.770	29.819	40.257	1:20.694	93.9	14:22.063	5	1	1:54.534	29.749	44.629	40.156	123.6	11:02.903
7	2	2:01.770	33.290	45.019	43.461	116.3	16:23.833	6	1	1:42.805	27.193	37.821	37.791	137.7	12:45.708
8	2	1:52.093	29.450	40.592	42.051	126.3	18:15.926	126 Veloso Motorsport Porsche 991 Cup GEN 2 PC 1. Francisco Mora (JR) 2. Francisco Abreu (JR)							
111 Club Deportivo DAGO Porsche 991 Cup GEN 2 PC 1. Pablo Yeregui 2. Daniel Carretero								1	2	3:07.600	1:29.189	51.990	46.421	75.5	3:07.600
1	2	3:00.824	1:36.109	41.673	43.042	78.3	3:00.824	2	2	1:57.300	31.740	45.707	39.853	120.7	5:04.900
2	2	1:46.846	28.189	38.523	40.134	132.5	4:47.670	3	2	1:49.642	28.551	41.393	39.698	129.1	6:54.542
3	2	1:43.949	27.403	38.055	38.491	136.2	6:31.619	4	2	1:42.519	27.435	37.432	37.652	138.1	8:37.061
4	2	1:43.322	27.712	37.756	37.854	137.0	8:14.941	5	2	1:44.422	26.971	37.931	39.520	135.6	10:21.483
5	2	1:42.804	27.322	37.685	37.797	137.7	9:57.745	6	2	1:42.908	26.993	37.819	38.096	137.6	12:04.391
6	2	2:04.138	33.593	46.520	44.025	114.1	12:01.883	133 Ricardo Filipe Costa Porsche 991 Cup GEN 2 PC 1. Ricardo Filipe							
7	2	2:17.780	41.638	49.234	46.908	102.8	14:19.663	1	1	2:54.617	1:12.959	55.808	45.850	81.1	2:54.617
112 Philippe Gruau Vortex V8 GPX 1. Philippe Gruau (JF) 2. Solenn Amrouche (DA)								2	1	1:54.668	31.330	41.628	41.710	123.5	4:49.285
1	1	4:06.306	2:33.119	47.406	45.781	57.5	4:06.306	3	1	1:49.659	29.103	40.605	39.951	129.1	6:38.944
2	1	1:58.711	33.141	43.658	41.912	119.3	6:05.017	4	1	1:49.446	29.002	39.818	40.626	129.4	8:28.390
3	1	1:53.950	30.350	42.333	41.267	124.3	7:58.967	5	1	1:49.251	28.740	39.728	40.783	129.6	10:17.641
4	1	1:50.886	29.703	40.572	40.611	127.7	9:49.853	6	1	1:49.846	29.289	40.194	40.363	128.9	13:30.262
5	1	1:50.563	29.579	40.793	40.191	128.1	11:40.416	7	1	1:49.681	29.232	40.153	40.296	129.1	15:19.943
6	1	1:49.846	29.289	40.194	40.363	128.9	13:30.262	1	1	2:54.617	1:12.959	55.808	45.850	81.1	2:54.617
7	1	1:49.681	29.232	40.153	40.296	129.1	15:19.943	2	1	1:54.668	31.330	41.628	41.710	123.5	4:49.285
								3	1	1:49.659	29.103	40.605	39.951	129.1	6:38.944
								4	1	1:49.446	29.002	39.818	40.626	129.4	8:28.390
								5	1	1:49.251	28.740	39.728	40.783	129.6	10:17.641
								6	1	1:49.846	29.289	40.194	40.363	128.9	13:30.262
								7	1	1:46.865	28.474	39.228	39.163	132.5	13:55.663



GT-CER
CAMPEONATO DE ESPAÑA RESISTENCIA



RACE READY
IBERIAN HISTORIC RACING



CIRCUITO DE NAVARRA 3.933 m

CER - GT

FESTIVAL DE LA VELOCIDAD

Entrenamiento Cronometrado 1

Sector Analysis

— Invalidated Lap ■ Personal Best ■ Session Best B Crossing the pit lane

Lap	D	Time	Sector 1	Sector 2	Sector 3	Kph	Elapsed	Lap	D	Time	Sector 1	Sector 2	Sector 3	Kph	Elapsed
-----	---	------	----------	----------	----------	-----	---------	-----	---	------	----------	----------	----------	-----	---------

8	1	1:53.684	32.947	40.860	39.877	124.5	15:49.347								
---	---	----------	--------	--------	--------	-------	-----------	--	--	--	--	--	--	--	--

164	Pierre Arraou		Audi R8 GT4 GPR													
	1.Pierre Arraou (JF)															
	1	1	3:24.995	1:48.601	51.293	45.101	69.1	3:24.995								
	2	1	2:00.006	32.846	43.503	43.657	118.0	5:25.001								
	3	1	1:54.119	30.948	41.761	41.410	124.1	7:19.120								
	4	1	1:54.060	30.339	42.452	41.269	124.1	9:13.180								
	5	1	1:51.875	29.228	41.628	41.019	126.6	11:05.055								
	6	1	1:51.321	29.246	40.183	41.892	127.2	12:56.376								
	7	1	1:51.575	29.522	40.456	41.597	126.9	14:47.951								
	8	1	1:50.125	29.217	40.202	40.706	128.6	16:38.076								
	9	1	1:52.170	29.640	41.201	41.329	126.2	18:30.246								
10	1	1:50.134	29.062	40.311	40.761	128.6	20:20.380									

717	Cor Euser		Mac Car GPX													
	1.Cor Euser (JF)															
	1	1	4:14.682	2:40.845	48.529	45.308	55.6	4:14.682								
	2	1	1:53.693	30.645	42.578	40.470	124.5	6:08.375								
	3	1	1:47.220	28.565	39.451	39.204	132.1	7:55.595								
	4	1	1:44.633	27.533	38.471	38.629	135.3	9:40.228								
	5	1	1:43.355	27.212	38.047	38.096	137.0	11:23.583								
6	1	1:44.864	27.743	38.323	38.798	135.0	13:08.447									