


GT-CER
CAMPEONATO DE ESPAÑA RESISTENCIARACE READY
IBERIAN HISTORIC RACING


CER - GT

FESTIVAL DE LA VELOCIDAD

Entrenamiento Cronometrado 2

Sector Analysis

CIRCUITO DE NAVARRA 3.933 m																
_ Invalidated Lap ■ Personal Best ■ Session Best ■ Crossing the pit lane																
Lap	D	Time	Sector 1	Sector 2	Sector 3	Kph	Elapsed	Lap	D	Time	Sector 1	Sector 2	Sector 3	Kph	Elapsed	
10	Veloso Motorsport Audi RS3 LMS SEQ															
	1.Jorge M. Pereira D1															
	2.Pedro_A. Pereira															
	1	2	2:44.744	1:10.622	46.351	47.771	85.9	2:44.744	4	1	2:01.279	33.166	43.813	44.300	116.7	8:56.409
	2	2	1:57.637	31.643	43.600	42.394	120.4	4:42.381	5	1	2:01.148	32.999	43.729	44.420	116.9	10:57.557
	3	2	1:51.202	29.660	40.072	41.470	127.3	6:33.583	6	1	2:02.287	33.319	43.825	45.143	115.8	12:59.844
	4	2	1:50.845	29.925	40.228	40.692	127.7	8:24.428	7	1	2:01.339	33.261	43.621	44.457	116.7	15:01.183
	5	2	4:47.549	B 29.644	40.460	3:37.445	49.2	13:11.977	8	1	2:01.339	33.215	43.794	44.330	116.7	17:02.522
	6	2	1:59.994	36.236	42.192	41.566	118.0	15:11.971	9	1	2:01.449	33.065	43.839	44.545	116.6	19:03.971
7	2	1:50.512	29.642	40.332	40.538	128.1	17:02.483	10	1	2:01.947	33.215	44.078	44.654	116.1	21:05.918	
8	2	1:50.663	30.122	39.968	40.573	127.9	18:53.146									
12	Peña Autocross Artoixo Renault Clio Cup III															
	1.Juan Campos D5															
	1	1	2:52.192	1:20.927	45.023	46.242	82.2	2:52.192								
	2	1	2:02.827	33.826	44.215	44.786	115.3	4:55.019								
	3	1	2:01.247	33.081	43.606	44.560	116.8	6:56.266								
	4	1	2:01.637	33.054	43.750	44.833	116.4	8:57.903								
5	1	2:01.706	32.943	43.875	44.888	116.3	10:59.609									
14	Skualo Competición Renault Clio V Cup															
	1.Henk Van Zoest (JF) D5															
	2.Mathieu Lannepoudenx															
	1	2	2:50.488	1:14.192	48.155	48.141	83.0	2:50.488								
	2	2	2:01.200	33.180	43.720	44.300	116.8	4:51.688								
3	2	2:00.191	32.764	43.268	44.159	117.8	6:51.879									
4	2	1:59.321	32.382	42.977	43.962	118.7	8:51.200									
18	CD Plemar Sport Renault Clio Cup IV															
	1.José Luis López (JF) D4															
	2.Alvaro Rodriguez															
	1	2	2:48.452	1:18.576	43.844	46.032	84.1	2:48.452								
	2	2	1:58.685	32.111	43.046	43.528	119.3	4:47.137								
	3	2	2:03.899	34.241	45.643	44.015	114.3	6:51.036								
4	2	1:58.105	31.904	42.696	43.505	119.9	8:49.141									
5	2	4:52.091	B 31.967	42.737	3:37.387	48.5	13:41.232									
19	Promotion Motorsport BMW M2 CS Racing.															
	1. Smörg D3															
	2.Francisco J. Macias															
	1	2	2:18.428	47.110	47.434	43.884	102.3	2:18.428								
	2	2	1:56.525	31.267	42.309	42.949	121.5	4:14.953								
	3	2	1:55.998	30.891	42.126	42.981	122.1	6:10.951								
	4	2	1:55.651	30.883	41.857	42.911	122.4	8:06.602								
5	2	2:12.292	38.253	48.309	45.730	107.0	10:18.894									
6	2	1:55.021	30.624	41.752	42.645	123.1	12:13.915									
20	Jr Chefo Sport Renault Clio V Cup															
	1.Alejandro Iribas (JR) D5															
	1	1	2:51.363	1:15.319	47.828	48.216	82.6	2:51.363								
	2	1	2:02.304	33.702	44.149	44.453	115.8	4:53.667								
3	1	2:01.463	33.270	43.613	44.580	116.6	6:55.130									
21	Escudería Faraón BMW M2 CS Racing															
	1.Miguel Gómez D1															
	2.Pablo Bras															
	1	2	3:29.736	1:58.465	45.908	45.363	67.5	3:29.736								
	2	2	1:58.005	31.606	43.382	43.017	120.0	5:27.741								
3	2	1:57.944	31.226	43.505	43.213	120.0	7:25.685									
4	2	1:56.885	31.279	42.946	42.660	121.1	9:22.570									
25	Jr Chefo Sport Peugeot 308 Cup															
	1.Oscar Plazio D2															
	2.Carlos Plazio															
	1	2	2:35.350	1:05.915	44.683	44.752	91.1	2:35.350								
	2	2	1:56.596	31.775	42.448	42.373	121.4	4:31.946								
3	2	1:54.385	30.545	41.297	42.543	123.8	6:26.331									
4	2	1:54.252	30.367	42.097	41.788	123.9	8:20.583									
5	2	2:16.861	38.135	49.275	49.451	103.5	10:37.444									
26	Pcr Sport CUPRA TCR															
	1.Vicente Dasi (JF) D1															
	2.Josep Parera (JF)															
	1	2	2:52.291	1:25.289	43.217	43.785	82.2	2:52.291								
	2	2	1:54.828	32.370	41.387	41.071	123.3	4:47.119								
	3	2	1:53.544	31.063	41.507	40.974	124.7	6:40.663								
	4	2	1:54.619	31.322	41.780	41.517	123.5	8:35.282								
	5	2	1:53.332	30.809	41.192	41.331	124.9	10:28.614								
6	2	1:54.894	31.280	41.271	42.343	123.2	12:23.508									
7	2	1:56.757	31.895	42.183	42.679	121.3	14:20.265									
8	2	2:00.584	33.722	43.464	43.398	117.4	16:20.849									
50	RACE BMW M240i Racing															
	1.Borja Hornigos D3															
	2.Hector Hernández															
	1	2	2:22.864	51.988	45.668	45.208	99.1	2:22.864								
	2	2	1:57.117	31.351	42.699	43.067	120.9	4:19.981								
	3	2	1:55.616	31.051	41.799	42.766	122.5	6:15.597								
	4	2	1:55.370	31.113	41.805	42.452	122.7	8:10.967								
	5	2	2:05.050	31.559	47.585	45.906	113.2	10:16.017								
	6	2	1:55.301	30.757	41.569	42.975	122.8	12:11.318								
	7	2	2:03.212	30.927	41.543	50.742	114.9	14:14.530								
8	2	1:59.130	30.856	42.035	46.239	118.9	16:13.660									
9	2	2:27.229	44.508	52.852	49.869	96.2	18:40.889									
81	Promotion Motorsport BMW M2 CS Racing															
	1.José M. De Los Milagros D1															
	2.Nerea Marti (DA/JR)															
	1	2	2:16.423	48.069	45.621	42.733	103.8	2:16.423								
2	2	1:55.567	29.795	43.382	42.390	122.5	4:11.990									
3	2	1:49.955	29.282	40.081	40.592	128.8	6:01.945									

GT-CER
CAMPEONATO DE ESPAÑA RESISTENCIARACE READY
IBERIAN HISTORIC RACING

CER - GT

FESTIVAL DE LA VELOCIDAD

Entrenamiento Cronometrado 2

Sector Analysis

— Invalidated Lap ■ Personal Best ■ Session Best B Crossing the pit lane

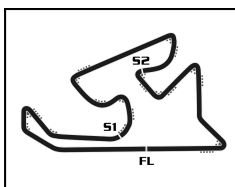
Lap	D	Time	Sector 1	Sector 2	Sector 3	Kph	Elapsed	Lap	D	Time	Sector 1	Sector 2	Sector 3	Kph	Elapsed
103		Pcr Sport 1.Guillermo Aso 2.Francesc Gutiérrez						Ligier JS2 R GPR							
1	2	4:23.426	2:44.026	51.010	48.390	53.7	4:23.426	1	2	2:48.011	1:22.709	42.014	43.288	84.3	2:48.011
2	2	2:02.057	33.124	45.334	43.599	116.0	6:25.483	2	2	1:51.069	29.671	40.925	40.473	127.5	4:39.080
3	2	1:48.169	29.000	39.349	39.820	130.9	8:13.652	3	2	1:50.258	28.965	40.523	40.770	128.4	6:29.338
4	2	1:48.520	29.050	39.700	39.770	130.5	10:02.172	4	2	1:47.727	28.518	39.513	39.696	131.4	8:17.065
5	2	1:47.277	28.594	38.891	39.792	132.0	11:49.449	5	2	1:49.330	28.912	41.071	39.347	129.5	10:06.395
6	2	1:47.670	28.673	38.920	40.077	131.5	13:37.119	6	2	1:47.608	28.498	39.593	39.517	131.6	11:54.003
111		Club Deportivo DAGO 1.Pablo Yeregui 2.Daniel Carretero						Porsche 991 Cup GEN 2 PC							
1	2	3:49.238	2:29.355	40.306	39.577	61.8	3:49.238	1	2	1:48.242	28.771	40.194	39.277	130.8	13:42.245
2	2	1:46.217	28.064	39.161	38.992	133.3	5:35.455	8	2	1:48.124	28.461	40.222	39.441	130.9	15:30.369
3	2	1:47.975	28.348	38.996	40.631	131.1	7:23.430	9	2	1:47.815	28.396	39.187	40.232	131.3	17:18.184
4	2	1:47.394	28.193	40.592	38.609	131.8	9:10.824	10	2	1:46.791	28.463	39.490	38.838	132.6	19:04.975
5	2	1:47.017	28.197	39.009	39.811	132.3	10:57.841								
6	2	1:48.270	28.582	40.377	39.311	130.8	12:46.111								
7	2	1:46.995	28.378	39.275	39.342	132.3	14:33.106								
8	2	1:47.320	28.291	39.679	39.350	131.9	16:20.426								
112		Philippe Gruau 1.Philippe Gruau (JF) 2.Solenn Amrouche (DA)						Vortex V8 GPX							
1	2	3:47.654	2:21.784	43.308	42.562	62.2	3:47.654								
2	2	4:05.137	B	32.255	43.117	2:49.765	57.8	7:52.791							
3	2	1:57.759	34.906	41.514	41.339	120.2	9:50.550								
4	2	1:51.747	30.195	40.970	40.582	126.7	11:42.297								
5	2	1:50.441	29.645	40.908	39.888	128.2	13:32.738								
6	2	1:50.496	29.405	40.552	40.539	128.1	15:23.234								
7	2	1:50.531	29.877	40.426	40.228	128.1	17:13.765								
8	2	1:49.754	30.033	39.792	39.929	129.0	19:03.519								
9	2	1:49.787	29.601	40.059	40.127	129.0	20:53.306								
114		Escuderia Faraón 1.Álvaro Fontes 2.Mirco Van Nostrum						Porsche 991 Cup GEN 1 PC							
1	2	3:59.675	2:40.522	39.849	39.304	59.1	3:59.675								
2	2	1:45.922	27.881	38.894	39.147	133.7	5:45.597								
3	2	1:45.956	27.959	38.994	39.003	133.6	7:31.553								
4	2	1:45.624	27.926	38.833	38.865	134.0	9:17.177								
115		Escuderia Faraón 1.Pablo Bras 2.Fernando Gonzalez						Porsche 992 Cup PC							
1	2	3:39.598	2:17.771	41.095	40.732	64.5	3:39.598								
2	2	1:48.975	29.291	39.840	39.844	129.9	5:28.573								
3	2	1:53.320	30.892	41.961	40.467	124.9	7:21.893								
4	2	1:51.749	29.223	42.357	40.169	126.7	9:13.642								
5	2	1:49.977	29.476	40.269	40.232	128.7	11:03.619								
6	2	1:52.922	31.615	40.291	41.016	125.4	12:56.541								
7	2	1:49.886	29.181	40.325	40.380	128.8	14:46.427								
8	2	1:48.921	29.136	39.892	39.893	130.0	16:35.348								
125		E2P Esc. Española Pilotos 1.Antonio Sainero (JR) 2.Ana Sainero (DA/JR)						Porsche 911 Cup GEN 2 PC							
1	2	2:48.011	1:22.709	42.014	43.288	84.3	2:48.011								
2	2	1:51.069	29.671	40.925	40.473	127.5	4:39.080								
3	2	1:50.258	28.965	40.523	40.770	128.4	6:29.338								
4	2	1:47.727	28.518	39.513	39.696	131.4	8:17.065								
5	2	1:49.330	28.912	41.071	39.347	129.5	10:06.395								
6	2	1:47.608	28.498	39.593	39.517	131.6	11:54.003								
7	2	1:48.242	28.771	40.194	39.277	130.8	13:42.245								
8	2	1:48.124	28.461	40.222	39.441	130.9	15:30.369								
9	2	1:47.815	28.396	39.187	40.232	131.3	17:18.184								
10	2	1:46.791	28.463	39.490	38.838	132.6	19:04.975								
126		Veloso Motorsport 1.Francisco Mora (JR) 2.Francisco Abreu (JR)						Porsche 991 Cup GEN 2 PC							
1	2	2:37.356	1:02.982	44.535	49.839	90.0	2:37.356								
2	2	1:53.933	30.489	42.654	40.790	124.3	4:31.289								
3	2	1:51.712	28.985	39.767	42.960	126.7	6:23.001								
4	2	1:42.724	27.166	37.495	38.063	137.8	8:05.725								
5	2	1:42.642	27.292	37.443	37.907	137.9	9:48.367								
6	2	1:42.080	27.263	37.324	37.493	138.7	11:30.447								
133		Ricardo Filipe Costa 1.Ricardo Filipe						Porsche 991 Cup GEN 2 PC							
1	1	3:25.372	1:56.289	45.985	43.098	68.9	3:25.372								
2	1	1:48.619	28.822	40.331	39.466	130.4	5:13.991								
3	1	1:48.303	28.529	39.854	39.920	130.7	7:02.294								
4	1	1:52.682	31.100	40.732	40.850	125.7	8:54.976								
5	1	1:50.787	28.924	40.022	41.841	127.8	10:45.763								
6	1	1:55.049	33.445	40.887	40.717	123.1	12:40.812								
164		Pierre Arraou 1.Pierre Arraou (JF)						Audi R8 GT4 GPR							
1	1	2:13.647	47.561	43.712	42.374	105.9	2:13.647								
2	1	1:55.483	30.967	42.824	41.692	122.6	4:09.130								
3	1	1:51.877	29.623	41.124	41.130	126.6	6:01.007								
4	1	1:54.840	29.520	44.015	41.305	123.3	7:55.847								
5	1	1:52.443	29.613	40.884	41.946	125.9	9:48.290								
6	1	1:52.046	29.833	40.982	41.231	126.4	11:40.336								
7	1	1:51.834	29.661	40.764	41.409	126.6	13:32.170								
8	1	1:54.197	29.403	42.475	42.319	124.0	15:26.367								
9	1	1:55.519	29.613	41.407	44.499	122.6	17:21.886								
10	1	1:52.357	29.482	41.228	41.647	126.0	19:14.243								
11	1	1:51.152	29.650	40.620	40.882	127.4	21:05.395								
717		Cor Euser 1.Cor Euser (JF)						Mac Car GPX							
1	1	3:57.834	2:29.970	41.565	46.299	59.5	3:57.834								
2	1	1:44.543	27.599	38.150	38.794	135.4	5:42.377								
3	1	1:43.183	27.351	37.644	38.188	137.2	7:25.560								



GT-CER
CAMPEONATO DE ESPAÑA RESISTENCIA



RACE READY
IBERIAN HISTORIC RACING



CIRCUITO DE NAVARRA 3.933 m.

CER - GT

FESTIVAL DE LA VELOCIDAD

Entrenamiento Cronometrado 2

Sector Analysis

— Invalidated Lap

■ Personal Best

■ Session Best

B Crossing the pit lane

Lap	D	Time	Sector 1	Sector 2	Sector 3	Kph	Elapsed	Lap	D	Time	Sector 1	Sector 2	Sector 3	Kph	Elapsed
4	1	1:43.340	27.070	37.781	38.489	137.0	9:08.900								