




GT-CER
CAMPEONATO DE ESPAÑA RESISTENCIA



RACE READY
IBERIAN HISTORIC RACING




CER - GT FESTIVAL DE LA VELOCIDAD Carrera 1

Sector Analysis

Invalidated Lap Personal Best Session Best Crossing the pit lane

Lap	D	Time	Sector 1	Sector 2	Sector 3	Kph	Elapsed	Lap	D	Time	Sector 1	Sector 2	Sector 3	Kph	Elapsed	
10		Veloso Motorsport					Audi RS3 LMS SEQ									
		1.Jorge M. Pereira					D1									
		2.Pedro_A. Pereira														
1	1	2:06.830	40.362	42.988	43.480	111.6	2:06.830									
2	1	1:58.639	30.899	44.544	43.196	119.3	4:05.469									
3	1	1:54.456	30.351	42.720	41.385	123.7	5:59.925									
4	1	1:52.054	29.763	40.954	41.337	126.4	7:51.979									
5	1	1:52.500	30.282	41.102	41.116	125.9	9:44.479									
6	1	1:51.121	29.325	40.753	41.043	127.4	11:35.600									
7	1	1:51.447	29.188	41.211	41.048	127.0	13:27.047									
8	1	1:53.459	29.316	42.849	41.294	124.8	15:20.506									
9	1	1:51.262	29.229	40.526	41.507	127.3	17:11.768									
10	1	1:52.573	29.251	41.082	42.240	125.8	19:04.341									
11	1	1:51.788	29.129	41.466	41.193	126.7	20:56.129									
12	1	3:40.011 B	29.458	41.680	2:28.873	64.4	24:36.140									
13	1	1:59.075	36.099	41.385	41.591	118.9	26:35.215									
14	1	1:57.500	31.140	43.649	42.711	120.5	28:32.715									
15	1	1:58.275	31.619	43.113	43.543	119.7	30:30.990									
16	1	1:52.849	30.457	41.260	41.132	125.5	32:23.839									
17	1	1:51.899	30.259	40.781	40.859	126.5	34:15.738									
18	1	1:53.177	29.617	40.773	42.787	125.1	36:08.915									
19	1	1:52.204	30.213	40.834	41.157	126.2	38:01.119									
20	1	1:51.554	29.737	40.941	40.876	126.9	39:52.673									
21	1	1:50.883	29.462	40.620	40.801	127.7	41:43.556									
22	1	1:50.958	29.502	40.623	40.833	127.6	43:34.514									
23	1	1:51.112	29.518	40.621	40.973	127.4	45:25.626									
24	1	1:53.079	29.917	41.791	41.371	125.2	47:18.705									
25	1	1:51.614	29.275	41.380	40.959	126.9	49:10.319									
14		Skualo Competición					Renault Clio V Cup									
		1.Henk Van Zoest (JF)					D5									
		2.Mathieu Lannepoudenx														
1	1	2:15.507	43.649	45.585	46.273	104.5	2:15.507									
2	1	2:04.711	33.681	44.598	46.432	113.5	4:20.218									
3	1	2:06.029	33.238	46.150	46.641	112.3	6:26.247									
4	1	2:05.329	33.436	45.248	46.645	113.0	8:31.576									
5	1	2:03.104	33.495	44.661	44.948	115.0	10:34.680									
6	1	2:02.383	33.078	44.135	45.170	115.7	12:37.063									
7	1	2:01.922	32.822	44.496	44.604	116.1	14:38.985									
8	1	2:02.064	32.838	43.913	45.313	116.0	16:41.049									
9	1	2:02.370	33.330	44.490	44.550	115.7	18:43.419									
10	1	3:59.046 B	32.898	44.051	2:42.097	59.2	22:42.465									
11	1	2:10.522	40.777	44.786	44.959	108.5	24:52.987									
12	1	2:03.177	34.155	44.346	44.676	114.9	26:56.164									
13	1	2:00.285	32.899	43.160	44.226	117.7	28:56.449									
14	1	2:00.027	32.790	43.174	44.063	118.0	30:56.476									
15	1	2:01.524	32.730	44.623	44.171	116.5	32:58.000									
16	1	2:00.349	32.748	43.593	44.008	117.6	34:58.349									
17	1	2:00.350	32.945	43.379	44.026	117.6	36:58.699									
18	1	2:01.276	33.082	43.419	44.775	116.7	38:59.975									
19	1	2:00.807	33.230	43.489	44.088	117.2	41:00.782									
20	1	1:59.753	32.441	43.243	44.069	118.2	43:00.535									
21	1	1:59.408	32.483	42.962	43.963	118.6	44:59.943									
22	1	2:01.444	32.700	44.373	44.371	116.6	47:01.387									
23	1	2:00.927	32.611	43.417	44.899	117.1	49:02.314									
24	1	2:01.441	33.096	43.954	44.391	116.6	51:03.755									
12		Peña Autocross Artoixo					Renault Clio Cup III									
		1.Juan Campos					D5									
1	1	2:21.590	47.784	46.804	47.002	100.0	2:21.590									
2	1	2:03.200	33.702	44.272	45.226	114.9	4:24.790									
3	1	2:02.557	33.294	44.075	45.188	115.5	6:27.347									
4	1	2:04.800	33.339	44.767	46.694	113.5	8:32.147									
5	1	2:04.083	34.173	44.758	45.152	114.1	10:36.230									
6	1	2:03.073	33.448	43.893	45.732	115.0	12:39.303									
7	1	2:01.325	33.225	43.568	44.532	116.7	14:40.628									
8	1	2:01.845	33.276	43.721	44.848	116.2	16:42.473									
9	1	2:01.966	33.388	44.223	44.355	116.1	18:44.439									
10	1	2:02.701	32.781	44.251	45.669	115.4	20:47.140									
11	1	2:01.172	32.802	43.658	44.712	116.8	22:48.312									
12	1	3:37.399 B	33.409	45.271	2:18.719	65.1	26:25.711									
13	1	2:12.323	40.215	47.144	44.964	107.0	28:38.034									
14	1	2:01.956	33.035	44.201	44.720	116.1	30:39.990									
15	1	2:02.468	33.500	44.397	44.571	115.6	32:42.458									
16	1	2:03.291	33.305	44.272	45.714	114.8	34:45.749									
17	1	2:02.378	33.454	44.542	44.382	115.7	36:48.127									
18	1	2:01.969	33.094	44.029	44.846	116.1	38:50.096									
19	1	2:03.678	33.581	44.488	45.609	114.5	40:53.774									
20	1	2:02.167	33.334	43.919	44.914	115.9	42:55.941									
21	1	2:01.182	32.942	43.569	44.671	116.8	44:57.123									
22	1	2:02.126	33.309	43.957	44.860	115.9	46:59.249									
23	1	2:03.130	33.384	43.907	45.839	115.0	49:02.379									
24	1	2:05.536	34.078	45.991	45.467	112.8	51:07.915									
18		CD Pleamar Sport					Renault Clio Cup IV									
		1.José Luís López (JF)					D4									
		2.Alvaro Rodriguez														
1	1	2:19.965	47.125	46.614	46.226	101.2	2:19.965									
2	1	2:03.519	33.760	44.716	45.043	114.6	4:23.484									
3	1	2:02.647	32.609	44.224	45.814	115.4	6:26.131									
4	1	2:05.230	32.345	45.228	47.657	113.1	8:31.361									
5	1	2:02.588	33.399	44.358	44.831	115.5	10:33.949									
6	1	2:02.352	33.409	44.402	44.541	115.7	12:36.301									
7	1	2:01.979	32.696	44.908	44.375	116.1	14:38.280									
8	1	2:02.887	32.891	44.197	45.799	115.2	16:41.167									
9	1	2:02.658	33.644	44.624	44.390	115.4	18:43.825									
10	1	2:01.777	32.773	44.244	44.760	116.3	20:45.602									
11	1	2:01.464	32.833	43.758	44.873	116.6	22:47.066									
12	1	3:52.955 B	33.583	45.661	2:33.711	60.8	26:40.021									
13	1	2:10.879	43.587	43.412	43.880	108.2	28:50.900									
14	1	1:58.734	31.829	42.982	43.923	119.2	30:49.634									
15	1	1:59.503	32.025	43.835	43.643	118.5	32:49.137									
16	1	1:58.512	32.092	42.802	43.618	119.5	34:47.649									
17	1	1:59.044	32.144	43.152	43.748	118.9	36:46.693									
18	1	1:57.950	31.761	42.748	43.441	120.0	38:44.643									
19	1	2:00.043	31.990	43.253	44.800	117.9	40:44.686									

GT-CER
CAMPEONATO DE ESPAÑA RESISTENCIARACE READY
IBERIAN HISTORIC RACING

CER - GT

FESTIVAL DE LA VELOCIDAD

Carrera 1

Sector Analysis

— Invalidated Lap

■ Personal Best

■ Session Best

B Crossing the pit lane


Lap	D	Time	Sector 1	Sector 2	Sector 3	Kph	Elapsed	Lap	D	Time	Sector 1	Sector 2	Sector 3	Kph	Elapsed
19 Promotion Motorsport BMW M2 CS Racing. 1. Smörg D3 2. Francisco J. Macias															
1	1	2:18.413	46.165	45.614	46.634	102.3	2:18.413	1	1	2:14.016	44.250	44.385	45.381	105.7	2:14.016
2	1	2:03.381	32.750	45.288	45.343	114.8	4:21.794	2	1	1:57.016	31.552	42.608	42.856	121.0	4:11.032
3	1	2:03.066	32.075	44.236	46.755	115.1	6:24.860	3	1	1:55.673	30.898	42.258	42.517	122.4	6:06.705
4	1	2:04.538	32.127	46.273	46.138	113.7	8:29.398	4	1	1:54.996	30.359	42.234	42.403	123.1	8:01.701
5	1	1:58.907	31.666	43.144	44.097	119.1	10:28.305	5	1	1:54.430	30.186	41.990	42.254	123.7	9:56.131
6	1	1:57.967	32.102	42.417	43.448	120.0	12:26.272	6	1	1:55.735	30.016	43.324	42.395	122.3	11:51.866
7	1	1:59.574	32.042	42.965	44.567	118.4	14:25.846	7	1	1:55.610	30.320	43.026	42.264	122.5	13:47.476
8	1	1:58.760	32.591	42.744	43.425	119.2	16:24.606	8	1	1:57.078	30.267	43.559	43.252	120.9	15:44.554
9	1	1:58.990	32.469	42.525	43.996	119.0	18:23.596	9	1	1:55.802	29.785	43.371	42.646	122.3	17:40.356
10	1	1:58.524	32.514	42.467	43.543	119.5	20:22.120	10	1	1:56.275	31.265	42.588	42.422	121.8	19:36.631
11	1	3:48.278 B	31.489	43.238	2:33.551	62.0	24:10.398	11	1	4:49.141 B	31.532	44.038	3:33.571	49.0	24:25.772
12	1	2:05.173	39.238	42.707	43.228	113.1	26:15.571	12	1	2:08.231	38.976	43.347	45.908	110.4	26:34.003
13	1	1:57.772	31.978	42.870	42.924	120.2	28:13.343	13	1	1:58.808	31.542	43.922	43.344	119.2	28:32.811
14	1	2:01.445	33.189	42.768	45.488	116.6	30:14.788	14	1	1:57.630	31.209	42.946	43.475	120.4	30:30.441
15	1	1:57.123	31.315	42.826	42.982	120.9	32:11.911	15	1	1:57.463	30.790	44.071	42.602	120.5	32:27.904
16	1	1:58.924	32.104	42.938	43.882	119.1	34:10.835	16	1	1:56.772	30.977	42.135	43.660	121.3	34:24.676
17	1	1:58.434	31.178	42.730	44.526	119.6	36:09.269	17	1	1:58.420	31.552	44.243	42.625	119.6	36:23.096
18	1	1:59.356	33.030	43.219	43.107	118.6	38:08.625	18	1	1:57.551	31.242	43.127	43.182	120.4	38:20.647
19	1	1:57.295	31.343	43.239	42.713	120.7	40:05.920	19	1	1:58.260	31.686	43.050	43.524	119.7	40:18.907
20	1	1:57.969	31.204	43.726	43.039	120.0	42:03.889	20	1	1:57.505	31.097	43.335	43.073	120.5	42:16.412
21	1	1:56.015	31.252	42.145	42.618	122.0	43:59.904	21	1	2:01.352	33.533	43.967	43.852	116.7	44:17.764
22	1	1:57.886	31.303	42.306	44.277	120.1	45:57.790	22	1	2:01.348	33.434	44.799	43.115	116.7	46:19.112
23	1	1:57.412	31.934	42.685	42.793	120.6	47:55.202	23	1	1:58.618	32.050	43.067	43.501	119.4	48:17.730
24	1	2:04.966	33.615	46.999	44.352	113.3	50:00.168	24	1	1:57.679	31.564	43.247	42.868	120.3	50:15.409
25	1	2:04.930	32.457	47.777	44.696	113.3	52:05.098	25	1	2:07.415	31.561	51.418	44.436	111.1	52:22.824
20 Jr Chefo Sport Renault Clio V Cup 1. Alejandro Iribas (JR) D5															
1	1	2:19.720	45.054	46.871	47.795	101.3	2:19.720	1	2	2:15.919	43.971	46.238	45.710	104.2	2:15.919
2	1	2:03.340	33.573	44.548	45.219	114.8	4:23.060	2	2	2:03.951	33.866	45.366	44.719	114.2	4:19.870
3	1	2:03.458	33.465	44.527	45.466	114.7	6:26.518	3	2	2:03.430	32.679	44.995	45.756	114.7	6:23.300
4	1	2:04.081	33.591	44.129	46.361	114.1	8:30.599	4	2	2:04.481	32.460	46.500	45.521	113.7	8:27.781
5	1	2:02.827	33.672	44.237	44.918	115.3	10:33.426	5	2	1:58.244	31.613	43.514	43.117	119.7	10:26.025
6	1	2:01.900	33.584	43.939	44.377	116.2	12:35.326	6	2	1:58.194	32.104	42.895	43.195	119.8	12:24.219
7	1	2:01.692	33.151	44.103	44.438	116.3	14:37.018	7	2	1:57.683	32.196	42.268	43.219	120.3	14:21.902
8	1	2:02.252	33.680	44.189	44.383	115.8	16:39.270	8	2	1:56.245	31.441	42.359	42.445	121.8	16:18.147
9	1	2:02.700	33.208	44.719	44.773	115.4	18:41.970	9	2	1:55.645	31.567	41.978	42.100	122.4	18:13.792
10	1	2:01.571	33.269	43.900	44.402	116.5	20:43.541	10	2	1:57.978	32.101	42.990	42.887	120.0	20:11.770
11	1	2:02.005	33.641	43.907	44.457	116.1	22:45.546	11	2	1:56.151	31.083	42.557	42.511	121.9	22:07.921
12	1	2:02.941	33.342	45.273	44.326	115.2	24:48.487	12	2	3:49.814 B	31.594	41.847	2:36.373	61.6	25:57.735
13	1	3:51.331 B	33.564	44.028	2:33.739	61.2	28:39.818	13	2	2:08.760	40.359	44.248	44.153	110.0	28:06.495
14	1	2:07.982	38.964	43.901	45.117	110.6	30:47.800	14	2	1:59.872	32.212	43.640	44.020	118.1	30:06.367
15	1	2:02.584	33.402	44.753	44.429	115.5	32:50.384	15	2	2:02.945	34.889	43.818	44.238	115.2	32:09.312
16	1	2:01.266	33.004	43.931	44.331	116.8	34:51.650	16	2	1:57.099	31.452	42.839	42.808	120.9	34:06.411
17	1	2:01.526	33.193	43.733	44.600	116.5	36:53.176	17	2	1:57.199	31.503	42.049	43.647	120.8	36:03.610
18	1	2:01.935	33.358	43.916	44.661	116.1	38:55.111	18	2	1:58.930	31.176	43.811	43.943	119.1	38:02.540
19	1	2:01.487	32.970	44.096	44.421	116.5	40:56.598	19	2	1:59.119	31.782	44.264	43.073	118.9	40:01.659
20	1	2:01.306	33.091	43.841	44.374	116.7	42:57.904	20	2	1:58.270	31.984	42.993	43.293	119.7	41:59.929
21	1	2:01.407	32.911	43.582	44.914	116.6	44:59.311	21	2	1:57.062	31.783	42.793	42.486	121.0	43:56.991
22	1	2:02.865	33.086	44.873	44.906	115.2	47:02.176	22	2	1:55.577	31.154	41.980	42.443	122.5	45:52.568
23	1	2:01.671	32.851	43.858	44.962	116.4	49:03.847	23	2	1:59.110	31.926	43.615	43.569	118.9	47:51.678
24	1	2:02.414	33.130	44.979	44.305	115.7	51:06.261	24	2	1:57.388	31.223	42.115	44.050	120.6	49:49.066



GT-CER
CAMPEONATO DE ESPAÑA RESISTENCIA



RACE READY
IBERIAN HISTORIC RACING



CER - GT

FESTIVAL DE LA VELOCIDAD

Carrera 1


Sector Analysis

— Invalidated Lap ■ Personal Best ■ Session Best B Crossing the pit lane

Lap	D	Time	Sector 1	Sector 2	Sector 3	Kph	Elapsed	Lap	D	Time	Sector 1	Sector 2	Sector 3	Kph	Elapsed
25	2	2:02.556	33.401	45.294	43.861	115.5	51:51.622	13	1	2:03.480	32.390	45.328	45.762	114.7	29:46.978
<div style="border: 1px solid black; padding: 5px;"> 26 Pcr Sport CUPRA TCR D1 1.Vicente Dasi (JF) 2.Josep Parera (JF) </div>								14	1	2:06.620	35.257	45.433	45.930	111.8	31:53.598
1	1	2:17.149	45.781	45.604	45.764	103.2	2:17.149	15	1	2:07.116	35.314	46.091	45.711	111.4	34:00.714
2	1	2:02.757	33.392	45.400	43.965	115.3	4:19.906	16	1	2:06.241	33.874	45.512	46.855	112.2	36:06.955
3	1	1:57.118	31.639	42.632	42.847	120.9	6:17.024	17	1	2:06.214	32.814	47.508	45.892	112.2	38:13.169
4	1	1:55.442	31.478	42.180	41.784	122.6	8:12.466	18	1	2:08.740	32.812	46.790	49.138	110.0	40:21.909
5	1	1:54.473	31.061	42.096	41.316	123.7	10:06.939	19	1	2:03.119	32.907	44.466	45.746	115.0	42:25.028
6	1	1:53.371	30.868	41.303	41.200	124.9	12:00.310	20	1	3:11.495 B	36.399	46.696	1:48.400	73.9	45:36.523
7	1	1:53.060	30.739	40.987	41.334	125.2	13:53.370	21	1	2:15.109	38.587	47.142	49.380	104.8	47:51.632
8	1	1:52.366	30.426	40.791	41.149	126.0	15:45.736	22	1	2:10.409	34.583	48.168	47.658	108.6	50:02.041
9	1	1:51.741	29.987	40.948	40.806	126.7	17:37.477	23	1	2:06.618	31.908	47.963	46.747	111.8	52:08.659
10	1	1:53.587	30.444	41.688	41.455	124.7	19:31.064	<div style="border: 1px solid black; padding: 5px;"> 81 Promotion Motorsport BMW M2 CS Racing D1 1.José M. De Los Milagros 2.Nerea Marti (DA/JR) </div>							
11	1	1:53.860	30.082	41.355	42.423	124.4	21:24.924	1	1	2:01.040	38.726	40.990	41.324	117.0	2:01.040
12	1	3:09.438 B	31.450	41.615	1:56.373	74.7	24:34.362	2	1	1:50.356	29.155	40.352	40.849	128.3	3:51.396
13	1	2:02.191	37.995	43.029	41.167	115.9	26:36.553	3	1	1:50.385	28.836	40.575	40.974	128.3	5:41.781
14	1	1:57.147	31.059	42.694	43.394	120.9	28:33.700	4	1	1:50.323	29.404	40.065	40.854	128.3	7:32.104
15	1	1:57.569	31.345	43.067	43.157	120.4	30:31.269	5	1	1:51.685	29.529	41.071	41.085	126.8	9:23.789
16	1	1:53.215	30.685	41.474	41.056	125.1	32:24.484	6	1	1:51.179	29.267	40.733	41.179	127.4	11:14.968
17	1	1:52.246	30.606	40.888	40.752	126.1	34:16.730	7	1	1:50.280	29.041	40.216	41.023	128.4	13:05.248
18	1	1:52.592	30.687	40.695	41.210	125.8	36:09.322	8	1	1:50.961	29.054	40.844	41.063	127.6	14:56.209
19	1	1:54.875	30.724	41.077	43.074	123.3	38:04.197	9	1	1:51.661	29.030	41.595	41.036	126.8	16:47.870
20	1	1:52.562	30.535	41.216	40.811	125.8	39:56.759	10	1	1:52.383	29.381	41.100	41.902	126.0	18:40.253
21	1	1:51.737	30.111	40.539	41.087	126.7	41:48.496	11	1	1:51.016	29.213	40.530	41.273	127.5	20:31.269
22	1	1:51.961	30.374	40.642	40.945	126.5	43:40.457	12	1	1:50.617	29.223	40.295	41.099	128.0	22:21.886
23	1	1:53.441	30.716	40.414	42.311	124.8	45:33.898	13	1	1:52.394	29.604	40.853	41.937	126.0	24:14.280
24	1	1:52.889	30.714	41.039	41.136	125.4	47:26.787	14	1	4:03.196 B	29.553	41.014	2:52.629	58.2	28:17.476
25	1	1:54.224	30.573	40.998	42.653	124.0	49:21.011	15	1	2:02.437	38.700	42.116	41.621	115.6	30:19.913
26	1	1:54.462	30.328	42.547	41.587	123.7	51:15.473	16	1	1:53.293	29.751	41.072	42.470	125.0	32:13.206
<div style="border: 1px solid black; padding: 5px;"> 30 FRC Competición Ford Fiesta 1.6 D4 1.Vicente G.I Vallés (JF) </div>								17	1	1:53.232	30.376	41.105	41.751	125.0	34:06.438
1	1	2:18.231	46.667	46.033	45.531	102.4	2:18.231	18	1	1:52.097	29.507	41.316	41.274	126.3	35:58.535
2	1	2:03.844	32.683	46.062	45.099	114.3	4:22.075	19	1	1:50.925	29.394	40.723	40.808	127.6	37:49.460
3	1	2:03.384	32.311	44.537	46.536	114.8	6:25.459	20	1	1:51.204	29.536	40.635	41.033	127.3	39:40.664
4	1	2:02.225	31.979	45.388	44.858	115.8	8:27.684	21	1	1:51.701	29.552	40.897	41.252	126.8	41:32.365
5	1	2:00.029	32.135	43.924	43.970	118.0	10:27.713	22	1	1:51.876	29.785	40.750	41.341	126.6	43:24.241
<div style="border: 1px solid black; padding: 5px;"> 50 RACE BMW M240i Racing D3 1.Borja Hormigos 2.Hector Hernández </div>								23	1	1:51.325	29.635	40.628	41.062	127.2	45:15.566
1	1	2:13.890	42.680	45.206	46.004	105.7	2:13.890	24	1	1:53.807	30.814	41.343	41.650	124.4	47:09.373
2	1	2:05.441	33.105	45.324	47.012	112.9	4:19.331	25	1	1:54.527	30.222	42.628	41.677	123.6	49:03.900
3	1	2:03.343	31.661	45.698	45.984	114.8	6:22.674	26	1	1:57.054	32.248	42.594	42.212	121.0	51:00.954
4	1	2:08.459	32.363	46.658	49.438	110.2	8:31.133	<div style="border: 1px solid black; padding: 5px;"> 82 FRC Competición Audi TT D5 1.José M. Sanchez (JR) 2.Daniel Sanchez (JR) </div>							
5	1	2:06.400	34.520	46.563	45.317	112.0	10:37.533	1	1	2:27.164	48.389	51.281	47.494	96.2	2:27.164
6	1	2:04.323	34.122	45.732	44.469	113.9	12:41.856	2	1	2:32.549	34.344	1:10.321	47.884	92.8	4:59.713
7	1	2:04.303	33.437	44.709	46.157	113.9	14:46.159	3	1	2:08.951	34.679	47.285	46.987	109.8	7:08.664
8	1	2:06.689	34.659	45.186	46.844	111.8	16:52.848	4	1	2:09.066	34.517	47.155	47.394	109.7	9:17.730
9	1	2:14.643	35.971	50.947	47.725	105.2	19:07.491	5	1	2:09.210	34.238	48.144	46.828	109.6	11:26.940
10	1	2:13.383	37.326	48.875	47.182	106.2	21:20.874	6	1	2:08.086	35.026	46.659	46.401	110.5	13:35.026
11	1	4:10.958 B	35.154	47.419	2:48.385	56.4	25:31.832	7	1	2:09.987	34.629	46.973	48.385	108.9	15:45.013
12	1	2:11.666	39.304	46.432	45.930	107.5	27:43.498	8	1	2:12.246	35.070	46.697	50.479	107.1	17:57.259
								9	1	2:08.428	34.916	46.814	46.698	110.2	20:05.687
								10	1	2:10.328	34.444	48.309	47.575	108.6	22:16.015
								11	1	2:08.001	35.043	46.413	46.545	110.6	24:24.016
								12	1	3:22.916 B	34.537	45.991	2:02.388	69.8	27:46.932

GT-CER
CAMPEONATO DE ESPAÑA RESISTENCIARACE READY
IBERIAN HISTORIC RACING

CIRCUITO DE NAVARRA



CER - GT

FESTIVAL DE LA VELOCIDAD

Carrera 1

Sector Analysis

— Invalidated Lap ■ Personal Best ■ Session Best B Crossing the pit lane

Lap	D	Time	Sector 1	Sector 2	Sector 3	Kph	Elapsed	Lap	D	Time	Sector 1	Sector 2	Sector 3	Kph	Elapsed													
13	1	2:17.663	39.795	48.416	49.452	102.9	30:04.595	21	2	1:48.623	28.622	40.555	39.446	130.3	38:51.372													
14	1	2:15.302	38.086	47.394	49.822	104.6	32:19.897	22	2	1:48.948	29.096	40.395	39.457	130.0	40:40.320													
103 Pcr Sport Ligier JS2 R 1.Guillermo Aso GPR 2.Francesc Gutiérrez								23								2	1:49.425	30.253	39.872	39.300	129.4	42:29.745						
1								2:01.376	38.181	42.118	41.077	116.7	2:01.376	24								2	1:48.568	29.214	39.809	39.545	130.4	44:18.313
2								1:50.271	29.361	40.191	40.719	128.4	3:51.647	25								2	1:50.133	30.181	40.408	39.544	128.6	46:08.446
3								1:51.070	29.124	40.804	41.142	127.5	5:42.717	26								2	1:47.955	28.739	40.097	39.119	131.2	47:56.401
4								1:50.239	29.082	40.759	40.398	128.4	7:32.956	27								2	1:50.220	29.427	40.015	40.778	128.5	49:46.621
5								1:49.641	28.997	40.110	40.534	129.1	9:22.597	28								2	1:49.261	29.082	40.909	39.270	129.6	51:35.882
6								1:49.997	29.528	40.173	40.296	128.7	11:12.594	112 Philippe Gruau Vortex V8 1.Philippe Gruau (JF) GPX 2.Solenn Amrouche (DA)														
7								1:48.924	29.315	39.817	39.792	130.0	13:01.518	1								1:59.660	37.865	41.222	40.573	118.3	1:59.660	
8								1:54.886	28.864	39.367	46.655	123.2	14:56.404	2								1:50.371	29.706	40.576	40.089	128.3	3:50.031	
9								1:49.918	29.183	40.187	40.548	128.8	16:46.322	3								1:51.738	29.564	41.489	40.685	126.7	5:41.769	
10								1:49.707	29.084	40.556	40.067	129.1	18:36.029	4								1:51.971	29.691	41.695	40.585	126.5	7:33.740	
11								1:49.677	29.519	40.121	40.037	129.1	20:25.706	5								1:49.733	29.312	40.142	40.279	129.0	9:23.473	
12								1:49.071	28.917	39.906	40.248	129.8	22:14.777	6								1:49.161	29.156	40.427	39.578	129.7	11:12.634	
13								3:38.303B	29.343	39.761	2:29.199	64.9	25:53.080	7								1:47.639	28.842	39.139	39.658	131.5	13:00.273	
14								1:54.901	34.736	39.894	40.271	123.2	27:47.981	8								1:47.270	28.646	39.387	39.237	132.0	14:47.543	
15								1:49.402	29.231	39.979	40.192	129.4	29:37.383	9								1:50.217	29.224	39.650	41.343	128.5	16:37.760	
16								1:48.187	28.895	39.521	39.771	130.9	31:25.570	10								1:47.193	28.918	38.965	39.310	132.1	18:24.953	
17								1:47.978	28.807	39.415	39.756	131.1	33:13.548	11								1:46.770	28.648	39.015	39.107	132.6	20:11.723	
18								1:48.257	29.015	39.478	39.764	130.8	35:01.805	12								1:47.823	28.741	39.862	39.220	131.3	21:59.546	
19								1:48.522	29.168	39.353	40.001	130.5	36:50.327	13								3:24.843B	28.782	39.377	2:16.684	69.1	25:24.389	
20								1:49.657	29.596	39.918	40.143	129.1	38:39.984	14								1:55.750	34.464	40.736	40.550	122.3	27:20.139	
21								1:48.708	28.959	39.606	40.143	130.2	40:28.692	15								1:51.315	30.071	41.079	40.165	127.2	29:11.454	
22								1:48.536	28.945	39.646	39.945	130.5	42:17.228	16								1:49.357	29.602	39.697	40.058	129.5	31:00.811	
23								1:48.659	29.182	39.240	40.237	130.3	44:05.887	17								1:49.403	29.366	40.225	39.812	129.4	32:50.214	
24								1:48.808	28.846	39.755	40.207	130.1	45:54.695	18								1:50.453	29.067	41.273	40.113	128.2	34:40.667	
25								1:49.624	29.130	39.875	40.619	129.2	47:44.319	19								1:49.160	29.328	39.887	39.945	129.7	36:29.827	
26								1:48.627	28.806	39.835	39.986	130.3	49:32.946	20								1:49.149	29.024	39.534	40.591	129.7	38:18.976	
27								1:52.234	29.682	42.245	40.307	126.2	51:25.180	21								1:51.655	29.983	40.939	40.733	126.8	40:10.631	
111 Club Deportivo DAGO Porsche 991 Cup GEN 2 1.Pablo Yeregui PC 2.Daniel Carretero								22								1:49.262	29.215	39.841	40.206	129.6	41:59.893							
1								1:51.468	34.154	39.171	38.143	127.0	1:51.468	23								1:49.180	29.545	39.629	40.006	129.7	43:49.073	
2								1:42.953	27.417	37.824	37.712	137.5	3:34.421	24								1:49.254	29.096	39.834	40.324	129.6	45:38.327	
3								1:42.971	27.259	37.923	37.789	137.5	5:17.392	25								1:50.701	29.999	40.450	40.252	127.9	47:29.028	
4								1:43.348	27.229	37.866	38.253	137.0	7:00.740	26								1:50.439	29.604	40.381	40.454	128.2	49:19.467	
5								1:43.164	27.071	38.073	38.020	137.2	8:43.904	27								1:52.828	29.321	42.981	40.526	125.5	51:12.295	
6								1:44.016	27.061	38.557	38.398	136.1	10:27.920	114 Escudería Faraón Porsche 991 Cup GEN 1 1.Álvaro Fontes PC 2.Mirco Van Nostrum														
7								1:44.746	28.740	37.923	38.083	135.2	12:12.666	1								1:54.921	34.991	40.150	39.780	123.2	1:54.921	
8								1:43.196	27.104	38.079	38.013	137.2	13:55.862	2								1:47.452	28.718	39.646	39.088	131.8	3:42.373	
9								1:44.160	27.466	38.475	38.219	135.9	15:40.022	3								1:46.092	27.984	39.185	38.923	133.5	5:28.465	
10								1:43.223	27.141	37.966	38.116	137.2	17:23.245	4								1:45.591	27.844	38.840	38.907	134.1	7:14.056	
11								1:43.573	27.371	38.076	38.126	136.7	19:06.818	5								1:46.160	28.174	39.165	38.821	133.4	9:00.216	
12								1:44.280	27.304	38.634	38.342	135.8	20:51.098	6								1:45.777	27.963	39.036	38.778	133.9	10:45.993	
13								1:45.551	28.055	39.294	38.202	134.1	22:36.649	7								1:47.852	27.883	39.656	40.313	131.3	12:33.845	
14								1:43.873	27.381	38.107	38.385	136.3	24:20.522	8								1:46.743	27.833	39.274	39.636	132.6	14:20.588	
15								1:45.091	28.162	38.504	38.425	134.7	26:05.613	9								1:45.771	27.833	39.154	38.784	133.9	16:06.359	
16								3:38.705B	28.575	38.619	2:31.511	64.7	29:44.318	10								1:47.010	27.945	38.989	40.076	132.3	17:53.369	
17								1:54.688	35.669	39.661	39.358	123.5	31:39.006	11								1:47.180	28.681	39.378	39.121	132.1	19:40.549	
18								1:47.389	28.723	39.656	39.010	131.8	33:26.395	12								1:46.441	28.095	39.343	39.003	133.0	21:26.990	
19								1:48.605	29.454	39.818	39.333	130.4	35:15.000	13								1:47.301	28.570	39.502	39.229	132.0	23:14.291	
20								1:47.749	28.710	39.906	39.133	131.4	37:02.749	14								1:46.117	27.996	39.283	38.838	133.4	25:00.408	

GT-CER
CAMPEONATO DE ESPAÑA RESISTENCIARACE READY
IBERIAN HISTORIC RACING

CER - GT

FESTIVAL DE LA VELOCIDAD

Carrera 1

Sector Analysis

— Invalidated Lap
 ■ Personal Best
 ■ Session Best
 ■ Crossing the pit lane

Lap	D	Time	Sector 1	Sector 2	Sector 3	Kph	Elapsed	Lap	D	Time	Sector 1	Sector 2	Sector 3	Kph	Elapsed
15	1	3:07.482 B	27.904	39.774	1:59.804	75.5	28:07.890	8	1	1:44.160	27.362	38.787	38.011	135.9	14:27.315
16	1	1:56.424	36.638	39.777	40.009	121.6	30:04.314	9	1	1:43.882	27.502	38.631	37.749	136.3	16:11.197
17	1	1:47.721	28.439	39.206	40.076	131.4	31:52.035	10	1	1:43.304	27.250	37.675	38.379	137.1	17:54.501
18	1	1:47.245	28.368	39.615	39.262	132.0	33:39.280	11	1	1:44.316	27.747	38.238	38.331	135.7	19:38.817
19	1	1:48.483	28.541	40.474	39.468	130.5	35:27.763	12	1	1:44.913	27.916	38.276	38.721	135.0	21:23.730
20	1	1:47.130	28.388	39.323	39.419	132.2	37:14.893	13	1	1:43.581	27.376	37.962	38.243	136.7	23:07.311
21	1	1:47.298	28.457	39.239	39.602	132.0	39:02.191	14	1	1:44.286	27.559	38.333	38.394	135.8	24:51.597
22	1	1:49.287	28.919	40.367	40.001	129.6	40:51.478	15	1	1:44.742	27.732	38.707	38.303	135.2	26:36.339
23	1	1:48.969	29.517	39.677	39.775	129.9	42:40.447	16	1	1:46.995	28.615	39.488	38.892	132.3	28:23.334
24	1	1:46.794	28.180	39.268	39.346	132.6	44:27.241	17	1	2:59.961 B	28.176	39.048	1:52.737	78.7	31:23.295
25	1	1:47.453	28.275	39.397	39.781	131.8	46:14.694	18	1	2:01.843	38.577	42.711	40.555	116.2	33:25.138
26	1	1:48.150	28.477	39.586	40.087	130.9	48:02.844	19	1	1:52.589	30.999	41.306	40.284	125.8	35:17.727
27	1	1:48.092	28.224	40.508	39.360	131.0	49:50.936	20	1	1:50.829	30.065	40.988	39.776	127.8	37:08.556
28	1	1:47.696	28.271	40.056	39.369	131.5	51:38.632	21	1	1:51.095	29.476	40.909	40.710	127.4	38:59.651

115 Escudería Faraón Porsche 992 Cup PC
 1.Pablo Bras
 2.Fernando Gonzalez

1	1	1:56.912	36.771	40.309	39.832	121.1	1:56.912
2	1	1:48.006	28.597	39.973	39.436	131.1	3:44.918
3	1	1:47.557	28.670	39.500	39.387	131.6	5:32.475
4	1	1:45.829	28.205	38.786	38.838	133.8	7:18.304
5	1	1:45.530	27.659	39.162	38.709	134.2	9:03.834
6	1	1:45.052	27.832	38.498	38.722	134.8	10:48.886
7	1	1:46.550	27.757	38.790	40.003	132.9	12:35.436
8	1	1:45.952	27.763	38.981	39.208	133.6	14:21.388
9	1	1:45.618	27.742	39.184	38.692	134.1	16:07.006
10	1	1:46.560	27.811	39.045	39.704	132.9	17:53.566
11	1	1:45.014	27.662	38.252	39.100	134.8	19:38.580
12	1	1:45.193	27.701	38.473	39.019	134.6	21:23.773
13	1	1:45.682	28.180	38.934	38.568	134.0	23:09.455
14	1	1:45.223	27.944	38.780	38.499	134.6	24:54.678
15	1	1:47.722	28.064	40.545	39.113	131.4	26:42.400
16	1	3:12.152 B	28.477	40.811	2:02.864	73.7	29:54.552
17	1	1:56.372	36.192	39.613	40.567	121.7	31:50.924
18	1	1:47.444	28.157	39.418	39.869	131.8	33:38.368
19	1	1:50.338	28.905	41.564	39.869	128.3	35:28.706
20	1	1:48.404	29.043	39.818	39.543	130.6	37:17.110
21	1	1:48.077	28.514	40.053	39.510	131.0	39:05.187
22	1	1:49.901	29.776	39.846	40.279	128.8	40:55.088
23	1	1:48.546	29.147	40.095	39.304	130.4	42:43.634
24	1	1:48.316	29.419	39.469	39.428	130.7	44:31.950
25	1	1:47.425	28.769	39.433	39.223	131.8	46:19.375
26	1	1:47.210	29.006	39.064	39.140	132.1	48:06.585
27	1	1:47.145	28.289	39.540	39.316	132.1	49:53.730
28	1	2:04.493	29.024	40.802	54.667	113.7	51:58.223


125 E2P Esc. Española Pilotos Porsche 911 Cup GEN 2 PC
 1.Antonio Sainero (JR)
 2.Ana Sainero (DA/JR)

1	1	2:15.642	50.808	42.368	42.466	104.4	2:15.642
2	1	1:48.130	29.387	39.233	39.510	130.9	4:03.772
3	1	1:45.028	28.007	38.539	38.482	134.8	5:48.800
4	1	1:44.460	27.285	38.142	39.033	135.5	7:33.260
5	1	1:43.733	27.693	38.171	37.869	136.5	9:16.993
6	1	1:43.256	26.973	38.341	37.942	137.1	11:00.249
7	1	1:42.906	27.209	37.783	37.914	137.6	12:43.155

126 Veloso Motorsport Porsche 991 Cup GEN 2 PC
 1.Francisco Mora (JR)
 2.Francisco Abreu (JR)

1	2	1:50.416	33.965	38.129	38.322	128.2	1:50.416
2	2	1:42.834	27.206	37.573	38.055	137.7	3:33.250
3	2	1:42.438	27.127	37.447	37.864	138.2	5:15.688
4	2	1:42.866	27.110	37.819	37.937	137.6	6:58.554
5	2	1:43.106	27.201	37.816	38.089	137.3	8:41.660
6	2	1:44.573	27.167	38.762	38.644	135.4	10:26.233
7	2	1:42.890	27.143	37.806	37.941	137.6	12:09.123
8	2	1:43.318	27.074	37.738	38.506	137.0	13:52.441
9	2	1:43.818	27.266	38.221	38.331	136.4	15:36.259
10	2	1:43.059	27.055	37.893	38.111	137.4	17:19.318
11	2	1:43.559	27.150	37.997	38.412	136.7	19:02.877
12	2	1:43.061	27.111	37.783	38.167	137.4	20:45.938
13	2	1:43.474	27.656	37.675	38.143	136.8	22:29.412
14	2	1:43.755	27.079	38.027	38.649	136.5	24:13.167
15	2	3:32.309 B	27.239	38.085	2:26.985	66.7	27:45.476
16	2	1:51.640	33.899	38.869	38.872	126.8	29:37.116
17	2	1:44.818	27.808	38.419	38.591	135.1	31:21.934
18	2	1:44.125	27.631	38.120	38.374	136.0	33:06.059
19	2	1:45.171	27.649	38.830	38.692	134.6	34:51.230
20	2	1:46.329	28.267	39.287	38.775	133.2	36:37.559
21	2	1:46.717	28.359	39.455	38.903	132.7	38:24.276
22	2	1:45.684	27.618	38.909	39.157	134.0	40:09.960
23	2	1:45.200	27.798	38.632	38.770	134.6	41:55.160
24	2	1:44.970	28.079	38.500	38.391	134.9	43:40.130
25	2	1:45.785	28.117	38.964	38.704	133.8	45:25.915
26	2	1:46.515	28.759	39.136	38.620	132.9	47:12.430
27	2	1:48.305	27.809	40.146	40.350	130.7	49:00.735
28	2	1:46.245	27.779	38.819	39.647	133.3	50:46.980

133 Ricardo Filipe Costa Porsche 991 Cup GEN 2 PC
 1.Ricardo Filipe

GT-CER
CAMPEONATO DE ESPAÑA RESISTENCIARACE READY
IBERIAN HISTORIC RACING

CER - GT

FESTIVAL DE LA VELOCIDAD

Carrera 1

Sector Analysis

_ Invalidated Lap
 ■ Personal Best
 ■ Session Best
 ■ Crossing the pit lane

Lap	D	Time	Sector 1	Sector 2	Sector 3	Kph	Elapsed	Lap	D	Time	Sector 1	Sector 2	Sector 3	Kph	Elapsed
1	1	1:58.530	37.300	41.111	40.119	119.5	1:58.530								
2	1	1:48.831	28.785	40.250	39.796	130.1	3:47.361								
3	1	1:49.634	29.484	39.830	40.320	129.1	5:36.995								
4	1	1:48.548	28.709	39.470	40.369	130.4	7:25.543								
5	1	1:48.808	28.778	39.838	40.192	130.1	9:14.351								
6	1	1:48.117	28.524	40.320	39.273	131.0	11:02.468								
7	1	1:48.166	28.752	39.507	39.907	130.9	12:50.634								
8	1	1:48.791	28.875	39.683	40.233	130.1	14:39.425								
9	1	1:48.371	28.626	40.131	39.614	130.7	16:27.796								
10	1	1:47.775	28.781	39.545	39.449	131.4	18:15.571								
11	1	1:48.682	29.211	39.810	39.661	130.3	20:04.253								
12	1	1:47.757	28.621	39.711	39.425	131.4	21:52.010								
13	1	1:47.757	28.573	39.848	39.336	131.4	23:39.767								
14	1	1:47.456	28.416	39.764	39.276	131.8	25:27.223								
15	1	3:07.136 B	28.901	40.245	1:57.990	75.7	28:34.359								
16	1	2:11.235	34.206	39.938	57.091	107.9	30:45.594								
17	1	1:48.775	29.318	39.922	39.535	130.2	32:34.369								
18	1	1:48.601	28.922	39.779	39.900	130.4	34:22.970								
19	1	1:47.069	28.354	39.358	39.357	132.2	36:10.039								
20	1	1:52.899	30.319	41.167	41.413	125.4	38:02.938								
21	1	2:11.023	28.527	1:02.016	40.480	108.1	40:13.961								
22	1	2:00.260 B	28.837	40.610	50.813	117.7	42:14.221								
23	1	1:53.783	33.990	40.293	39.500	124.4	44:08.004								
24	1	1:48.090	28.276	39.713	40.101	131.0	45:56.094								
25	1	1:48.831	28.848	39.898	40.085	130.1	47:44.925								
26	1	1:48.626	28.885	39.668	40.073	130.3	49:33.551								
27	1	1:51.626	29.720	42.123	39.783	126.8	51:25.177								

164		Pierre Arrauu		Audi R8 GT4			
		1.Pierre Arrauu (JF)		GPR			
1	1	2:07.035	41.005	43.056	42.974	111.5	2:07.035
2	1	1:55.130	31.715	42.152	41.263	123.0	4:02.165
3	1	1:53.326	30.336	41.185	41.805	124.9	5:55.491
4	1	1:52.236	29.669	41.171	41.396	126.2	7:47.727
5	1	1:50.974	29.461	40.756	40.757	127.6	9:38.701
6	1	1:51.474	29.552	40.958	40.964	127.0	11:30.175
7	1	1:51.983	30.439	40.822	40.722	126.4	13:22.158
8	1	1:50.462	29.465	40.279	40.718	128.2	15:12.620
9	1	1:51.147	29.547	40.706	40.894	127.4	17:03.767
10	1	1:50.643	29.303	40.505	40.835	128.0	18:54.410
11	1	1:51.623	29.492	40.331	41.800	126.8	20:46.033
12	1	1:55.613	30.838	42.546	42.229	122.5	22:41.646
13	1	3:15.185 B	29.489	40.782	2:04.914	72.5	25:56.831
14	1	2:30.542	53.547	53.299	43.696	94.1	28:27.373
15	1	1:54.621	30.893	42.539	41.189	123.5	30:21.994
16	1	1:54.364	29.684	42.205	42.475	123.8	32:16.358
17	1	1:53.846	29.584	41.620	42.642	124.4	34:10.204
18	1	1:53.220	30.057	41.102	42.061	125.1	36:03.424
19	1	1:51.874	29.394	41.434	41.046	126.6	37:55.298
20	1	1:51.781	29.819	40.674	41.288	126.7	39:47.079
21	1	1:51.344	29.578	40.494	41.272	127.2	41:38.423
22	1	1:52.827	29.751	41.594	41.482	125.5	43:31.250
23	1	1:53.065	29.696	41.352	42.017	125.2	45:24.315
24	1	1:53.711	30.759	41.653	41.299	124.5	47:18.026
25	1	1:51.268	29.287	41.232	40.749	127.2	49:09.294

717		Cor Euser		Mac Car			
		1.Cor Euser (JF)		GPX			
1	1	1:55.020	35.720	39.986	39.314	123.1	1:55.020
2	1	1:45.710	28.030	39.282	38.398	133.9	3:40.730
3	1	1:45.097	27.875	38.850	38.372	134.7	5:25.827
4	1	1:44.433	27.676	38.484	38.273	135.6	7:10.260
5	1	1:45.913	28.566	38.917	38.430	133.7	8:56.173
6	1	1:44.921	27.700	38.714	38.507	134.9	10:41.094
7	1	1:45.805	28.031	39.478	38.296	133.8	12:26.899
8	1	1:45.145	28.223	38.611	38.311	134.7	14:12.044
9	1	1:44.060	27.551	38.347	38.162	136.1	15:56.104
10	1	1:44.610	27.597	38.607	38.406	135.3	17:40.714
11	1	1:44.650	27.635	38.779	38.236	135.3	19:25.364
12	1	1:44.969	27.809	38.759	38.401	134.9	21:10.333
13	1	1:44.433	27.718	38.552	38.163	135.6	22:54.766
14	1	1:46.276	28.032	39.872	38.372	133.2	24:41.042
15	1	3:35.711 B	29.257	38.513	2:27.941	65.6	28:16.753
16	1	1:52.898	34.586	38.990	39.322	125.4	30:09.651
17	1	1:46.047	28.885	38.343	38.819	133.5	31:55.698
18	1	1:45.137	28.233	38.281	38.623	134.7	33:40.835
19	1	1:45.006	27.672	39.054	38.280	134.8	35:25.841
20	1	1:44.536	27.911	38.223	38.402	135.4	37:10.377
21	1	1:45.442	27.954	38.564	38.924	134.3	38:55.819
22	1	1:45.077	27.587	38.235	39.255	134.7	40:40.896
23	1	1:47.200	29.461	39.157	38.582	132.1	42:28.096
24	1	1:46.707	28.680	39.131	38.896	132.7	44:14.803
25	1	1:46.333	28.159	38.967	39.207	133.2	46:01.136
26	1	1:47.034	27.975	39.661	39.398	132.3	47:48.170
27	1	1:45.501	27.721	38.710	39.070	134.2	49:33.671
28	1	1:48.999	28.985	40.734	39.280	129.9	51:22.670