


GT-CER
CAMPEONATO DE ESPAÑA RESISTENCIARACE READY
IBERIAN HISTORIC RACING

CER - GT FESTIVAL DE LA VELOCIDAD Carrera 2

Sector Analysis


— Invalidated Lap

■ Personal Best

■ Session Best

B Crossing the pit lane

Lap	D	Time	Sector 1	Sector 2	Sector 3	Kph	Elapsed	Lap	D	Time	Sector 1	Sector 2	Sector 3	Kph	Elapsed		
20	Jr Chefo Sport 1.Alejandro Iribas (JR)							Renault Clio V Cup D5	26	1	1:54.918	30.211	42.147	42.560	123.2	52:27.630	
	1	1	2:15.827	42.626	46.686	46.515	104.2	2:15.827	25	Jr Chefo Sport 1.Oscar Plazio 2.Carlos Plazio							Peugeot 308 Cup D2
	2	1	2:04.893	34.125	45.177	45.591	113.4	4:20.720		1	2	2:07.731	39.243	44.501	43.987	110.8	2:07.731
	3	1	2:04.123	34.099	44.727	45.297	114.1	6:24.843		2	2	2:01.899	34.419	43.656	43.824	116.2	4:09.630
	4	1	2:04.017	33.999	44.790	45.228	114.2	8:28.860		3	2	1:59.594	32.913	43.308	43.373	118.4	6:09.224
	5	1	2:03.912	33.775	44.611	45.526	114.3	10:32.772		4	2	1:58.311	32.258	43.032	43.021	119.7	8:07.535
	6	1	2:03.899	33.573	45.290	45.036	114.3	12:36.671		5	2	1:58.564	32.313	43.144	43.107	119.4	10:06.099
	7	1	2:03.663	33.594	44.513	45.556	114.5	14:40.334		6	2	1:57.764	32.198	42.756	42.810	120.2	12:03.863
	8	1	2:03.778	33.646	44.809	45.323	114.4	16:44.112		7	2	2:00.663	32.070	44.717	43.876	117.3	14:04.526
	9	1	2:04.380	33.374	45.351	45.655	113.8	18:48.492		8	2	1:57.083	31.894	42.434	42.755	120.9	16:01.609
	10	1	2:03.530	33.360	44.828	45.342	114.6	20:52.022		9	2	1:56.988	31.523	42.412	43.053	121.0	17:58.597
	11	1	2:03.879	33.541	44.561	45.777	114.3	22:55.901		10	2	1:57.236	31.771	42.945	42.520	120.8	19:55.833
	12	1	2:03.377	33.320	44.401	45.656	114.8	24:59.278		11	2	3:40.158 B	31.951	44.601	2:23.606	64.3	23:35.991
	13	1	3:50.524 B	33.671	45.475	2:31.378	61.4	28:49.802		12	1	2:10.338	38.995	46.057	45.286	108.6	25:46.329
	14	1	2:08.707	39.110	44.613	44.984	110.0	30:58.509		13	1	2:02.808	33.494	45.124	44.190	115.3	27:49.137
	15	1	2:03.333	33.668	44.739	44.926	114.8	33:01.842		14	1	1:59.945	32.533	44.255	43.157	118.0	29:49.082
	16	1	2:03.881	33.859	44.953	45.069	114.3	35:05.723		15	1	2:00.043	32.734	43.439	43.870	117.9	31:49.125
	17	1	2:03.659	33.668	44.958	45.033	114.5	37:09.382		16	1	1:59.250	32.658	42.984	43.608	118.7	33:48.375
	18	1	2:03.713	33.757	44.657	45.299	114.4	39:13.095		17	1	1:59.671	32.695	43.303	43.673	118.3	35:48.046
	19	1	2:03.128	33.629	44.554	44.945	115.0	41:16.223		18	1	1:57.562	31.936	42.798	42.828	120.4	37:45.608
	20	1	2:03.633	33.713	44.895	45.025	114.5	43:19.856		19	1	1:58.588	31.706	42.838	44.044	119.4	39:44.196
	21	1	2:03.119	33.384	44.579	45.156	115.0	45:22.975		20	1	1:58.094	31.911	43.427	42.756	119.9	41:42.290
	22	1	2:02.978	33.511	44.725	44.742	115.1	47:25.953		21	1	1:56.667	31.632	42.081	42.954	121.4	43:38.957
	23	1	2:07.765	33.873	45.328	48.564	110.8	49:33.718		22	1	1:55.597	31.601	41.621	42.375	122.5	45:34.554
24	1	2:32.148	38.867	54.770	58.511	93.1	52:05.866	23		1	1:56.077	30.968	41.689	43.420	122.0	47:30.631	
								24	1	1:56.214	31.270	42.599	42.345	121.8	49:26.845		
								25	1	1:58.637	32.036	43.464	43.137	119.3	51:25.482		
21	Escudería Faraón 1.Miguel Gómez 2.Pedro M. Silvero							BMW M2 CS Racing D1	26	Pcr Sport 1.Vicente Dasi (JF) 2.Josep Parera (JF)							CUPRA TCR D1
	1	2	2:11.352	41.960	44.445	44.947	107.8	2:11.352		1	2	2:03.557	37.939	43.055	42.563	114.6	2:03.557
	2	2	1:58.552	31.292	43.698	43.562	119.4	4:09.904		2	2	1:54.273	30.915	41.629	41.729	123.9	3:57.830
	3	2	1:57.736	31.618	43.027	43.091	120.3	6:07.640		3	2	1:53.741	30.835	41.746	41.160	124.5	5:51.571
	4	2	1:58.046	32.184	43.204	42.658	119.9	8:05.686		4	2	1:54.443	31.317	41.849	41.277	123.7	7:46.014
	5	2	1:58.364	32.300	42.895	43.169	119.6	10:04.050		5	2	1:54.221	31.071	41.713	41.437	124.0	9:40.235
	6	2	1:56.855	31.169	42.914	42.772	121.2	12:00.905		6	2	1:54.045	31.172	41.564	41.309	124.2	11:34.280
	7	2	1:57.330	31.754	42.474	43.102	120.7	13:58.235		7	2	1:52.818	30.719	41.096	41.003	125.5	13:27.098
	8	2	1:58.488	32.452	43.455	42.581	119.5	15:56.723		8	2	1:53.247	30.502	41.558	41.187	125.0	15:20.345
	9	2	1:56.663	31.401	42.797	42.465	121.4	17:53.386		9	2	1:52.913	30.218	41.052	41.643	125.4	17:13.258
	10	2	1:58.302	31.621	43.885	42.796	119.7	19:51.688		10	2	1:53.469	30.106	41.879	41.484	124.8	19:06.727
	11	2	1:56.990	31.578	42.777	42.635	121.0	21:48.678		11	2	1:53.429	30.269	41.932	41.228	124.8	21:00.156
	12	2	1:57.788	31.757	42.923	43.108	120.2	23:46.466		12	2	1:54.636	30.240	42.395	42.001	123.5	22:54.792
	13	2	3:19.678 B	31.873	42.460	2:05.345	70.9	27:06.144		13	2	1:54.378	30.665	41.246	42.467	123.8	24:49.170
	14	1	2:04.589	37.679	43.805	43.105	113.6	29:10.733		14	2	3:19.620 B	30.452	41.408	2:07.760	70.9	28:08.790
	15	1	1:55.949	30.688	42.689	42.572	122.1	31:06.682		15	1	2:03.896	38.260	43.345	42.291	114.3	30:12.686
	16	1	1:56.197	30.309	42.986	42.902	121.9	33:02.879		16	1	1:55.603	31.111	42.195	42.297	122.5	32:08.289
	17	1	1:56.077	30.567	43.008	42.502	122.0	34:58.956		17	1	1:57.621	32.590	42.561	42.470	120.4	34:05.910
	18	1	1:56.008	30.055	42.464	43.489	122.1	36:54.964		18	1	1:56.183	31.045	42.898	42.240	121.9	36:02.093
	19	1	1:55.751	30.624	42.209	42.918	122.3	38:50.715		19	1	1:57.931	31.288	42.582	44.061	120.1	38:00.024
	20	1	1:58.982	31.219	44.333	43.430	119.0	40:49.697		20	1	1:55.815	30.925	42.691	42.199	122.3	39:55.839
	21	1	1:56.358	31.576	42.257	42.525	121.7	42:46.055		21	1	1:55.503	31.218	42.255	42.030	122.6	41:51.342
	22	1	1:56.951	30.271	44.136	42.544	121.1	44:43.006		22	1	1:56.384	31.834	42.563	41.987	121.7	43:47.726
	23	1	1:55.167	30.243	42.600	42.324	122.9	46:38.173		23	1	1:55.764	31.512	42.515	41.737	122.3	45:43.490
24	1	1:57.154	29.975	44.322	42.857	120.9	48:35.327										
25	1	1:57.385	30.118	43.697	43.570	120.6	50:32.712										

GT-CER
CAMPEONATO DE ESPAÑA RESISTENCIARACE READY
IBERIAN HISTORIC RACING

CER - GT

FESTIVAL DE LA VELOCIDAD

Carrera 2


Sector Analysis

_ Invalidated Lap
 ■ Personal Best
 ■ Session Best
 ■ Crossing the pit lane

Lap	D	Time	Sector 1	Sector 2	Sector 3	Kph	Elapsed	Lap	D	Time	Sector 1	Sector 2	Sector 3	Kph	Elapsed																																					
24	1	1:55.733	30.773	42.644	42.316	122.3	47:39.223	10	2	1:54.019	30.784	41.897	41.338	124.2	18:58.143																																					
25	1	1:56.848	31.263	42.137	43.448	121.2	49:36.071	11	2	1:53.018	29.944	41.048	42.026	125.3	20:51.161																																					
26	1	1:57.109	31.447	42.527	43.135	120.9	51:33.180	12	2	1:51.882	29.710	40.919	41.253	126.6	22:43.043																																					
30 FRC Competición Ford Fiesta 1.6 D4 1.Vicente G.I Vallés (JF)								13								2	3:44.655	B	30.714	41.502	2:32.439	63.0	26:27.698																													
1								1	2:13.234	43.004	45.132	45.098	106.3	2:13.234	14								1	1:57.213	34.734	41.098	41.381	120.8	28:24.911																							
2								1	2:00.627	32.500	44.074	44.053	117.4	4:13.861	15								1	1:51.255	29.272	41.036	40.947	127.3	30:16.166																							
3								1	2:00.256	32.422	43.832	44.002	117.7	6:14.117	16								1	1:52.325	29.192	41.087	42.046	126.1	32:08.491																							
4								1	2:00.559	32.386	44.014	44.159	117.4	8:14.676	17								1	1:54.529	29.497	41.624	43.408	123.6	34:03.020																							
5								1	2:02.652	32.931	45.849	43.872	115.4	10:17.328	18								1	1:58.476	31.743	44.248	42.485	119.5	36:01.496																							
6								1	2:00.919	32.373	43.769	44.777	117.1	12:18.247	19								1	1:57.998	30.900	42.621	44.477	120.0	37:59.494																							
50 RACE BMW M240i Racing D3 1.Borja Hormigos 2.Hector Hernández								1								1	1:55.724	30.629	42.293	42.802	122.3	39:55.218	20								1	1:55.403	30.763	42.283	42.357	122.7	41:50.621															
1								2	2:12.586	41.035	45.378	46.173	106.8	2:12.586	21								1	1:55.403	30.763	42.283	42.357	122.7	41:50.621	22								1	1:56.696	30.986	42.920	42.790	121.3	43:47.317								
2								2	1:58.829	31.817	43.173	43.839	119.2	4:11.415	22								1	1:55.692	30.234	43.201	42.257	122.4	45:43.009	23								1	1:55.692	30.234	43.201	42.257	122.4	45:43.009								
3								2	1:59.457	31.507	43.644	44.306	118.5	6:10.872	24								1	1:55.394	30.433	42.692	42.269	122.7	47:38.403	24								1	1:55.394	30.433	42.692	42.269	122.7	47:38.403								
4								2	1:59.035	31.994	43.229	43.812	118.9	8:09.907	25								1	1:57.115	30.929	42.119	44.067	120.9	49:35.518	25								1	1:57.115	30.929	42.119	44.067	120.9	49:35.518								
5								2	1:57.986	31.113	42.605	44.268	120.0	10:07.893	26								1	1:57.303	30.183	42.256	44.864	120.7	51:32.821	26								1	1:57.303	30.183	42.256	44.864	120.7	51:32.821								
6								2	1:57.971	31.691	42.408	43.872	120.0	12:05.864	82 FRC Competición Audi TT D5 1.José M. Sanchez (JR) 2.Daniel Sanchez (JR)								1								1	2:21.553	47.349	47.152	47.052	100.0	2:21.553															
7								2	1:57.993	31.197	42.869	43.927	120.0	14:03.857	2								1	2:11.691	34.719	50.122	46.850	107.5	4:33.244	1								1	2:21.553	47.349	47.152	47.052	100.0	2:21.553								
8								2	1:57.055	31.319	42.319	43.417	121.0	16:00.912	103 Pcr Sport Ligier JS2 R GPR 1.Guillermo Aso 2.Francesc Gutiérrez								2								1	1:58.772	36.589	40.985	41.198	119.2	1:58.772															
9								2	1:56.681	30.895	42.476	43.310	121.3	17:57.593	1								1	1:52.125	29.349	40.698	42.078	126.3	3:50.897	2								1	1:52.125	29.349	40.698	42.078	126.3	3:50.897								
10								2	1:56.921	31.133	42.214	43.574	121.1	19:54.514	3								1	1:52.375	29.624	41.185	41.566	126.0	5:43.272	3								1	1:52.375	29.624	41.185	41.566	126.0	5:43.272								
11								2	1:57.276	30.759	43.249	43.268	120.7	21:51.790	4								1	1:51.228	29.744	40.458	41.026	127.3	7:34.500	4								1	1:51.228	29.744	40.458	41.026	127.3	7:34.500								
12								2	1:56.936	30.995	42.320	43.621	121.1	23:48.726	5								1	1:51.974	29.795	41.065	41.114	126.4	9:26.474	5								1	1:51.974	29.795	41.065	41.114	126.4	9:26.474								
13								2	3:09.975	B	31.258	42.763	1:55.954	74.5	26:58.701	6								1	1:51.228	29.295	40.870	41.063	127.3	11:17.702	6								1	1:51.228	29.295	40.870	41.063	127.3	11:17.702							
14								1	2:06.569	38.030	44.604	43.935	111.9	29:05.270	7								1	1:51.043	29.353	41.171	40.519	127.5	13:08.745	7								1	1:51.043	29.353	41.171	40.519	127.5	13:08.745								
15								1	1:59.640	31.619	43.927	44.094	118.3	31:04.910	8								1	1:50.191	29.606	40.118	40.467	128.5	14:58.936	8								1	1:50.191	29.606	40.118	40.467	128.5	14:58.936								
16								1	1:57.649	31.444	42.809	43.396	120.3	33:02.559	9								1	1:50.415	29.373	40.414	40.628	128.2	16:49.351	9								1	1:50.415	29.373	40.414	40.628	128.2	16:49.351								
17								1	1:59.937	33.130	43.405	43.402	118.1	35:02.496	10								1	1:50.767	29.513	40.455	40.799	127.8	18:40.118	10								1	1:50.767	29.513	40.455	40.799	127.8	18:40.118								
18								1	1:59.694	31.736	43.655	44.303	118.3	37:02.190	11								1	1:49.950	29.168	40.159	40.623	128.8	20:30.068	11								1	1:49.950	29.168	40.159	40.623	128.8	20:30.068								
19								1	2:01.804	32.177	44.955	44.672	116.2	39:03.994	12								1	1:50.939	30.080	40.501	40.358	127.6	22:21.007	12								1	1:50.939	30.080	40.501	40.358	127.6	22:21.007								
20								1	2:00.964	32.059	44.276	44.629	117.0	41:04.958	13								1	3:36.531	B	29.273	40.152	2:27.106	65.4	25:57.538	13								1	3:36.531	B	29.273	40.152	2:27.106	65.4	25:57.538						
21								1	1:59.475	31.664	43.375	44.436	118.5	43:04.433	14								2	1:56.315	35.002	40.945	40.368	121.7	27:53.853	14								2	1:56.315	35.002	40.945	40.368	121.7	27:53.853								
22								1	2:00.555	31.530	44.714	44.311	117.4	45:04.988	15								2	1:50.353	29.268	40.598	40.487	128.3	29:44.206	15								2	1:50.353	29.268	40.598	40.487	128.3	29:44.206								
23								1	2:01.238	32.938	43.733	44.567	116.8	47:06.226	16								2	1:50.764	29.074	40.409	41.281	127.8	31:34.970	16								2	1:50.764	29.074	40.409	41.281	127.8	31:34.970								
24								1	1:59.832	31.574	43.495	44.763	118.2	49:06.058	17								2	1:50.867	29.766	40.453	40.648	127.7	33:25.837	17								2	1:50.867	29.766	40.453	40.648	127.7	33:25.837								
25								1	1:58.348	31.658	43.258	43.432	119.6	51:04.406	18								2	1:50.262	29.281	40.630	40.351	128.4	35:16.099	18								2	1:50.262	29.281	40.630	40.351	128.4	35:16.099								
26								1	2:01.135	31.888	43.809	45.438	116.9	53:05.541	19								2	1:49.676	29.274	39.833	40.569	129.1	37:05.775	19								2	1:49.676	29.274	39.833	40.569	129.1	37:05.775								
81 Promotion Motorsport BMW M2 CS Racing D1 1.José M. De Los Milagros 2.Nerea Martí (DAJR)								1								2	2:02.598	37.087	42.790	42.721	115.5	2:02.598	20								2	1:56.150	35.158	40.496	40.496	121.9	39:01.925	20								2	1:56.150	35.158	40.496	40.496	121.9	39:01.925
1								2	1:53.913	30.374	41.694	41.845	124.3	3:56.511	21								2	1:48.971	29.231	39.776	39.964	129.9	40:50.896	21								2	1:48.971	29.231	39.776	39.964	129.9	40:50.896								
3								2	1:52.676	30.100	41.151	41.425	125.7	5:49.187	22								2	1:49.425	29.536	39.614	40.275	129.4	42:40.321	22								2	1:49.425	29.536	39.614	40.275	129.4	42:40.321								
4								2	1:52.984	30.019	41.415	41.550	125.3	7:42.171	23								2	1:48.879	28.995	39.756	40.128	130.0	44:29.200	23								2	1:48.879	28.995	39.756	40.128	130.0	44:29.200								
5								2	1:52.175	29.939	41.000	41.236	126.2	9:34.346	24								2	1:48.733	29.113	39.647	39.973	130.2	46:17.933	24								2	1:48.733	29.113	39.647	39.973	130.2	46:17.933								
6								2	1:52.163	29.893	40.926	41.344	126.2	11:26.509	25								2	1:49.596	29.018	39.952	40.626	129.2	48:07.529	25								2	1:49.596	29.018	39.952	40.626	129.2	48:07.529								
7								2	1:52.580	30.058	41.036	41.486	125.8	13:19.089	26								2	1:49.094	29.158	39.813	40.123	129.8	49:56.623	26								2	1:49.094	29.158	39.813	40.123	129.8	49:56.623								
8								2	1:52.883	30.150	41.492	41.241	125.4	15:11.972	27								2	1:49.088	29.015	39.920	40.153	129.8	51:45.711	27								2	1:49.088	29.015	39.920	40.153	129.8	51:45.711								
9								2	1:52.152	29.908	40.963	41.281	126.2	17:04.124																																						

GT-CER
CAMPEONATO DE ESPAÑA RESISTENCIARACE READY
IBERIAN HISTORIC RACING

CIRCUITO DE NAVARRA

CER - GT
FESTIVAL DE LA VELOCIDAD
Carrera 2

Sector Analysis


— Invalidated Lap

■ Personal Best

■ Session Best

B Crossing the pit lane

Lap	D	Time	Sector 1	Sector 2	Sector 3	Kph	Elapsed	Lap	D	Time	Sector 1	Sector 2	Sector 3	Kph	Elapsed
111 Club Deportivo DAGO Porsche 991 Cup GEN 2 1.Pablo Yeregui PC 2.Daniel Carretero								11	2	1:48.809	28.917	40.119	39.773	130.1	20:02.330
1	2	1:48.931	32.125	38.538	38.268	130.0	1:48.931	12	2	1:48.931	28.935	40.135	39.861	130.0	21:51.261
2	2	1:44.376	27.539	38.526	38.311	135.7	3:33.307	13	2	3:09.746 B	28.627	39.820	2:01.299	74.6	25:01.007
3	2	1:43.794	27.445	38.220	38.129	136.4	5:17.101	14	1	1:56.948	36.017	40.791	40.140	121.1	26:57.955
4	2	1:44.218	27.622	38.455	38.141	135.9	7:01.319	15	1	1:48.357	28.693	39.997	39.667	130.7	28:46.312
5	2	1:43.927	27.541	38.148	38.238	136.2	8:45.246	16	1	1:47.817	28.508	39.745	39.564	131.3	30:34.129
6	2	1:44.885	27.510	38.449	38.926	135.0	10:30.131	17	1	1:47.926	28.391	39.772	39.763	131.2	32:22.055
								18	1	1:47.840	28.430	39.921	39.489	131.3	34:09.895
								19	1	1:48.210	28.227	40.087	39.896	130.8	35:58.105
								20	1	1:47.884	28.367	39.871	39.646	131.2	37:45.989
								21	1	1:48.148	28.333	39.793	40.022	130.9	39:34.137
								22	1	1:47.283	28.327	39.561	39.395	132.0	41:21.420
								23	1	1:47.477	28.389	39.574	39.514	131.7	43:08.897
								24	1	1:47.113	28.075	39.696	39.342	132.2	44:56.010
								25	1	1:46.776	28.074	39.451	39.251	132.6	46:42.786
								26	1	1:48.240	28.263	40.489	39.488	130.8	48:31.026
								27	1	1:48.079	28.220	40.264	39.595	131.0	50:19.105
								28	1	1:47.422	28.283	39.800	39.339	131.8	52:06.527
112 Philippe Gruau Vortex V8 1.Philippe Gruau (JF) GPX 2.Solenn Amrouche (DA)															
1	2	1:57.495	35.353	41.197	40.945	120.5	1:57.495								
2	2	1:51.791	29.581	41.319	40.891	126.7	3:49.286								
3	2	1:51.452	29.730	40.663	41.059	127.0	5:40.738								
4	2	1:53.658	30.339	40.992	42.327	124.6	7:34.396								
5	2	1:51.277	29.612	40.913	40.752	127.2	9:25.673								
6	2	1:50.894	29.589	40.850	40.455	127.7	11:16.567								
7	2	1:53.496	29.846	42.373	41.277	124.8	13:10.063								
8	2	1:53.546	30.362	41.988	41.196	124.7	15:03.609								
9	2	1:54.842	30.537	42.345	41.960	123.3	16:58.451								
10	2	1:54.023	30.680	41.824	41.519	124.2	18:52.474								
11	2	3:12.115 B	30.303	42.026	1:59.786	73.7	22:04.589								
12	1	1:56.251	35.862	40.686	39.703	121.8	24:00.840								
13	1	1:48.069	28.842	39.940	39.287	131.0	25:48.909								
14	1	1:48.312	28.817	39.935	39.560	130.7	27:37.221								
15	1	1:47.497	28.802	39.443	39.252	131.7	29:24.718								
16	1	1:48.530	28.677	39.606	40.247	130.5	31:13.248								
17	1	1:49.381	28.999	40.287	40.095	129.4	33:02.629								
18	1	1:48.763	29.553	39.722	39.488	130.2	34:51.392								
19	1	1:47.515	28.657	39.660	39.198	131.7	36:38.907								
20	1	1:47.544	28.618	39.572	39.354	131.7	38:26.451								
21	1	1:47.629	28.770	39.420	39.439	131.6	40:14.080								
22	1	1:47.522	28.690	39.638	39.194	131.7	42:01.602								
23	1	1:48.334	28.896	39.835	39.603	130.7	43:49.936								
24	1	1:48.872	28.776	40.509	39.587	130.0	45:38.808								
25	1	1:49.215	28.916	39.767	40.532	129.6	47:28.023								
26	1	1:50.568	30.392	40.312	39.864	128.1	49:18.591								
27	1	1:48.590	28.974	40.001	39.615	130.4	51:07.181								
28	1	1:49.986	28.744	40.461	40.781	128.7	52:57.167								
115 Escudería Faraón Porsche 992 Cup 1.Pablo Bras PC 2.Fernando Gonzalez															
1	2	1:59.354	36.329	42.151	40.874	118.6	1:59.354								
2	2	1:51.166	29.948	40.426	40.792	127.4	3:50.520								
3	2	1:51.894	29.427	41.481	40.986	126.5	5:42.414								
4	2	1:51.161	29.609	40.719	40.833	127.4	7:33.575								
5	2	1:49.830	29.494	40.097	40.239	128.9	9:23.405								
6	2	1:50.243	29.578	40.594	40.071	128.4	11:13.648								
7	2	1:50.615	29.915	40.544	40.156	128.0	13:04.263								
8	2	1:50.287	29.577	40.488	40.222	128.4	14:54.550								
9	2	1:49.687	29.888	40.014	39.785	129.1	16:44.237								
10	2	1:50.630	29.448	40.945	40.237	128.0	18:34.867								
11	2	1:49.391	29.210	39.916	40.265	129.4	20:24.258								
12	2	1:49.727	29.020	40.657	40.050	129.0	22:13.985								
13	2	1:49.637	29.259	40.474	39.904	129.1	24:03.622								
14	2	1:49.885	29.345	40.392	40.148	128.9	25:53.507								
15	2	3:00.216 B	29.430	40.545	1:50.241	78.6	28:53.723								
16	1	1:54.243	34.516	40.165	39.562	123.9	30:47.966								
17	1	1:47.433	28.587	39.507	39.339	131.8	32:35.399								
18	1	1:46.755	28.192	39.355	39.208	132.6	34:22.154								
19	1	1:47.327	28.774	39.680	38.873	131.9	36:09.481								
20	1	1:47.459	28.469	39.602	39.388	131.8	37:56.940								
21	1	1:47.110	28.512	39.758	38.840	132.2	39:44.050								
22	1	1:47.200	28.592	39.145	39.463	132.1	41:31.250								
23	1	1:47.062	28.361	39.538	39.163	132.2	43:18.312								
24	1	1:47.616	28.696	39.697	39.223	131.6	45:05.928								
25	1	1:47.083	28.502	39.483	39.098	132.2	46:53.011								
26	1	1:46.470	28.047	39.368	39.055	133.0	48:39.481								
27	1	1:47.986	28.310	39.977	39.699	131.1	50:27.467								
28	1	1:46.513	28.366	39.011	39.136	132.9	52:13.980								
114 Escudería Faraón Porsche 991 Cup GEN 1 1.Álvaro Fontes PC 2.Mirco Van Nostrum															
1	2	1:55.046	33.851	40.809	40.386	123.1	1:55.046								
2	2	1:49.164	28.805	39.975	40.384	129.7	3:44.210								
3	2	1:49.568	29.854	39.816	39.898	129.2	5:33.778								
4	2	1:47.944	28.736	39.644	39.564	131.2	7:21.722								
5	2	1:48.104	28.802	39.727	39.575	131.0	9:09.826								
6	2	1:48.388	28.801	39.856	39.731	130.6	10:58.214								
7	2	1:48.437	28.552	39.988	39.897	130.6	12:46.651								
8	2	1:49.913	28.838	40.017	41.058	128.8	14:36.564								
9	2	1:48.167	28.669	39.762	39.736	130.9	16:24.731								
10	2	1:48.790	28.925	39.956	39.909	130.1	18:13.521								
125 E2P Esc. Española Pilotos Porsche 911 Cup GEN 2 1.Antonio Sainero (JR) PC 2.Ana Sainero (DA/JR)															
1	2	1:55.590	34.684	40.993	39.913	122.5	1:55.590								
2	2	1:49.083	29.087	40.119	39.877	129.8	3:44.673								
3	2	1:49.669	29.866	40.439	39.364	129.1	5:34.342								

GT-CER
CAMPEONATO DE ESPAÑA RESISTENCIARACE READY
IBERIAN HISTORIC RACING

CER - GT

FESTIVAL DE LA VELOCIDAD

Carrera 2

Sector Analysis

CIRCUITO DE NAVARRA 3.933 m.

— Invalidated Lap

■ Personal Best

■ Session Best

B Crossing the pit lane

Lap	D	Time	Sector 1	Sector 2	Sector 3	Kph	Elapsed	Lap	D	Time	Sector 1	Sector 2	Sector 3	Kph	Elapsed
4	2	1:48.820	29.340	39.917	39.563	130.1	7:23.162								
5	2	1:48.109	29.113	39.668	39.328	131.0	9:11.271								
6	2	1:48.418	29.127	40.173	39.118	130.6	10:59.689								
7	2	1:49.202	28.614	41.058	39.530	129.7	12:48.891								
8	2	1:50.319	29.772	40.349	40.198	128.3	14:39.210								
9	2	1:48.792	28.906	40.564	39.322	130.1	16:28.002								
10	2	1:49.243	28.858	40.424	39.961	129.6	18:17.245								
11	2	1:48.822	29.087	40.395	39.340	130.1	20:06.067								
12	2	3:02.402 B	29.434	40.059	1:52.909	77.6	23:08.469								
13	1	1:51.154	33.313	39.234	38.607	127.4	24:59.623								
14	1	1:46.116	28.267	39.066	38.783	133.4	26:45.739								
15	1	1:44.713	27.526	38.723	38.464	135.2	28:30.452								
16	1	1:45.262	27.555	38.763	38.944	134.5	30:15.714								
17	1	1:46.236	27.556	39.974	38.706	133.3	32:01.950								
18	1	1:45.451	27.668	38.795	38.988	134.3	33:47.401								
19	1	1:45.262	27.693	38.792	38.777	134.5	35:32.663								
20	1	1:47.435	28.420	39.731	39.284	131.8	37:20.098								
21	1	1:48.912	28.473	39.935	40.504	130.0	39:09.010								
22	1	1:49.794	29.289	40.434	40.071	129.0	40:58.804								
23	1	1:50.765	29.630	40.647	40.488	127.8	42:49.569								
24	1	1:49.811	29.274	40.574	39.963	128.9	44:39.380								
25	1	1:50.162	29.414	40.796	39.952	128.5	46:29.542								
26	1	1:50.157	29.216	40.773	40.168	128.5	48:19.699								
27	1	1:46.875	28.377	39.239	39.259	132.5	50:06.574								
28	1	1:48.828	28.775	39.670	40.383	130.1	51:55.402								
126 Veloso Motorsport 1.Francisco Mora (JR) 2.Francisco Abreu (JR)								Porsche 991 Cup GEN 2 PC							
1	2	1:48.529	31.800	38.468	38.261	130.5	1:48.529								
2	2	1:44.308	27.538	38.548	38.222	135.7	3:32.837								
3	2	1:43.791	27.477	38.115	38.199	136.4	5:16.628								
4	2	1:44.149	27.641	38.458	38.050	135.9	7:00.777								
5	2	1:43.817	27.645	38.134	38.038	136.4	8:44.594								
6	2	1:46.034	28.526	38.687	38.821	133.5	10:30.628								
7	2	1:45.684	28.214	38.666	38.804	134.0	12:16.312								
8	2	1:45.962	27.769	38.503	39.690	133.6	14:02.274								
9	2	1:45.058	27.907	38.682	38.469	134.8	15:47.332								
10	2	1:45.584	28.330	38.739	38.515	134.1	17:32.916								
11	2	1:44.679	27.798	38.512	38.369	135.3	19:17.595								
12	2	1:45.901	27.742	39.418	38.741	133.7	21:03.496								
13	2	1:46.307	27.738	39.572	38.997	133.2	22:49.803								
14	2	3:37.084 B	29.286	38.893	2:28.905	65.2	26:26.887								
15	1	1:52.422	33.932	39.072	39.418	125.9	28:19.309								
16	1	1:47.221	28.318	39.777	39.126	132.1	30:06.530								
17	1	1:46.453	28.155	39.157	39.141	133.0	31:52.983								
18	1	1:46.075	27.957	38.780	39.338	133.5	33:39.058								
19	1	1:46.252	28.688	39.071	38.493	133.3	35:25.310								
20	1	1:44.763	27.469	38.649	38.645	135.2	37:10.073								
21	1	1:45.292	27.786	38.965	38.541	134.5	38:55.365								
22	1	1:46.726	27.690	40.431	38.605	132.7	40:42.091								
23	1	1:45.469	28.323	38.616	38.530	134.2	42:27.560								
24	1	1:45.657	28.091	38.851	38.715	134.0	44:13.217								
25	1	1:46.638	28.099	39.081	39.458	132.8	45:59.855								
26	1	1:45.493	27.822	38.893	38.778	134.2	47:45.348								
27	1	1:47.379	28.006	39.685	39.688	131.9	49:32.727								
28	1	1:46.929	28.374	38.930	39.625	132.4	51:19.656								

Lap	D	Time	Sector 1	Sector 2	Sector 3	Kph	Elapsed
717 Cor Euser 1. Cor Euser (JF) Mac Car GPX							
1	1	1:51.500	32.843	39.527	39.130	127.0	1:51.500
2	1	1:46.477	27.878	39.562	39.037	133.0	3:37.977
3	1	1:46.105	28.070	39.046	38.989	133.4	5:24.082
4	1	1:46.461	28.314	38.970	39.177	133.0	7:10.543
5	1	1:46.320	28.154	39.025	39.141	133.2	8:56.863
6	1	1:48.135	28.983	39.422	39.730	130.9	10:44.998
7	1	1:48.005	28.693	39.769	39.543	131.1	12:33.003
8	1	1:48.124	28.592	40.071	39.461	130.9	14:21.127
9	1	1:48.199	28.639	39.930	39.630	130.9	16:09.326
10	1	1:48.080	28.401	39.622	40.057	131.0	17:57.406
11	1	1:47.993	28.647	39.891	39.455	131.1	19:45.399
12	1	1:47.951	28.344	39.932	39.675	131.2	21:33.350
13	1	1:47.722	28.731	39.420	39.571	131.4	23:21.072
14	1	3:42.819 B	28.390	39.516	2:34.913	63.5	27:03.891
15	1	1:54.219	33.823	40.423	39.973	124.0	28:58.110
16	1	1:48.027	28.695	39.696	39.636	131.1	30:46.137
17	1	1:47.156	28.422	39.346	39.388	132.1	32:33.293
18	1	1:46.668	28.179	39.124	39.365	132.7	34:19.961
19	1	1:47.183	28.570	39.532	39.081	132.1	36:07.144
20	1	1:47.444	29.122	39.435	38.887	131.8	37:54.588
21	1	1:46.335	27.547	38.862	39.926	133.2	39:40.923
22	1	1:46.199	28.246	39.177	38.776	133.3	41:27.122
23	1	1:45.600	28.160	38.624	38.816	134.1	43:12.722
24	1	1:45.817	27.609	39.051	39.157	133.8	44:58.539
25	1	1:44.915	27.668	38.711	38.536	135.0	46:43.454
26	1	1:46.402	28.082	39.135	39.185	133.1	48:29.856
27	1	1:46.641	28.072	39.403	39.166	132.8	50:16.497
28	1	1:47.143	28.215	39.659	39.269	132.1	52:03.640