


GT-CER
CAMPEONATO DE ESPAÑA RESISTENCIARACE READY
IBERIAN HISTORIC RACING

CIRCUITO DE NAVARRA

COPA RACER
FESTIVAL DE LA VELOCIDAD
Entrenamientos Libres 2

Sector Analysis

— Invalidated Lap

■ Personal Best

■ Session Best

■ Crossing the pit lane


Lap	D	Time	Sector 1	Sector 2	Sector 3	Kph	Elapsed	Lap	D	Time	Sector 1	Sector 2	Sector 3	Kph	Elapsed			
3		LURAUTO MOTORSPORT 1.Luis CHILLIDA						Mini Cooper			14		AVIASTEC RACING 1.Ignacio RODRÍGUEZ 2.Álvaro RODRÍGUEZ					
1	1	6:13.948	B	1:14.092	1:03.113	3:56.743	37.9	6:13.948	1	1	10:44.348	B	2:55.872	59.630	6:48.846	22.0	10:44.348	
2	1	4:42.686	B	52.940	57.979	2:51.767	50.1	10:56.634	2	1	2:31.059	46.816	53.393	50.850	93.7	13:15.407		
3	1	2:28.466		52.646	48.450	47.370	95.4	13:25.100	3	1	2:11.538	35.639	47.946	47.953	107.6	15:26.945		
4	1	2:06.904		34.212	45.804	46.888	111.6	15:32.004	4	1	2:07.431	34.058	46.015	47.358	111.1	17:34.376		
5	1	2:09.772		34.016	45.990	49.766	109.1	17:41.776	5	1	2:27.843	40.377	55.963	51.503	95.8	20:02.219		
6	1	2:07.067		34.279	45.997	46.791	111.4	19:48.843	6	1	2:06.471	33.865	45.690	46.916	112.0	22:08.690		
7	1	2:07.521		34.176	46.134	47.211	111.0	21:56.364	7	1	2:06.426	34.329	45.573	46.524	112.0	24:15.116		
8	1	2:06.934		34.408	45.661	46.865	111.5	24:03.298	8	1	2:06.636	33.881	45.661	47.094	111.8	26:21.752		
9	1	2:07.062		34.296	45.958	46.808	111.4	26:10.360	9	1	4:12.283	B	34.254	45.749	2:52.280	56.1	30:34.035	
10	1	2:34.055		42.403	55.974	55.678	91.9	28:44.415	10	1	2:15.267	41.985	46.248	47.034	104.7	32:49.302		
11	1	2:05.728		33.954	45.410	46.364	112.6	30:50.143	11	1	2:06.663	34.099	45.789	46.775	111.8	34:55.965		
12	1	2:05.931		33.978	45.312	46.641	112.4	32:56.074	12	1	2:06.969	34.326	45.693	46.950	111.5	37:02.934		
4		E2P RACING 1.Joanna GRUAU 2.Carlos ESTEBAN						Mini Cooper			15		LURAUTO MOTORSPORT 1.Asi GOROS					
1	1	5:40.071		3:23.705	1:11.751	1:04.615	41.6	5:40.071	1	1	8:08.008	B	1:08.237	1:03.312	5:56.459	29.0	8:08.008	
2	1	2:35.365		46.549	58.016	50.800	91.1	8:15.436	2	1	2:23.763	43.809	50.846	49.108	98.5	10:31.771		
3	1	2:10.505		35.781	47.133	47.591	108.5	10:25.941	3	1	2:06.916	34.491	45.737	46.688	111.6	12:38.687		
4	1	2:10.139		34.842	47.231	48.066	108.8	12:36.080	4	1	2:04.972	33.560	45.175	46.237	113.3	14:43.659		
5	1	3:24.910	B	41.344	49.468	1:54.098	69.1	16:00.990	5	1	2:05.560	33.798	45.218	46.544	112.8	16:49.219		
6	1	2:14.897		40.417	46.849	47.631	105.0	18:15.887	6	1	2:05.332	33.099	45.788	46.445	113.0	18:54.551		
7	1	2:08.358		33.392	46.627	47.339	110.3	20:24.245	7	1	2:59.694	B	33.619	45.829	1:40.246	78.8	21:54.245	
8	1	4:36.706	B	40.273	50.939	3:05.494	51.2	25:00.951	8	1	2:26.864	44.693	52.728	49.443	96.4	24:21.109		
9	1	2:17.295		42.105	47.312	47.878	103.1	27:18.246	9	1	2:05.047	33.349	45.431	46.267	113.2	26:26.156		
10	1	2:09.083		34.849	47.077	47.157	109.7	29:27.329	10	1	4:40.574	B	37.747	51.423	3:11.404	50.5	31:06.730	
11	1	2:17.087		43.182	46.934	46.971	103.3	31:44.416	11	1	2:20.657	44.159	47.866	48.632	100.7	33:27.387		
12	1	2:08.301		34.983	46.494	46.824	110.4	33:52.717	12	1	2:17.633	42.430	47.330	47.873	102.9	35:45.020		
13	1	2:08.512		35.313	46.189	47.010	110.2	36:01.229	13	1	2:03.590	33.031	44.840	45.719	114.6	37:48.610		
14	1	2:07.880		34.661	46.077	47.142	110.7	38:09.109	14	1	2:17.246	37.316	51.530	48.400	103.2	40:05.856		
15	1	2:08.281		34.764	46.039	47.478	110.4	40:17.390										
6		E2P RACING 1.Marc GRUAU 2.Alex GRUAU						Mini Cooper			17		E2P RACING 1.Paloma ESCOBAR 2.Javier ESCOBAR					
1	1	3:22.492		1:42.697	48.947	50.848	69.9	3:22.492	1	1	3:18.402	1:17.395	1:04.191	56.816	71.4	3:18.402		
2	1	2:07.749		33.975	46.218	47.556	110.8	5:30.241	2	1	10:15.377	B	42.369	47.145	8:45.863	23.0	13:33.779	
3	1	2:06.340		33.767	45.673	46.900	112.1	7:36.581	3	1	2:20.509	41.044	47.539	51.926	100.8	15:54.288		
4	1	2:06.378		33.870	45.881	46.627	112.0	9:42.959	4	1	2:07.978	34.170	46.264	47.544	110.6	18:02.266		
5	1	9:46.868	B	35.174	52.668	8:19.026	24.1	19:29.827	5	1	2:07.353	34.045	46.148	47.160	111.2	20:09.619		
6	1	2:23.052		44.922	50.618	47.512	99.0	21:52.879	6	1	5:13.376	B	34.603	45.689	3:53.084	45.2	25:22.995	
7	1	2:04.402		33.104	45.115	46.183	113.8	23:57.281	7	1	2:19.393	44.157	47.409	47.827	101.6	27:42.388		
8	1	2:06.544		33.346	45.425	47.773	111.9	26:03.825	8	1	2:08.878	34.624	46.590	47.664	109.9	29:51.266		
9	1	3:47.633	B	33.570	49.949	2:24.114	62.2	29:51.458	9	1	2:07.153	34.216	46.017	46.920	111.4	31:58.419		
10	1	2:16.608		41.398	47.785	47.425	103.6	32:08.066	10	1	2:06.877	34.057	45.545	47.275	111.6	34:05.296		
11	1	2:05.429		33.625	45.255	46.549	112.9	34:13.495	11	1	2:07.343	34.104	46.248	46.991	111.2	36:12.639		
12	1	2:06.260		33.859	45.605	46.796	112.1	36:19.755	12	1	2:06.367	33.985	45.689	46.693	112.0	38:19.006		
13	1	2:05.886		33.781	45.293	46.812	112.5	38:25.641	13	1	2:06.245	33.972	46.066	46.207	112.2	40:25.251		
14	1	2:06.684		33.838	45.157	47.689	111.8	40:32.325										



GT-CER
CAMPEONATO DE ESPAÑA RESISTENCIA



RACE READY
IBERIAN HISTORIC RACING



COPA RACER FESTIVAL DE LA VELOCIDAD Entrenamientos Libres 2

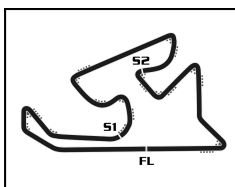
Sector Analysis

— Invalidated Lap ■ Personal Best ■ Session Best **B** Crossing the pit lane

Lap D	Time	Sector 1	Sector 2	Sector 3	Kph	Elapsed	Lap D	Time	Sector 1	Sector 2	Sector 3	Kph	Elapsed
24 LURAUTO MOTORSPORT Mini Cooper 1.Carlos GONZÁLEZ 2.Ander RAMOS							28 LURAUTO MOTORSPORT Mini Cooper 1.Rafael VALDÉS 2.Jonathan GÓMEZ						
1	1	10:00.375 B	1:07.803	1:03.075	7:49.497	23.6	1	2:30.092	55.429	47.416	47.247	94.3	2:30.092
2	1	3:13.582 B	45.944	52.533	1:35.105	73.1	2	2:06.885	34.094	46.223	46.568	111.6	4:36.977
3	1	2:27.885	49.612	48.427	49.846	95.7	3	2:06.995	33.846	46.155	46.994	111.5	6:43.972
4	1	2:04.615	33.179	45.426	46.010	113.6	4	3:54.941 B	38.334	52.084	2:24.523	60.3	10:38.913
5	1	2:04.294	33.060	45.262	45.972	113.9	5	2:15.127	41.246	46.787	47.094	104.8	12:54.040
6	1	4:53.488 B	33.725	58.894	3:20.869	48.2	6	2:08.317	34.732	46.610	46.975	110.3	15:02.357
7	1	2:31.358	47.235	55.095	49.028	93.5	7	2:08.445	34.954	46.319	47.172	110.2	17:10.802
8	1	2:03.611	33.028	44.923	45.660	114.5	8	7:19.735 B	34.835	49.968	5:54.932	32.2	24:30.537
9	1	2:03.594	33.059	44.693	45.842	114.6	9	2:23.091	43.235	52.264	47.592	98.9	26:53.628
10	1	3:09.386 B	33.620	48.708	1:47.058	74.8	10	2:07.123	34.363	45.768	46.992	111.4	29:00.751
11	1	2:11.506	39.139	45.803	46.564	107.7	11	3:41.417 B	34.888	47.557	2:18.972	63.9	32:42.168
12	1	2:04.275	32.946	45.352	45.977	113.9	12	2:22.050	47.684	47.627	46.739	99.7	35:04.218
13	1	2:04.953	33.140	45.637	46.176	113.3	13	2:08.024	34.503	46.647	46.874	110.6	37:12.242
14	1						14	2:24.235	35.469	55.224	53.542	98.2	39:36.477
25 LURAUTO MOTORSPORT Mini Cooper Rookie 1.Alex ARTOLA 2.Ibon ARTOLA							37 E2P RACING Mini Cooper Rookie 1.Cata BURGUERA						
1	1	3:07.452	1:09.095	1:03.313	55.044	75.5	1	5:41.747	3:26.629	1:10.851	1:04.267	41.4	5:41.747
2	1	3:15.282 B	34.789	49.310	1:51.183	72.5	2	2:40.483	48.287	57.636	54.560	88.2	8:22.230
3	1	2:11.865	39.936	45.466	46.463	107.4	3	2:27.922	39.617	54.366	53.939	95.7	10:50.152
4	1	2:06.007	33.681	45.734	46.592	112.4	4	2:16.706	36.864	49.574	50.268	103.6	13:06.858
5	1	2:06.271	33.922	45.905	46.444	112.1	5	2:14.739	36.181	48.511	50.047	105.1	15:21.597
6	1	2:11.095	38.839	45.523	46.733	108.0	6	2:12.160	35.291	47.720	49.149	107.1	17:33.757
7	1	2:05.957	33.831	45.609	46.517	112.4	7	2:12.081	35.369	46.932	49.780	107.2	19:45.838
8	1	3:35.835 B	33.967	45.551	2:16.317	65.6	8	2:13.281	35.780	46.966	50.535	106.2	21:59.119
9	1	2:15.519	40.929	47.298	47.292	104.5	9	2:10.068	34.737	46.754	48.577	108.9	24:09.187
10	1	2:09.064	34.770	46.836	47.458	109.7	10	9:02.004 B	34.934	51.921	7:35.149	26.1	33:11.191
11	1	2:12.313	36.151	47.068	49.094	107.0	11	2:21.986	43.928	48.218	49.840	99.7	35:33.177
12	1	2:10.042	36.001	46.807	47.234	108.9	12	2:10.691	35.485	46.997	48.209	108.3	37:43.868
13	1	2:09.028	35.243	46.729	47.056	109.7	13	2:09.082	34.613	46.377	48.092	109.7	39:52.950
14	1	2:12.343	35.928	48.548	47.867	107.0							
15	1	2:08.216	34.565	46.399	47.252	110.4							
16	1	2:09.539	35.277	46.666	47.596	109.3							
17	1	2:13.119	35.051	46.787	51.281	106.4							
27 E2P RACING Mini Cooper 1.Rafael MUNCHARAZ 2.Toni ALBACETE							44 PARADINAS MOTOR Mini Cooper 1.Alejandro ROMERO						
1	1	2:36.161	54.691	52.589	48.881	90.7	1	5:39.863	3:45.328	54.047	1:00.488	41.7	5:39.863
2	1	2:13.844	36.976	49.413	47.455	105.8	2	2:14.172	35.049	51.227	47.896	105.5	7:54.035
3	1	2:04.138	33.166	45.126	45.846	114.1	3	2:08.398	34.502	46.342	47.554	110.3	10:02.433
4	1	2:04.329	33.236	45.097	45.996	113.9	4	3:38.009 B	34.689	46.384	2:16.936	64.9	13:40.442
5	1	2:04.508	33.255	45.330	45.923	113.7	5	2:43.145	50.001	1:00.821	52.323	86.8	16:23.587
6	1	10:24.164 B	35.384	50.225	8:58.555	22.7	6	2:07.943	34.085	46.369	47.489	110.7	18:31.530
7	1	2:17.393	42.606	47.071	47.716	103.1	7	2:08.200	34.402	46.414	47.384	110.4	20:39.730
8	1	2:08.636	34.434	47.033	47.169	110.1	8	2:08.236	34.673	46.469	47.094	110.4	22:47.966
9	1	2:07.803	34.586	46.183	47.034	110.8	9	2:08.445	34.446	46.429	47.570	110.2	24:56.411
10	1	2:06.848	33.998	45.885	46.965	111.6	10	2:20.799	37.946	54.857	47.996	100.6	27:17.210
11	1	2:06.665	33.989	45.597	47.079	111.8	11	2:08.204	34.844	46.212	47.148	110.4	29:25.414
12	1	2:06.766	33.965	45.831	46.970	111.7	12	2:07.764	34.405	46.401	46.958	110.8	31:33.178
13	1	4:13.284 B	39.933	53.487	2:39.864	55.9							
14	1	2:26.324	42.661	56.069	47.594	96.8							
66 OVERCAR Mini Cooper 1.Alvaro VELA 2.Angel RODRIGUEZ							66 OVERCAR Mini Cooper 1.Alvaro VELA 2.Angel RODRIGUEZ						
1	1	4:51.228	3:11.727	51.598	47.903	48.6	1	4:51.228	3:11.727	51.598	47.903	48.6	4:51.228

GT-CER
CAMPEONATO DE ESPAÑA RESISTENCIARACE READY
IBERIAN HISTORIC RACING

CIRCUITO DE NAVARRA



CIRCUITO DE NAVARRA 3.933 m.

COPA RACER
FESTIVAL DE LA VELOCIDAD
Entrenamientos Libres 2

Sector Analysis

— Invalidated Lap

■ Personal Best

■ Session Best

B Crossing the pit lane

Lap	D	Time	Sector 1	Sector 2	Sector 3	Kph	Elapsed	Lap	D	Time	Sector 1	Sector 2	Sector 3	Kph	Elapsed
2	1	2:05.526	33.666	45.690	46.170	112.8	6:56.754								
3	1	2:05.060	33.538	45.004	46.518	113.2	9:01.814								
4	1	2:05.670	33.833	45.552	46.285	112.7	11:07.484								
5	1	2:21.423	42.835	52.723	45.865	100.1	13:28.907								
6	1	2:04.809	33.520	45.249	46.040	113.4	15:33.716								
7	1	2:05.048	33.488	45.187	46.373	113.2	17:38.764								
8	1	2:04.604	33.546	44.880	46.178	113.6	19:43.368								
9	1	4:17.554	B 34.211	45.399	2:57.944	55.0	24:00.922								
10	1	2:12.198	40.876	45.389	45.933	107.1	26:13.120								
11	1	2:05.643	34.126	45.649	45.868	112.7	28:18.763								
12	1	2:05.550	33.824	45.081	46.645	112.8	30:24.313								
13	1	5:19.607	B 34.613	47.704	3:57.290	44.3	35:43.920								
14	1	2:12.558	40.897	45.743	45.918	106.8	37:56.478								
15	1	2:04.128	33.880	44.778	45.470	114.1	40:00.606								

98

LURAUTO MOTORSPORT
1.Miguel TOBARMini Cooper
Rookie

1	1	3:08.216	1:10.156	1:03.524	54.536	75.2	3:08.216								
2	1	2:06.728	34.685	46.167	45.876	111.7	5:14.944								
3	1	2:05.785	33.862	45.768	46.155	112.6	7:20.729								
4	1	3:15.145	B 34.145	49.696	1:51.304	72.6	10:35.874								
5	1	2:22.539	42.040	52.576	47.923	99.3	12:58.413								
6	1	2:15.694	36.091	50.417	49.186	104.3	15:14.107								
7	1	2:06.254	33.738	45.744	46.772	112.1	17:20.361								
8	1	9:15.489	B 37.415	48.546	7:49.528	25.5	26:35.850								
9	1	6:04.999	B 45.563	1:00.128	4:19.308	38.8	32:40.849								
10	1	2:25.976	48.504	50.379	47.093	97.0	35:06.825								
11	1	2:05.881	33.478	45.747	46.656	112.5	37:12.706								
12	1	2:23.347	39.356	54.491	49.500	98.8	39:36.053								
13	1	2:05.106	33.722	45.337	46.047	113.2	41:41.159								

99

PRM RACING
1.Javier SERRANO
2.Cesar MORENOMini Cooper
Rookie

1	1	2:37.453	56.826	51.820	48.807	89.9	2:37.453								
2	1	2:14.860	36.598	50.002	48.260	105.0	4:52.313								
3	1	2:07.920	34.319	46.726	46.875	110.7	7:00.233								
4	1	2:08.190	34.514	46.693	46.983	110.5	9:08.423								
5	1	4:21.351	B 37.065	49.079	2:55.207	54.2	13:29.774								
6	1	2:19.470	42.586	49.382	47.502	101.5	15:49.244								
7	1	2:08.481	34.664	46.718	47.099	110.2	17:57.725								
8	1	2:09.714	34.887	47.301	47.526	109.2	20:07.439								
9	1	4:29.146	B 40.111	50.162	2:58.873	52.6	24:36.585								
10	1	2:14.561	40.781	47.477	46.303	105.2	26:51.146								
11	1	2:05.833	33.674	45.810	46.349	112.5	28:56.979								
12	1	5:47.095	B 34.246	50.159	4:22.690	40.8	34:44.074								
13	1	2:24.434	47.676	48.954	47.804	98.0	37:08.508								
14	1	2:06.843	34.431	45.852	46.560	111.6	39:15.351								
15	1	2:06.068	34.332	45.469	46.267	112.3	41:21.419								