



GT-CER
CAMPEONATO DE ESPAÑA RESISTENCIARACE READY
IBERIAN HISTORIC RACINGCOPA RACER
FESTIVAL DE LA VELOCIDAD
Carrera 1

Sector Analysis

CARRERA 1							CARRERA 2								
Lap	D	Time	Sector 1	Sector 2	Sector 3	Kph	Elapsed	Lap	D	Time	Sector 1	Sector 2	Sector 3	Kph	Elapsed
3 LURAUTO MOTORSPORT 1.Luis CHILLIDA Mini Cooper							1 2 2:15.582 41.558 46.553 47.471 104.4 2:15.582								
1	1	3:13.709	41.030	1:42.273	50.406	73.1	3:13.709	2	2	2:07.819	33.684	46.606	47.529	110.8	4:23.401
2	1	2:07.857	34.608	46.524	46.725	110.7	5:21.566	3	2	2:06.669	34.018	46.017	46.634	111.8	6:30.070
3	1	2:07.090	34.373	46.002	46.715	111.4	7:28.656	4	2	2:05.897	33.647	45.569	46.681	112.5	8:35.967
4	1	2:07.200	34.690	46.199	46.311	111.3	9:35.856	5	2	2:06.827	34.004	46.464	46.359	111.6	10:42.794
5	1	2:07.319	34.370	46.236	46.713	111.2	11:43.175	6	2	2:05.795	33.787	45.409	46.599	112.6	12:48.589
6	1	2:07.442	34.631	46.252	46.559	111.1	13:50.617	7	2	2:05.789	33.668	45.700	46.421	112.6	14:54.378
7	1	2:07.356	34.436	46.202	46.718	111.2	15:57.973	8	2	3:36.496B	33.679	46.165	2:16.652	65.4	18:30.874
8	1	2:07.766	34.421	46.672	46.673	110.8	18:05.739	9	1	2:12.264	39.205	46.287	46.772	107.0	20:43.138
9	1	2:06.953	34.260	45.755	46.938	111.5	20:12.692	10	1	2:05.541	33.591	45.278	46.672	112.8	22:48.679
10	1	2:07.349	34.380	46.209	46.760	111.2	22:20.041	11	1	2:05.914	33.455	45.683	46.776	112.4	24:54.593
11	1	2:07.651	34.239	46.726	46.686	110.9	24:27.692	12	1	2:06.975	33.892	45.511	47.572	111.5	27:01.568
12	1	3:36.332B	34.369	46.069	2:15.894	65.4	28:04.024	13	1	2:07.509	33.735	46.288	47.486	111.0	29:09.077
13	1	2:11.993	39.457	45.929	46.607	107.3	30:16.017	14	1	2:12.667	35.232	48.816	48.619	106.7	31:21.744
14	1	2:06.380	34.125	45.883	46.372	112.0	32:22.397	15	1	2:12.653	35.215	49.144	48.294	106.7	33:34.397
15	1	2:06.731	34.084	45.900	46.747	111.7	34:29.128	14 AVIASTEC RACING 1.Ignacio RODRIGUEZ 2.Álvaro RODRIGUEZ Mini Cooper							
16	1	2:07.333	34.566	45.895	46.872	111.2	36:36.461	1	2	2:10.149	38.723	45.622	45.804	108.8	2:10.149
17	1	2:06.708	34.223	45.988	46.497	111.7	38:43.169	2	2	2:04.594	33.446	45.105	46.043	113.6	4:14.743
18	1	2:08.560	34.522	46.935	47.103	110.1	40:51.729	3	2	2:04.582	33.676	44.863	46.043	113.7	6:19.325
19	1	2:07.180	34.592	46.061	46.527	111.3	42:58.909	4	2	2:04.885	33.697	44.981	46.207	113.4	8:24.210
20	1	2:07.215	34.480	46.048	46.687	111.3	45:06.124	5	2	2:05.035	33.683	45.235	46.117	113.2	10:29.245
21	1	2:07.343	34.395	46.127	46.821	111.2	47:13.467	6	2	2:05.381	33.784	45.391	46.206	112.9	12:34.626
22	1	2:06.781	34.321	45.873	46.587	111.7	49:20.248	7	2	2:05.212	33.803	45.334	46.075	113.1	14:39.838
4 E2P RACING 1.Joanna GRUAU 2.Carlos ESTEBAN Mini Cooper							8	2	2:05.928	34.002	45.686	46.240	112.4	16:45.766	
1	2	2:18.966	43.220	48.079	47.667	101.9	2:18.966	9	2	2:05.614	33.901	45.325	46.388	112.7	18:51.380
2	2	2:09.016	34.626	46.971	47.419	109.7	4:27.982	10	2	2:05.574	33.913	45.424	46.237	112.8	20:56.954
3	2	2:07.350	34.102	46.082	47.166	111.2	6:35.332	11	2	2:05.670	33.744	45.553	46.373	112.7	23:02.624
4	2	2:07.802	34.624	46.112	47.066	110.8	8:43.134	12	2	3:35.853B	33.912	45.380	2:16.561	65.6	26:38.477
5	2	2:07.988	34.138	46.919	46.931	110.6	10:51.122	13	1	2:12.593	40.499	45.694	46.400	106.8	28:51.070
6	2	2:07.650	34.402	46.322	46.926	110.9	12:58.772	14	1	2:06.078	33.790	45.643	46.645	112.3	30:57.148
7	2	2:08.280	33.993	46.776	47.511	110.4	15:07.052	15	1	2:05.721	33.870	45.464	46.387	112.6	33:02.869
8	2	2:07.864	34.818	46.301	46.745	110.7	17:14.916	16	1	2:05.820	34.170	45.398	46.252	112.5	35:08.689
9	2	3:46.475B	34.315	46.890	2:25.270	62.5	21:01.391	17	1	2:05.971	34.014	45.352	46.605	112.4	37:14.660
10	1	2:16.014	42.075	46.557	47.382	104.1	23:17.405	18	1	2:05.983	33.815	45.578	46.590	112.4	39:20.643
11	1	2:09.023	34.658	47.236	47.129	109.7	25:26.428	19	1	2:06.014	33.941	45.579	46.494	112.4	41:26.657
12	1	2:08.314	34.619	46.328	47.367	110.3	27:34.742	20	1	2:05.296	33.783	45.209	46.304	113.0	43:31.953
13	1	2:08.607	34.613	46.359	47.635	110.1	29:43.349	21	1	2:05.122	33.926	45.109	46.087	113.2	45:37.075
14	1	2:08.948	35.370	46.232	47.346	109.8	31:52.297	22	1	2:08.123	34.342	45.745	48.036	110.5	47:45.198
15	1	2:09.488	34.519	46.418	48.551	109.3	34:01.785	15 LURAUTO MOTORSPORT 1.Asi GOROS Mini Cooper							
16	1	2:07.553	34.527	46.090	46.936	111.0	36:09.338	1	1	2:13.150	39.411	46.153	47.586	106.3	2:13.150
17	1	2:08.774	35.037	46.221	47.516	110.0	38:18.112	2	1	2:04.891	33.607	45.391	45.893	113.4	4:18.041
18	1	2:08.926	34.684	46.649	47.593	109.8	40:27.038	3	1	2:05.073	33.844	45.077	46.152	113.2	6:23.114
19	1	2:08.441	34.566	46.187	47.688	110.2	42:35.479	4	1	2:05.247	33.844	45.199	46.204	113.0	8:28.361
20	1	2:08.509	34.649	46.320	47.540	110.2	44:43.988	5	1	2:05.812	33.912	45.291	46.609	112.5	10:34.173
21	1	2:07.734	34.278	46.163	47.293	110.8	46:51.722	6	1	2:05.320	33.740	45.349	46.231	113.0	12:39.493
22	1	2:07.792	34.196	46.550	47.046	110.8	48:59.514	7	1	2:06.004	33.897	45.738	46.369	112.4	14:45.497
6 E2P RACING 1.Marc GRUAU 2.Alex GRUAU Mini Cooper							8	1	2:05.961	33.790	45.814	46.357	112.4	16:51.458	
1	1	2:13.150	39.411	46.153	47.586	106.3	2:13.150	9	1	2:05.519	33.542	45.554	46.423	112.8	18:56.977
2	1	2:04.891	33.607	45.391	45.893	113.4	4:18.041	10	1	2:06.946	34.055	46.255	46.636	111.5	21:03.923
3	1	2:05.073	33.844	45.077	46.152	113.2	6:23.114	11	1	3:34.218B	33.661	45.805	2:14.752	66.1	24:38.141
4	1	2:05.247	33.844	45.199	46.204	113.0	8:28.361	12	1	2:12.510	40.250	45.421	46.839	106.9	26:50.651
5	1	2:05.812	33.912	45.291	46.609	112.5	10:34.173								
6	1	2:05.320	33.740	45.349	46.231	113.0	12:39.493								
7	1	2:06.004	33.897	45.738	46.369	112.4	14:45.497								
8	1	2:05.961	33.790	45.814	46.357	112.4	16:51.458								
9	1	2:05.519	33.542	45.554	46.423	112.8	18:56.977								
10	1	2:06.946	34.055	46.255	46.636	111.5	21:03.923								
11	1	3:34.218B	33.661	45.805	2:14.752	66.1	24:38.141								
12	1	2:12.510	40.250	45.421	46.839	106.9	26:50.651								

GT-CER
CAMPEONATO DE ESPAÑA RESISTENCIARACE READY
IBERIAN HISTORIC RACINGCOPA RACER
FESTIVAL DE LA VELOCIDAD
Carrera 1

Sector Analysis

— Invalidated Lap

■ Personal Best


■ Session Best

B Crossing the pit lane

Lap	D	Time	Sector 1	Sector 2	Sector 3	Kph	Elapsed	Lap	D	Time	Sector 1	Sector 2	Sector 3	Kph	Elapsed
13	1	2:06.314	33.670	46.255	46.389	112.1	28:56.965	18	1	2:05.076	33.391	45.567	46.118	113.2	39:39.034
14	1	2:05.455	33.704	45.609	46.142	112.9	31:02.420	19	1	2:05.109	33.208	45.788	46.113	113.2	41:44.143
15	1	2:06.019	33.542	46.018	46.459	112.4	33:08.439	20	1	2:04.849	33.308	45.517	46.024	113.4	43:48.992
16	1	2:06.030	33.922	45.703	46.405	112.3	35:14.469	21	1	2:04.964	33.264	45.600	46.100	113.3	45:53.956
17	1	2:06.228	33.640	46.290	46.298	112.2	37:20.697	22	1	2:05.338	33.346	45.585	46.407	113.0	47:59.294
18	1	2:06.081	33.755	45.639	46.687	112.3	39:26.778	25 LURAUTO MOTORSPORT Mini Cooper 1.Alex ARTOLA Rookie 2.Ibon ARTOLA							
19	1	2:06.841	34.012	45.841	46.988	111.6	41:33.619	1	2	2:14.137	40.071	45.957	48.109	105.6	2:14.137
20	1	2:07.606	34.169	46.446	46.991	111.0	43:41.225	2	2	2:05.394	33.532	45.358	46.504	112.9	4:19.531
21	1	2:06.547	34.254	45.976	46.317	111.9	45:47.772	3	2	2:05.260	33.759	45.252	46.249	113.0	6:24.791
22	1	2:07.374	34.435	46.051	46.888	111.2	47:55.146	4	2	2:05.547	33.651	45.419	46.477	112.8	8:30.338
17 E2P RACING Mini Cooper 1.Paloma ESCOBAR Rookie 2.Javier ESCOBAR								5	2	2:06.122	33.859	45.456	46.807	112.3	10:36.460
1	2	2:15.134	41.719	46.188	47.227	104.8	2:15.134	6	2	2:05.176	33.690	45.165	46.321	113.1	12:41.636
2	2	2:06.836	33.757	46.166	46.913	111.6	4:21.970	7	2	2:05.555	33.627	45.562	46.366	112.8	14:47.191
3	2	2:07.408	34.477	46.158	46.773	111.1	6:29.378	8	2	2:06.099	33.974	45.595	46.530	112.3	16:53.290
4	2	2:05.986	33.739	45.834	46.413	112.4	8:35.364	9	2	2:07.600	33.817	46.141	47.642	111.0	19:00.890
5	2	2:06.077	33.627	46.094	46.356	112.3	10:41.441	10	2	2:06.240	34.114	45.461	46.665	112.2	21:07.130
6	2	2:05.676	33.621	45.719	46.336	112.7	12:47.117	11	2	3:38.141 B	33.886	45.833	2:18.422	64.9	24:45.271
7	2	2:05.870	33.494	45.839	46.537	112.5	14:52.987	12	1	2:18.435	43.684	46.969	47.782	102.3	27:03.706
8	2	2:05.641	33.603	45.820	46.218	112.7	16:58.628	13	1	2:11.315	37.024	46.859	47.432	107.8	29:15.021
9	2	2:05.848	33.524	45.859	46.465	112.5	19:04.476	14	1	2:09.931	35.552	46.939	47.440	109.0	31:24.952
10	2	3:38.865 B	33.463	46.305	2:19.097	64.7	22:43.341	15	1	2:10.290	36.109	46.800	47.381	108.7	33:35.242
11	1	2:13.788	41.075	45.921	46.792	105.8	24:57.129	16	1	2:10.233	35.657	47.050	47.526	108.7	35:45.475
12	1	2:07.079	33.876	46.277	46.926	111.4	27:04.208	17	1	2:09.684	35.490	46.626	47.568	109.2	37:55.159
13	1	2:07.068	33.833	46.098	47.137	111.4	29:11.276	18	1	2:09.121	35.188	46.708	47.225	109.7	40:04.280
14	1	2:07.894	33.563	46.513	47.818	110.7	31:19.170	19	1	2:09.835	35.390	46.808	47.637	109.1	42:14.115
15	1	2:07.783	33.886	46.273	47.624	110.8	33:26.953	20	1	2:10.544	35.514	46.920	48.110	108.5	44:24.659
16	1	2:07.179	34.083	45.821	47.275	111.3	35:34.132	21	1	2:09.180	35.070	46.786	47.324	109.6	46:33.839
17	1	2:06.985	33.764	46.021	47.200	111.5	37:41.117	22	1	2:10.062	35.037	46.783	48.242	108.9	48:43.901
18	1	2:07.131	33.894	45.636	47.601	111.4	39:48.248	27 E2P RACING Mini Cooper 1.Rafael MUNCHARAZ 2.Toni ALBACETE							
19	1	2:07.892	33.939	46.476	47.477	110.7	41:56.140	1	2	2:10.950	38.879	46.040	46.031	108.1	2:10.950
20	1	2:07.813	33.820	46.357	47.636	110.8	44:03.953	2	2	2:11.475	33.840	48.203	49.432	107.7	4:22.425
21	1	2:08.621	34.085	46.535	48.001	110.1	46:12.574	3	2	2:10.614	35.116	48.044	47.454	108.4	6:33.039
22	1	2:08.923	34.839	45.997	48.087	109.8	48:21.497	4	2	2:07.198	33.929	45.849	47.420	111.3	8:40.237
24 LURAUTO MOTORSPORT Mini Cooper 1.Carlos GONZÁLEZ 2.Ander RAMOS								5	2	2:10.015	34.372	45.967	49.676	108.9	10:50.252
1	2	2:16.062	42.382	46.208	47.472	104.1	2:16.062	28 LURAUTO MOTORSPORT Mini Cooper 1.Rafael VALDÉS 2.Jonathan GÓMEZ							
2	2	2:06.179	33.252	46.138	46.789	112.2	4:22.241	1	1	2:18.211	42.857	47.489	47.865	102.4	2:18.211
3	2	2:04.657	33.690	45.151	45.816	113.6	6:26.898	2	1	2:07.181	34.541	45.856	46.784	111.3	4:25.392
4	2	2:05.486	33.205	45.901	46.380	112.8	8:32.384	3	1	2:08.097	34.966	46.223	46.908	110.5	6:33.489
5	2	2:06.965	35.027	45.536	46.402	111.5	10:39.349	4	1	2:07.166	34.725	45.700	46.741	111.3	8:40.655
6	2	2:05.038	33.154	45.474	46.410	113.2	12:44.387	5	1	2:08.089	34.648	46.045	47.396	110.5	10:48.744
7	2	2:04.678	33.063	45.254	46.361	113.6	14:49.065	6	1	2:08.583	35.006	46.706	46.871	110.1	12:57.327
8	2	2:05.447	33.126	45.895	46.426	112.9	16:54.512	7	1	2:07.999	34.457	46.758	46.784	110.6	15:05.326
9	2	2:05.407	32.984	45.778	46.645	112.9	18:59.919	8	1	2:07.182	34.273	46.133	46.776	111.3	17:12.508
10	2	2:05.056	33.164	45.577	46.315	113.2	21:04.975	9	1	3:37.620 B	34.789	46.479	2:16.352	65.1	20:50.128
11	2	3:34.974 B	33.417	45.779	2:15.778	65.9	24:39.949	10	2	2:11.291	39.322	45.542	46.427	107.8	23:01.419
12	2	2:20.602 B	39.052	45.898	55.652	100.7	27:00.551	11	2	2:05.956	33.817	45.653	46.486	112.4	25:07.375
13	1	2:11.820	39.750	45.767	46.303	107.4	29:12.371	12	2	2:06.097	33.991	45.570	46.536	112.3	27:13.472
14	1	2:06.024	33.627	45.927	46.470	112.4	31:18.395								
15	1	2:05.302	33.266	45.762	46.274	113.0	33:23.697								
16	1	2:05.169	33.241	45.664	46.264	113.1	35:28.866								
17	1	2:05.092	33.131	45.860	46.101	113.2	37:33.958								

GT-CER
CAMPEONATO DE ESPAÑA RESISTENCIARACE READY
IBERIAN HISTORIC RACING

CIRCUITO DE NAVARRA

COPA RACER
FESTIVAL DE LA VELOCIDAD
Carrera 1

Sector Analysis

— Invalidated Lap

■ Personal Best

■ Session Best

B Crossing the pit lane

Lap	D	Time	Sector 1	Sector 2	Sector 3	Kph	Elapsed	Lap	D	Time	Sector 1	Sector 2	Sector 3	Kph	Elapsed
13	2	2:05.610	33.721	45.540	46.349	112.7	29:19.082	18	1	2:08.628	34.689	46.641	47.298	110.1	40:26.301
14	2	2:06.316	34.087	45.594	46.635	112.1	31:25.398	19	1	2:08.354	34.496	46.209	47.649	110.3	42:34.655
15	2	2:06.341	34.003	45.937	46.401	112.1	33:31.739	20	1	2:08.031	34.643	46.285	47.103	110.6	44:42.686
16	2	2:05.825	33.975	45.566	46.284	112.5	35:37.564	21	1	2:07.886	34.367	46.270	47.249	110.7	46:50.572
17	2	2:05.924	33.898	45.809	46.217	112.4	37:43.488	22	1	2:08.389	34.634	46.509	47.246	110.3	48:58.961
18	2	2:06.175	34.008	45.644	46.523	112.2	39:49.663								
19	2	2:07.732	34.090	45.906	47.736	110.8	41:57.395								
20	2	2:07.144	33.879	45.937	47.328	111.4	44:04.539								
21	2	2:07.640	33.865	46.675	47.100	110.9	46:12.179								
22	2	2:06.475	34.181	45.736	46.558	111.9	48:18.654								

37		E2P RACING		Mini Cooper			
		1.Cata BURGUERA		Rookie			
1	1	2:22.904	45.055	48.742	49.107	99.1	2:22.904
2	1	2:10.425	35.036	47.327	48.062	108.6	4:33.329
3	1	2:11.837	37.044	46.764	48.029	107.4	6:45.166
4	1	2:10.844	35.252	46.780	48.812	108.2	8:56.010
5	1	2:09.321	35.137	46.760	47.424	109.5	11:05.331
6	1	2:09.460	34.832	46.466	48.162	109.4	13:14.791
7	1	2:12.513	35.325	47.972	49.216	106.8	15:27.304
8	1	3:44.271 B	34.691	48.162	2:21.418	63.1	19:11.575
9	1	2:14.977	40.493	46.626	47.858	104.9	21:26.552
10	1	2:08.648	34.671	46.678	47.299	110.1	23:35.200
11	1	2:09.454	34.596	47.031	47.827	109.4	25:44.654
12	1	2:10.443	34.926	47.034	48.483	108.5	27:55.097
13	1	2:08.902	34.835	46.629	47.438	109.8	30:03.999
14	1	2:09.137	34.649	46.868	47.620	109.6	32:13.136
15	1	2:09.658	34.456	47.397	47.805	109.2	34:22.794
16	1	2:08.980	34.678	46.169	48.133	109.8	36:31.774
17	1	2:09.438	34.626	47.072	47.740	109.4	38:41.212
18	1	2:11.848	35.732	48.471	47.645	107.4	40:53.060
19	1	2:08.742	34.565	46.174	48.003	110.0	43:01.802
20	1	2:09.032	34.327	46.419	48.286	109.7	45:10.834
21	1	2:11.294	35.193	47.602	48.499	107.8	47:22.128
22	1	2:10.278	34.831	46.540	48.907	108.7	49:32.406

44		PARADINAS MOTOR		Mini Cooper			
		1.Alejandro ROMERO					
1	1	2:17.640	42.403	47.403	47.834	102.9	2:17.640
2	1	2:07.471	34.361	45.925	47.185	111.1	4:25.111
3	1	2:07.443	34.343	45.965	47.135	111.1	6:32.554
4	1	2:07.247	34.193	45.716	47.338	111.3	8:39.801
5	1	2:08.696	34.459	46.043	48.194	110.0	10:48.497
6	1	2:08.483	35.005	46.206	47.272	110.2	12:56.980
7	1	2:09.704	34.485	47.667	47.552	109.2	15:06.684
8	1	2:11.545	35.387	47.698	48.460	107.6	17:18.229
9	1	2:11.580	35.789	47.968	47.823	107.6	19:29.809
10	1	2:10.368	35.541	46.931	47.896	108.6	21:40.177
11	1	3:39.414 B	35.419	47.067	2:16.928	64.5	25:19.591
12	1	2:14.784	41.023	46.300	47.461	105.0	27:34.375
13	1	2:08.846	34.458	46.446	47.942	109.9	29:43.221
14	1	2:08.699	35.093	46.197	47.409	110.0	31:51.920
15	1	2:08.327	34.362	46.464	47.501	110.3	34:00.247
16	1	2:08.614	34.602	46.218	47.794	110.1	36:08.861
17	1	2:08.812	34.921	46.450	47.441	109.9	38:17.673

66		OVERCAR		Mini Cooper	
		1.Alvaro VELA			
		2.Angel RODRIGUEZ			

1	2	2:11.558	39.739	45.763	46.056	107.6	2:11.558
2	2	2:04.720	33.828	45.337	45.555	113.5	4:16.278
3	2	2:03.943	33.521	44.704	45.718	114.2	6:20.221
4	2	2:05.217	33.774	45.031	46.412	113.1	8:25.438
5	2	2:05.661	33.825	45.467	46.369	112.7	10:31.099
6	2	2:06.338	34.456	45.413	46.469	112.1	12:37.437
7	2	2:06.115	34.227	45.418	46.470	112.3	14:43.552
8	2	2:06.788	34.252	45.392	47.144	111.7	16:50.340
9	2	2:06.162	33.980	45.476	46.706	112.2	18:56.502
10	2	3:42.155 B	34.516	46.484	2:21.155	63.7	22:38.657
11	1	2:14.140	41.728	46.019	46.393	105.6	24:52.797
12	1	2:06.211	34.377	45.670	46.164	112.2	26:59.008
13	1	2:05.182	33.816	45.177	46.189	113.1	29:04.190
14	1	2:06.449	34.020	45.950	46.479	112.0	31:10.639
15	1	2:06.059	33.870	45.595	46.594	112.3	33:16.698
16	1	2:05.541	33.883	45.267	46.391	112.8	35:22.239
17	1	2:05.937	34.064	45.404	46.469	112.4	37:28.176
18	1	2:06.301	34.003	45.674	46.624	112.1	39:34.477
19	1	2:06.333	34.085	45.732	46.516	112.1	41:40.810
20	1	2:05.698	33.998	45.467	46.233	112.6	43:46.508
21	1	2:05.509	34.237	45.219	46.053	112.8	45:52.017
22	1	2:06.010	33.864	45.474	46.672	112.4	47:58.027

98		LURAUTO MOTORSPORT		Mini Cooper	
		1.Miguel TOBAR		Rookie	


1	1	2:14.783	40.546	46.256	47.981	105.0	2:14.783
2	1	2:05.736	33.692	45.503	46.541	112.6	4:20.519
3	1	2:05.721	33.826	45.614	46.281	112.6	6:26.240
4	1	2:05.683	33.605	45.797	46.281	112.7	8:31.923
5	1	2:10.422	37.789	45.998	46.635	108.6	10:42.345
6	1	2:05.638	33.698	45.623	46.317	112.7	12:47.983
7	1	2:05.641	33.532	45.517	46.592	112.7	14:53.624
8	1	2:06.344	33.618	45.817	46.909	112.1	16:59.968
9	1	2:06.005	33.728	45.745	46.532	112.4	19:05.973
10	1	2:06.282	33.649	46.040	46.593	112.1	21:12.255
11	1	3:32.189 B	33.602	45.631	2:12.956	66.7	24:44.444
12	1	2:13.309	41.054	46.109	46.146	106.2	26:57.753
13	1	2:05.834	33.766	45.708	46.360	112.5	29:03.587
14	1	2:07.864	33.955	47.252	46.657	110.7	31:11.451
15	1	2:05.938	33.591	45.915	46.432	112.4	33:17.389
16	1	2:06.005	33.750	45.865	46.390	112.4	35:23.394
17	1	2:05.791	33.565	45.832	46.394	112.6	37:29.185
18	1	2:06.300	33.866	46.133	46.301	112.1	39:35.485
19	1	2:06.032	33.941	45.857	46.234	112.3	41:41.517
20	1	2:06.172	33.656	46.185	46.331	112.2	43:47.689
21	1	2:06.085	33.534	45.895	46.656	112.3	45:53.774
22	1	2:06.770	34.414	45.774	46.582	111.7	48:00.544



GT-CER
CAMPEONATO DE ESPAÑA RESISTENCIA



RACE READY
IBERIAN HISTORIC RACING



COPA RACER

FESTIVAL DE LA VELOCIDAD

Carrera 1

Sector Analysis

CIRCUITO DE NAVARRA 3.933 m.

— Invalidated Lap

■ Personal Best

■ Session Best

B Crossing the pit lane

Lap	D	Time	Sector 1	Sector 2	Sector 3	Kph	Elapsed	Lap	D	Time	Sector 1	Sector 2	Sector 3	Kph	Elapsed
		99	PRM RACING				Mini Cooper								
			1.Javier SERRANO				Rookie								
			2.Cesar MORENO												
1	2	2:16.917	42.188	46.869	47.860	103.4	2:16.917								
2	2	2:06.892	33.707	45.858	47.327	111.6	4:23.809								
3	2	2:06.872	34.186	46.091	46.595	111.6	6:30.681								
4	2	2:06.198	33.670	45.826	46.702	112.2	8:36.879								
5	2	2:06.522	34.080	46.064	46.378	111.9	10:43.401								
6	2	2:06.268	33.847	45.787	46.634	112.1	12:49.669								
7	2	2:05.807	33.852	45.514	46.441	112.5	14:55.476								
8	2	2:06.149	33.886	45.543	46.720	112.2	17:01.625								
9	2	2:07.430	34.101	45.742	47.587	111.1	19:09.055								
10	2	3:33.566 B	33.910	45.831	2:13.825	66.3	22:42.621								
11	1	2:15.334	41.432	47.128	46.774	104.6	24:57.955								
12	1	2:06.981	34.233	45.845	46.903	111.5	27:04.936								
13	1	2:07.325	34.723	45.758	46.844	111.2	29:12.261								
14	1	2:09.099	34.823	46.576	47.700	109.7	31:21.360								
15	1	2:07.130	34.397	45.756	46.977	111.4	33:28.490								
16	1	2:07.040	34.476	46.071	46.493	111.5	35:35.530								
17	1	2:06.741	34.048	45.816	46.877	111.7	37:42.271								
18	1	2:06.386	34.116	45.461	46.809	112.0	39:48.657								
19	1	2:07.817	34.261	46.111	47.445	110.8	41:56.474								
20	1	2:08.391	33.963	46.223	48.205	110.3	44:04.865								
21	1	2:07.981	34.098	46.462	47.421	110.6	46:12.846								
22	1	2:09.026	34.870	46.111	48.045	109.7	48:21.872								