



GT-CER
CAMPEONATO DE ESPAÑA RESISTENCIARACE READY
IBERIAN HISTORIC RACING

COPA RACER FESTIVAL DE LA VELOCIDAD Carrera 2

Sector Analysis


| CIRCUITO DE NAVARRA 3.933 m. | | | | | | | | | | | | | | | | | | | |
|---|--|------|-------------------|----------|----------|----------|---------|-------------|----|------|--|----------|-------------------|----------|---------|---|-------|-----------|--|
| — Invalidated Lap ■ Personal Best ■ Session Best ■ Crossing the pit lane | | | | | | | | | | | | | | | | | | | |
| Lap | D | Time | Sector 1 | Sector 2 | Sector 3 | Kph | Elapsed | Lap | D | Time | Sector 1 | Sector 2 | Sector 3 | Kph | Elapsed | | | | |
| 3 | LURAUTO MOTORSPORT 1.Luis CHILLIDA | | | | | | | Mini Cooper | | | | | | | | | | | |
| | 1 | 1 | 2:16.783 | 42.757 | 47.525 | 46.501 | 103.5 | 2:16.783 | 8 | 1 | 2:05.866 | 33.548 | 45.560 | 46.758 | 112.5 | 16:54.701 | | | |
| | 2 | 1 | 2:06.957 | 34.282 | 45.823 | 46.852 | 111.5 | 4:23.740 | 9 | 1 | 2:06.702 | 33.845 | 45.781 | 47.076 | 111.7 | 19:01.403 | | | |
| | 3 | 1 | 2:07.002 | 34.427 | 45.766 | 46.809 | 111.5 | 6:30.742 | 10 | 1 | 2:05.971 | 33.710 | 45.684 | 46.577 | 112.4 | 21:07.374 | | | |
| | 4 | 1 | 2:06.787 | 34.393 | 45.863 | 46.531 | 111.7 | 8:37.529 | 11 | 1 | 2:07.118 | 33.744 | 45.860 | 47.514 | 111.4 | 23:14.492 | | | |
| | 5 | 1 | 2:06.942 | 34.459 | 45.858 | 46.625 | 111.5 | 10:44.471 | 12 | 1 | 3:35.575 B | 33.886 | 46.828 | 2:14.861 | 65.7 | 26:50.067 | | | |
| | 6 | 1 | 2:06.578 | 34.251 | 45.760 | 46.567 | 111.9 | 12:51.049 | 13 | 2 | 2:12.462 | 40.527 | 45.549 | 46.386 | 106.9 | 29:02.529 | | | |
| | 7 | 1 | 2:07.529 | 34.212 | 46.092 | 47.225 | 111.0 | 14:58.578 | 14 | 2 | 2:05.173 | 33.614 | 45.418 | 46.141 | 113.1 | 31:07.702 | | | |
| | 8 | 1 | 2:07.458 | 34.165 | 46.344 | 46.949 | 111.1 | 17:06.036 | 15 | 2 | 2:06.174 | 34.214 | 45.408 | 46.552 | 112.2 | 33:13.876 | | | |
| | 9 | 1 | 2:07.938 | 34.286 | 46.523 | 47.129 | 110.7 | 19:13.974 | 16 | 2 | 2:06.210 | 33.706 | 46.052 | 46.452 | 112.2 | 35:20.086 | | | |
| | 10 | 1 | 3:22.866 B | 34.134 | 45.618 | 2:03.114 | 69.8 | 22:36.840 | 17 | 2 | 2:06.389 | 33.840 | 45.800 | 46.749 | 112.0 | 37:26.475 | | | |
| | 11 | 1 | 2:16.539 | 44.424 | 45.748 | 46.367 | 103.7 | 24:53.379 | 18 | 2 | 2:06.299 | 33.737 | 45.922 | 46.640 | 112.1 | 39:32.774 | | | |
| | 12 | 1 | 2:05.962 | 33.918 | 45.828 | 46.216 | 112.4 | 26:59.341 | 19 | 2 | 2:06.207 | 34.168 | 45.570 | 46.469 | 112.2 | 41:38.981 | | | |
| | 13 | 1 | 2:06.078 | 33.996 | 45.658 | 46.424 | 112.3 | 29:05.419 | 20 | 2 | 2:05.567 | 33.657 | 45.380 | 46.530 | 112.8 | 43:44.548 | | | |
| | 14 | 1 | 2:06.188 | 34.137 | 45.471 | 46.580 | 112.2 | 31:11.607 | 21 | 2 | 2:05.450 | 33.851 | 45.232 | 46.367 | 112.9 | 45:49.998 | | | |
| | 15 | 1 | 2:06.399 | 34.024 | 45.861 | 46.514 | 112.0 | 33:18.006 | 22 | 2 | 2:06.164 | 33.892 | 45.784 | 46.488 | 112.2 | 47:56.162 | | | |
| | 16 | 1 | 2:06.657 | 34.203 | 45.668 | 46.786 | 111.8 | 35:24.663 | | | | | | | | 14 AVIASTEC RACING 1.Ignacio RODRIGUEZ 2.Álvaro RODRIGUEZ | | | |
| | 17 | 1 | 2:06.624 | 33.910 | 45.781 | 46.933 | 111.8 | 37:31.287 | 1 | 1 | 2:13.412 | 40.490 | 46.280 | 46.642 | 106.1 | 2:13.412 | | | |
| | 18 | 1 | 2:06.137 | 34.160 | 45.515 | 46.462 | 112.2 | 39:37.424 | 2 | 1 | 2:05.867 | 33.960 | 45.430 | 46.477 | 112.5 | 4:19.279 | | | |
| | 19 | 1 | 2:06.983 | 34.578 | 45.867 | 46.538 | 111.5 | 41:44.407 | 3 | 1 | 2:06.181 | 33.966 | 45.743 | 46.472 | 112.2 | 6:25.460 | | | |
| | 20 | 1 | 2:06.685 | 34.161 | 45.743 | 46.781 | 111.8 | 43:51.092 | 4 | 1 | 2:05.808 | 34.070 | 45.416 | 46.322 | 112.5 | 8:31.268 | | | |
| | 21 | 1 | 2:06.852 | 34.007 | 46.103 | 46.742 | 111.6 | 45:57.944 | 5 | 1 | 2:05.890 | 33.828 | 45.436 | 46.626 | 112.5 | 10:37.158 | | | |
| | 22 | 1 | 2:07.572 | 33.752 | 46.702 | 47.118 | 111.0 | 48:05.516 | 6 | 1 | 2:05.545 | 33.851 | 45.378 | 46.316 | 112.8 | 12:42.703 | | | |
| | | | | | | | | | | | 7 | 1 | 2:06.110 | 33.891 | 45.374 | 46.845 | 112.3 | 14:48.813 | |
| | | | | | | | | | | | 8 | 1 | 2:06.624 | 34.191 | 45.693 | 46.740 | 111.8 | 16:55.437 | |
| | | | | | | | | | | | 9 | 1 | 2:06.345 | 33.903 | 45.788 | 46.654 | 112.1 | 19:01.782 | |
| | | | | | | | | | | | 10 | 1 | 2:06.225 | 33.945 | 45.716 | 46.564 | 112.2 | 21:08.007 | |
| | | | | | | | | | | | 11 | 1 | 2:06.722 | 33.948 | 45.682 | 47.092 | 111.7 | 23:14.729 | |
| | | | | | | | | | | | 12 | 1 | 2:06.061 | 34.164 | 45.540 | 46.357 | 112.3 | 25:20.790 | |
| | | | | | | | | | | | 13 | 1 | 3:35.278 B | 34.076 | 45.277 | 2:15.925 | 65.8 | 28:56.068 | |
| | | | | | | | | | | | 14 | 2 | 2:13.327 | 41.025 | 45.432 | 46.870 | 106.2 | 31:09.395 | |
| | | | | | | | | | | | 15 | 2 | 2:06.200 | 34.117 | 45.459 | 46.624 | 112.2 | 33:15.595 | |
| | | | | | | | | | | | 16 | 2 | 2:06.052 | 34.002 | 45.495 | 46.555 | 112.3 | 35:21.647 | |
| | | | | | | | | | | | 17 | 2 | 2:06.991 | 34.453 | 45.860 | 46.678 | 111.5 | 37:28.638 | |
| | | | | | | | | | | | 18 | 2 | 2:05.879 | 33.962 | 45.531 | 46.386 | 112.5 | 39:34.517 | |
| | | | | | | | | | | | 19 | 2 | 2:06.246 | 33.934 | 45.761 | 46.551 | 112.2 | 41:40.763 | |
| | | | | | | | | | | | 20 | 2 | 2:06.499 | 34.107 | 45.746 | 46.646 | 111.9 | 43:47.262 | |
| | | | | | | | | | | | 21 | 2 | 2:06.776 | 34.047 | 46.137 | 46.592 | 111.7 | 45:54.038 | |
| | | | | | | | | | | | 22 | 2 | 2:06.632 | 33.968 | 45.691 | 46.973 | 111.8 | 48:00.670 | |
| | | | | | | | | | | | 15 LURAUTO MOTORSPORT 1.Asi GOROS | | | | | | | | |
| | | | | | | | | | | | 1 | 1 | 2:13.951 | 40.679 | 46.552 | 46.720 | 105.7 | 2:13.951 | |
| | | | | | | | | | | | 2 | 1 | 2:06.178 | 34.005 | 45.611 | 46.562 | 112.2 | 4:20.129 | |
| | | | | | | | | | | | 3 | 1 | 2:06.175 | 33.786 | 45.954 | 46.435 | 112.2 | 6:26.304 | |
| | | | | | | | | | | | 4 | 1 | 2:06.095 | 33.771 | 45.827 | 46.497 | 112.3 | 8:32.399 | |
| | | | | | | | | | | | 5 | 1 | 2:06.099 | 33.893 | 45.728 | 46.478 | 112.3 | 10:38.498 | |
| | | | | | | | | | | | 6 | 1 | 2:05.682 | 33.644 | 45.684 | 46.354 | 112.7 | 12:44.180 | |
| | | | | | | | | | | | 7 | 1 | 2:06.613 | 33.880 | 45.792 | 46.941 | 111.8 | 14:50.793 | |
| | | | | | | | | | | | 8 | 1 | 2:06.628 | 33.871 | 45.824 | 46.933 | 111.8 | 16:57.421 | |
| | | | | | | | | | | | 9 | 1 | 2:07.751 | 34.622 | 46.252 | 46.877 | 110.8 | 19:05.172 | |
| | | | | | | | | | | | 10 | 1 | 2:06.196 | 33.751 | 45.894 | 46.551 | 112.2 | 21:11.368 | |
| | | | | | | | | | | | 11 | 1 | 3:31.850 B | 34.190 | 45.976 | 2:11.684 | 66.8 | 24:43.218 | |
| | | | | | | | | | | | 12 | 1 | 2:14.547 | 41.872 | 45.987 | 46.688 | 105.2 | 26:57.765 | |

GT-CER
CAMPEONATO DE ESPAÑA RESISTENCIARACE READY
IBERIAN HISTORIC RACINGCOPA RACER
FESTIVAL DE LA VELOCIDAD
Carrera 2

Sector Analysis

— Invalidated Lap
 ■ Personal Best
 ■ Session Best
 ■ B Crossing the pit lane

| Lap | D | Time | Sector 1 | Sector 2 | Sector 3 | Kph | Elapsed | Lap | D | Time | Sector 1 | Sector 2 | Sector 3 | Kph | Elapsed | | | | | | | |
|--|---|-----------------|-----------------|---------------|---------------|-------|-----------|--|---|-----------------|-----------------|---------------|---------------|-------|-----------|---|----------|--------|--------|--------|-------|-----------|
| 13 | 1 | 2:05.899 | 33.419 | 45.734 | 46.746 | 112.5 | 29:03.664 | 18 | 2 | 2:05.643 | 33.465 | 45.693 | 46.485 | 112.7 | 39:22.220 | | | | | | | |
| 14 | 1 | 2:07.607 | 33.808 | 46.712 | 47.087 | 111.0 | 31:11.271 | 19 | 2 | 2:06.757 | 33.858 | 45.860 | 47.039 | 111.7 | 41:28.977 | | | | | | | |
| 15 | 1 | 2:06.157 | 33.676 | 45.749 | 46.732 | 112.2 | 33:17.428 | 20 | 2 | 2:05.689 | 33.494 | 45.948 | 46.247 | 112.6 | 43:34.666 | | | | | | | |
| 16 | 1 | 2:06.380 | 33.726 | 46.060 | 46.594 | 112.0 | 35:23.808 | 21 | 2 | 2:06.464 | 33.486 | 46.185 | 46.793 | 112.0 | 45:41.130 | | | | | | | |
| 17 | 1 | 2:06.551 | 33.995 | 46.126 | 46.430 | 111.9 | 37:30.359 | 22 | 2 | 2:05.620 | 33.398 | 45.693 | 46.529 | 112.7 | 47:46.750 | | | | | | | |
| 18 | 1 | 2:06.467 | 33.760 | 45.904 | 46.803 | 112.0 | 39:36.826 | <div style="border: 1px solid black; padding: 5px;"> 25 LURAUTO MOTORSPORT Mini Cooper Rookie 1.Alex ARTOLA 2.Ibon ARTOLA </div> | | | | | | | | | | | | | | |
| 19 | 1 | 2:06.850 | 33.924 | 45.761 | 47.165 | 111.6 | 41:43.676 | | | | | | | | | | | | | | | |
| 20 | 1 | 2:06.854 | 33.939 | 45.744 | 47.171 | 111.6 | 43:50.530 | | | | | | | | | | | | | | | |
| 21 | 1 | 2:06.539 | 33.867 | 45.901 | 46.771 | 111.9 | 45:57.069 | | | | | | | | | | | | | | | |
| 22 | 1 | 2:08.037 | 33.798 | 46.696 | 47.543 | 110.6 | 48:05.106 | | | | | | | | | | | | | | | |
| <div style="border: 1px solid black; padding: 5px;"> 17 E2P RACING Mini Cooper Rookie 1.Paloma ESCOBAR 2.Javier ESCOBAR </div> | | | | | | | | | | | | | | | 1 | 1 | 2:21.449 | 44.952 | 48.334 | 48.163 | 100.1 | 2:21.449 |
| | | | | | | | | | | | | | | | 2 | 1 | 2:09.220 | 35.091 | 46.763 | 47.366 | 109.6 | 4:30.669 |
| | | | | | | | | | | | | | | | 3 | 1 | 2:09.110 | 35.288 | 46.470 | 47.352 | 109.7 | 6:39.779 |
| | | | | | | | | | | | | | | | 4 | 1 | 2:09.322 | 35.115 | 46.629 | 47.578 | 109.5 | 8:49.101 |
| | | | | | | | | | | | | | | | 5 | 1 | 2:08.471 | 35.229 | 46.352 | 46.890 | 110.2 | 10:57.572 |
| | | | | | | | | 6 | 1 | 2:08.529 | 34.669 | 46.486 | 47.374 | 110.2 | 13:06.101 | | | | | | | |
| | | | | | | | | 7 | 1 | 2:08.867 | 34.781 | 46.499 | 47.587 | 109.9 | 15:14.968 | | | | | | | |
| | | | | | | | | 8 | 1 | 2:10.121 | 35.087 | 46.907 | 48.127 | 108.8 | 17:25.089 | | | | | | | |
| | | | | | | | | 9 | 1 | 2:09.740 | 35.228 | 46.666 | 47.846 | 109.1 | 19:34.829 | | | | | | | |
| | | | | | | | | 10 | 1 | 3:49.125 | B 35.066 | 47.275 | 2:26.784 | 61.8 | 23:23.954 | | | | | | | |
| 11 | 2 | 2:11.247 | 38.988 | 45.880 | 46.379 | 107.9 | 25:35.201 | | | | | | | | | | | | | | | |
| 12 | 2 | 2:06.326 | 34.242 | 45.592 | 46.492 | 112.1 | 27:41.527 | | | | | | | | | | | | | | | |
| 13 | 2 | 2:06.146 | 33.892 | 45.484 | 46.770 | 112.2 | 29:47.673 | | | | | | | | | | | | | | | |
| 14 | 2 | 2:05.659 | 33.807 | 45.502 | 46.350 | 112.7 | 31:53.332 | | | | | | | | | | | | | | | |
| 15 | 2 | 2:06.624 | 33.810 | 45.726 | 47.088 | 111.8 | 33:59.956 | | | | | | | | | | | | | | | |
| 16 | 2 | 2:06.818 | 33.623 | 46.408 | 46.787 | 111.6 | 36:06.774 | | | | | | | | | | | | | | | |
| 17 | 2 | 2:07.222 | 34.299 | 46.035 | 46.888 | 111.3 | 38:13.996 | | | | | | | | | | | | | | | |
| 18 | 2 | 2:06.826 | 34.255 | 45.577 | 46.994 | 111.6 | 40:20.822 | | | | | | | | | | | | | | | |
| 19 | 2 | 2:06.980 | 33.650 | 46.653 | 46.677 | 111.5 | 42:27.802 | | | | | | | | | | | | | | | |
| 20 | 2 | 2:06.767 | 33.958 | 45.750 | 47.059 | 111.7 | 44:34.569 | | | | | | | | | | | | | | | |
| 21 | 2 | 2:06.328 | 33.841 | 45.622 | 46.865 | 112.1 | 46:40.897 | | | | | | | | | | | | | | | |
| 22 | 2 | 2:06.463 | 33.639 | 45.895 | 46.929 | 112.0 | 48:47.360 | | | | | | | | | | | | | | | |
| <div style="border: 1px solid black; padding: 5px;"> 27 E2P RACING Mini Cooper 1.Rafael MUNCHARAZ 2.Toni ALBACETE </div> | | | | | | | | 1 | 1 | 2:19.461 | 42.383 | 49.172 | 47.906 | 101.5 | 2:19.461 | | | | | | | |
| | | | | | | | | 2 | 1 | 2:07.598 | 34.116 | 46.406 | 47.076 | 111.0 | 4:27.059 | | | | | | | |
| | | | | | | | | 3 | 1 | 2:08.787 | 34.562 | 45.887 | 48.338 | 109.9 | 6:35.846 | | | | | | | |
| | | | | | | | | 4 | 1 | 2:08.535 | 34.156 | 46.668 | 47.711 | 110.2 | 8:44.381 | | | | | | | |
| | | | | | | | | 5 | 1 | 2:08.165 | 34.108 | 46.938 | 47.119 | 110.5 | 10:52.546 | | | | | | | |
| | | | | | | | | 6 | 1 | 2:08.505 | 34.204 | 46.348 | 47.953 | 110.2 | 13:01.051 | | | | | | | |
| | | | | | | | | 7 | 1 | 2:07.816 | 34.776 | 45.730 | 47.310 | 110.8 | 15:08.867 | | | | | | | |
| | | | | | | | | 8 | 1 | 2:10.018 | 34.488 | 46.075 | 49.455 | 108.9 | 17:18.885 | | | | | | | |
| | | | | | | | | 9 | 1 | 2:07.735 | 34.055 | 46.314 | 47.366 | 110.8 | 19:26.620 | | | | | | | |
| | | | | | | | | 10 | 1 | 3:36.051 | B 33.920 | 46.373 | 2:15.758 | 65.5 | 23:02.671 | | | | | | | |
| 11 | 2 | 2:10.913 | 39.352 | 45.436 | 46.125 | 108.2 | 25:13.584 | | | | | | | | | | | | | | | |
| 12 | 2 | 2:05.493 | 33.215 | 45.191 | 47.087 | 112.8 | 27:19.077 | | | | | | | | | | | | | | | |
| 13 | 2 | 2:06.133 | 33.365 | 46.243 | 46.525 | 112.3 | 29:25.210 | | | | | | | | | | | | | | | |
| 14 | 2 | 2:05.434 | 33.520 | 45.509 | 46.405 | 112.9 | 31:30.644 | | | | | | | | | | | | | | | |
| 15 | 2 | 2:05.029 | 33.222 | 45.403 | 46.404 | 113.2 | 33:35.673 | | | | | | | | | | | | | | | |
| 16 | 2 | 2:05.356 | 33.469 | 45.476 | 46.411 | 112.9 | 35:41.029 | | | | | | | | | | | | | | | |
| 17 | 2 | 2:05.731 | 33.161 | 45.145 | 47.425 | 112.6 | 37:46.760 | | | | | | | | | | | | | | | |
| 18 | 2 | 2:05.525 | 33.943 | 45.308 | 46.274 | 112.8 | 39:52.285 | | | | | | | | | | | | | | | |
| 19 | 2 | 2:06.285 | 33.308 | 45.968 | 47.009 | 112.1 | 41:58.570 | | | | | | | | | | | | | | | |
| 20 | 2 | 2:05.427 | 33.714 | 45.583 | 46.130 | 112.9 | 44:03.997 | | | | | | | | | | | | | | | |
| 21 | 2 | 2:05.042 | 33.462 | 45.411 | 46.169 | 113.2 | 46:09.039 | | | | | | | | | | | | | | | |
| 22 | 2 | 2:04.918 | 33.517 | 45.152 | 46.249 | 113.3 | 48:13.957 | | | | | | | | | | | | | | | |
| <div style="border: 1px solid black; padding: 5px;"> 24 LURAUTO MOTORSPORT Mini Cooper 1.Carlos GONZÁLEZ 2.Ander RAMOS </div> | | | | | | | | 1 | 1 | 2:11.767 | 39.729 | 45.852 | 46.186 | 107.5 | 2:11.767 | | | | | | | |
| | | | | | | | | 2 | 1 | 2:04.865 | 33.336 | 45.636 | 45.893 | 113.4 | 4:16.632 | | | | | | | |
| | | | | | | | | 3 | 1 | 2:04.777 | 33.340 | 45.583 | 45.854 | 113.5 | 6:21.409 | | | | | | | |
| | | | | | | | | 4 | 1 | 2:04.721 | 33.166 | 45.468 | 46.087 | 113.5 | 8:26.130 | | | | | | | |
| | | | | | | | | 5 | 1 | 2:05.057 | 33.436 | 45.504 | 46.117 | 113.2 | 10:31.187 | | | | | | | |
| | | | | | | | | 6 | 1 | 2:05.382 | 33.506 | 45.852 | 46.024 | 112.9 | 12:36.569 | | | | | | | |
| | | | | | | | | 7 | 1 | 2:04.981 | 33.227 | 45.544 | 46.210 | 113.3 | 14:41.550 | | | | | | | |
| | | | | | | | | 8 | 1 | 2:05.170 | 33.392 | 45.555 | 46.223 | 113.1 | 16:46.720 | | | | | | | |
| | | | | | | | | 9 | 1 | 2:05.617 | 33.546 | 45.672 | 46.399 | 112.7 | 18:52.337 | | | | | | | |
| | | | | | | | | 10 | 1 | 2:05.531 | 33.265 | 45.776 | 46.490 | 112.8 | 20:57.868 | | | | | | | |
| 11 | 1 | 2:05.363 | 33.187 | 45.980 | 46.196 | 112.9 | 23:03.231 | | | | | | | | | | | | | | | |
| 12 | 1 | 3:34.844 | B 33.492 | 45.712 | 2:15.640 | 65.9 | 26:38.075 | | | | | | | | | | | | | | | |
| 13 | 2 | 2:12.856 | 39.835 | 46.425 | 46.596 | 106.6 | 28:50.931 | | | | | | | | | | | | | | | |
| 14 | 2 | 2:06.701 | 33.929 | 45.997 | 46.775 | 111.7 | 30:57.632 | | | | | | | | | | | | | | | |
| 15 | 2 | 2:06.003 | 33.578 | 45.965 | 46.460 | 112.4 | 33:03.635 | | | | | | | | | | | | | | | |
| 16 | 2 | 2:06.833 | 33.772 | 46.255 | 46.806 | 111.6 | 35:10.468 | | | | | | | | | | | | | | | |
| 17 | 2 | 2:06.109 | 33.570 | 45.972 | 46.567 | 112.3 | 37:16.577 | | | | | | | | | | | | | | | |

GT-CER
CAMPEONATO DE ESPAÑA RESISTENCIARACE READY
IBERIAN HISTORIC RACING

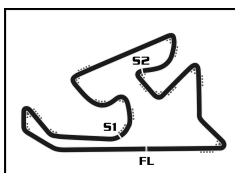
COPA RACER FESTIVAL DE LA VELOCIDAD Carrera 2

Sector Analysis

| CARRERA 28 | | | | | | | | | | | CARRERA 66 | | | | | | | | | | | CARRERA 37 | | | | | | | | | | | CARRERA 44 | | | | | | | | | | | | | | | | | | | | | | | | | | | | | | | | | | | | | | | | | | | | | | | | | | | | | | |
|--|---|------|----------|----------|----------|-----|---------|-----|---|------|---|----------|----------|-----|---------|-----|---|------|----------|----------|----------|--|---------|-----|---|------|----------|----------|----------|-----|---------|--|---|--|--|--|--|--|--|--|--|--|--|--|--|--|--|--|--|--|--|--|--|--|--|--|--|--|--|--|--|--|--|--|--|--|--|--|--|--|--|--|--|--|--|--|--|--|--|--|--|--|--|--|--|--|--|
| Lap | D | Time | Sector 1 | Sector 2 | Sector 3 | Kph | Elapsed | Lap | D | Time | Sector 1 | Sector 2 | Sector 3 | Kph | Elapsed | Lap | D | Time | Sector 1 | Sector 2 | Sector 3 | Kph | Elapsed | Lap | D | Time | Sector 1 | Sector 2 | Sector 3 | Kph | Elapsed | | | | | | | | | | | | | | | | | | | | | | | | | | | | | | | | | | | | | | | | | | | | | | | | | | | | | | | | |
| 28 LURAUTO MOTORSPORT 1.Rafael VALDÉS 2.Jonathan GÓMEZ Mini Cooper | | | | | | | | | | | 2 1 2:07.778 34.386 46.287 47.105 110.8 4:25.730 3 1 2:07.015 34.126 45.767 47.122 111.5 6:32.745 4 1 2:07.074 34.187 46.101 46.786 111.4 8:39.819 5 1 2:07.247 34.101 46.087 47.059 111.3 10:47.066 6 1 2:08.659 34.432 47.238 46.989 110.0 12:55.725 7 1 2:09.701 34.761 46.488 48.452 109.2 15:05.426 8 1 2:07.560 34.272 46.002 47.286 111.0 17:12.986 9 1 2:07.153 34.289 45.890 46.974 111.4 19:20.139 10 1 2:08.313 34.844 46.262 47.207 110.3 21:28.452 11 1 3:35.100 B 34.527 46.254 2:14.319 65.8 25:03.552 12 1 2:12.960 39.804 46.442 46.714 106.5 27:16.512 13 1 2:08.638 34.731 47.031 46.876 110.1 29:25.150 14 1 2:07.519 34.496 45.895 47.128 111.0 31:32.669 15 1 2:07.141 34.199 45.883 47.059 111.4 33:39.810 16 1 2:07.466 34.115 45.994 47.357 111.1 35:47.276 17 1 2:07.317 34.183 46.212 46.922 111.2 37:54.593 18 1 2:07.076 34.125 46.124 46.827 111.4 40:01.669 19 1 2:06.906 34.129 45.817 46.960 111.6 42:08.575 20 1 2:08.583 34.677 46.195 47.711 110.1 44:17.158 21 1 2:07.479 33.936 46.354 47.189 111.1 46:24.637 22 1 2:07.219 34.006 46.144 47.069 111.3 48:31.856 | | | | | | | | | | | 66 OVERCAR 1.Alvaro VELA 2.Angel RODRIGUEZ Mini Cooper | | | | | | | | | | | 1 1 2:09.738 38.822 45.229 45.687 109.1 2:09.738 2 1 2:04.824 33.721 45.092 46.011 113.4 4:14.562 3 1 2:05.135 33.800 45.185 46.150 113.1 6:19.697 4 1 2:05.232 33.739 45.354 46.139 113.1 8:24.929 5 1 2:05.642 33.852 45.606 46.184 112.7 10:30.571 6 1 2:04.675 33.704 45.039 45.932 113.6 12:35.246 7 1 2:05.047 33.653 45.376 46.018 113.2 14:40.293 8 1 2:05.285 33.821 45.334 46.130 113.0 16:45.578 9 1 2:04.650 33.786 45.051 45.813 113.6 18:50.228 10 1 2:04.615 33.529 45.085 46.001 113.6 20:54.843 11 1 2:04.799 33.678 45.042 46.079 113.5 22:59.642 12 1 3:33.049 B 33.665 45.510 2:13.874 66.5 26:32.691 13 2 2:14.162 41.293 46.339 46.530 105.5 28:46.853 14 2 2:05.699 34.011 45.678 46.010 112.6 30:52.552 15 2 2:06.190 34.059 45.646 46.485 112.2 32:58.742 16 2 2:07.304 34.735 46.298 46.271 111.2 35:06.046 17 2 2:07.032 34.656 45.872 46.504 111.5 37:13.078 18 2 2:07.717 34.539 45.652 47.526 110.9 39:20.795 19 2 2:06.372 34.604 45.611 46.157 112.0 41:27.167 20 2 2:05.609 33.856 45.508 46.245 112.7 43:32.776 21 2 2:05.623 33.936 45.247 46.440 112.7 45:38.399 22 2 2:05.810 33.971 45.382 46.457 112.5 47:44.209 | | | | | | | | | | | 37 E2P RACING 1.Cata BURGUERA Mini Cooper Rookie | | | | | | | | | | | 1 1 2:22.064 44.569 49.375 48.120 99.7 2:22.064 2 1 2:09.591 35.489 46.557 47.545 109.3 4:31.655 3 1 2:09.622 35.533 46.534 47.555 109.2 6:41.277 4 1 2:09.576 34.700 47.132 47.744 109.3 8:50.853 5 1 2:08.602 34.894 46.399 47.309 110.1 10:59.455 6 1 2:08.106 34.505 46.290 47.311 110.5 13:07.561 7 1 2:10.320 34.931 47.626 47.763 108.6 15:17.881 8 1 2:09.997 34.552 47.628 47.817 108.9 17:27.878 9 1 2:08.275 34.278 46.529 47.468 110.4 19:36.153 10 1 2:11.924 34.460 47.143 50.321 107.3 21:48.077 11 1 4:24.754 B 34.759 46.996 3:02.999 53.5 26:12.831 12 1 2:18.386 41.752 47.798 48.836 102.3 28:31.217 13 1 2:12.143 34.695 48.470 48.978 107.1 30:43.360 14 1 2:09.267 34.091 47.786 47.390 109.5 32:52.627 15 1 2:08.015 34.028 46.407 47.580 110.6 35:00.642 16 1 2:10.004 34.325 46.867 48.812 108.9 37:10.646 17 1 2:11.974 34.109 48.010 49.855 107.3 39:22.620 18 1 2:10.500 34.852 46.500 49.148 108.5 41:33.120 19 1 2:11.068 33.955 48.920 48.193 108.0 43:44.188 20 1 2:11.326 35.069 48.639 47.618 107.8 45:55.514 21 1 2:11.262 33.591 50.590 47.081 107.9 48:06.776 | | | | | | | | | | | 44 PARADINAS MOTOR 1.Alejandro ROMERO Mini Cooper | | | | | | | | | | | 1 1 2:14.477 41.283 46.614 46.580 105.3 2:14.477 2 1 2:06.168 33.860 45.948 46.360 112.2 4:20.645 3 1 2:06.258 33.706 46.154 46.398 112.1 6:26.903 4 1 2:06.087 33.810 45.768 46.509 112.3 8:32.990 5 1 2:05.979 33.882 45.709 46.388 112.4 10:38.969 6 1 2:05.875 33.710 45.733 46.432 112.5 12:44.844 | | | | | | | | | | |

GT-CER
CAMPEONATO DE ESPAÑA RESISTENCIARACE READY
IBERIAN HISTORIC RACING

CIRCUITO DE NAVARRA



CIRCUITO DE NAVARRA 3.933 m.

COPA RACER
FESTIVAL DE LA VELOCIDAD
Carrera 2

Sector Analysis

— Invalidated Lap

■ Personal Best

■ Session Best

B Crossing the pit lane

| Lap | D | Time | Sector 1 | Sector 2 | Sector 3 | Kph | Elapsed | Lap | D | Time | Sector 1 | Sector 2 | Sector 3 | Kph | Elapsed |
|-----|---|-----------|----------|----------|----------|-------|-----------|-----|---|------|----------|----------|----------|-----|---------|
| 7 | 1 | 2:06.510 | 33.665 | 45.872 | 46.973 | 111.9 | 14:51.354 | | | | | | | | |
| 8 | 1 | 2:06.648 | 34.200 | 45.765 | 46.683 | 111.8 | 16:58.002 | | | | | | | | |
| 9 | 1 | 2:08.255 | 34.747 | 46.491 | 47.017 | 110.4 | 19:06.257 | | | | | | | | |
| 10 | 1 | 2:06.127 | 33.862 | 45.622 | 46.643 | 112.3 | 21:12.384 | | | | | | | | |
| 11 | 1 | 3:32.926B | 34.129 | 46.164 | 2:12.633 | 66.5 | 24:45.310 | | | | | | | | |
| 12 | 1 | 2:13.001 | 40.562 | 45.767 | 46.672 | 106.5 | 26:58.311 | | | | | | | | |
| 13 | 1 | 2:05.823 | 33.606 | 45.684 | 46.533 | 112.5 | 29:04.134 | | | | | | | | |
| 14 | 1 | 2:05.980 | 33.773 | 45.844 | 46.363 | 112.4 | 31:10.114 | | | | | | | | |
| 15 | 1 | 2:06.080 | 33.696 | 46.082 | 46.302 | 112.3 | 33:16.194 | | | | | | | | |
| 16 | 1 | 2:05.723 | 33.710 | 45.677 | 46.336 | 112.6 | 35:21.917 | | | | | | | | |
| 17 | 1 | 2:05.920 | 33.748 | 45.589 | 46.583 | 112.4 | 37:27.837 | | | | | | | | |
| 18 | 1 | 2:05.336 | 33.659 | 45.345 | 46.332 | 113.0 | 39:33.173 | | | | | | | | |
| 19 | 1 | 2:06.577 | 34.341 | 45.883 | 46.353 | 111.9 | 41:39.750 | | | | | | | | |
| 20 | 1 | 2:05.548 | 33.787 | 45.503 | 46.258 | 112.8 | 43:45.298 | | | | | | | | |
| 21 | 1 | 2:06.647 | 34.659 | 45.787 | 46.201 | 111.8 | 45:51.945 | | | | | | | | |
| 22 | 1 | 2:05.766 | 33.715 | 45.624 | 46.427 | 112.6 | 47:57.711 | | | | | | | | |

99

PRM RACING
1. Javier SERRANO
2. Cesar MORENOMini Cooper
Rookie

| | | | | | | | |
|----|---|-----------|--------|--------|----------|-------|-----------|
| 1 | 1 | 2:15.654 | 42.025 | 46.654 | 46.975 | 104.4 | 2:15.654 |
| 2 | 1 | 2:07.163 | 34.360 | 46.010 | 46.793 | 111.3 | 4:22.817 |
| 3 | 1 | 2:07.415 | 34.069 | 46.047 | 47.299 | 111.1 | 6:30.232 |
| 4 | 1 | 2:06.707 | 33.928 | 45.873 | 46.906 | 111.7 | 8:36.939 |
| 5 | 1 | 2:06.644 | 34.052 | 46.129 | 46.463 | 111.8 | 10:43.583 |
| 6 | 1 | 2:07.256 | 34.103 | 46.061 | 47.092 | 111.3 | 12:50.839 |
| 7 | 1 | 2:07.402 | 34.121 | 45.648 | 47.633 | 111.1 | 14:58.241 |
| 8 | 1 | 2:07.284 | 33.899 | 46.380 | 47.005 | 111.2 | 17:05.525 |
| 9 | 1 | 2:07.868 | 34.304 | 46.526 | 47.038 | 110.7 | 19:13.393 |
| 10 | 1 | 2:06.793 | 34.007 | 45.524 | 47.262 | 111.7 | 21:20.186 |
| 11 | 1 | 3:34.550B | 34.754 | 46.611 | 2:13.185 | 66.0 | 24:54.736 |
| 12 | 2 | 2:13.458 | 41.149 | 45.874 | 46.435 | 106.1 | 27:08.194 |
| 13 | 2 | 2:06.938 | 34.208 | 45.981 | 46.749 | 111.5 | 29:15.132 |
| 14 | 2 | 2:07.065 | 34.083 | 46.224 | 46.758 | 111.4 | 31:22.197 |
| 15 | 2 | 2:06.818 | 34.208 | 45.957 | 46.653 | 111.6 | 33:29.015 |
| 16 | 2 | 2:06.671 | 34.004 | 45.943 | 46.724 | 111.8 | 35:35.686 |
| 17 | 2 | 2:06.896 | 33.947 | 45.870 | 47.079 | 111.6 | 37:42.582 |
| 18 | 2 | 2:07.117 | 34.113 | 46.436 | 46.568 | 111.4 | 39:49.699 |
| 19 | 2 | 2:09.485 | 34.218 | 48.324 | 46.943 | 109.3 | 41:59.184 |
| 20 | 2 | 2:07.233 | 34.053 | 46.105 | 47.075 | 111.3 | 44:06.417 |
| 21 | 2 | 2:06.971 | 34.004 | 45.968 | 46.999 | 111.5 | 46:13.388 |
| 22 | 2 | 2:07.092 | 34.087 | 45.908 | 47.097 | 111.4 | 48:20.480 |