


GT-CER
CAMPEONATO DE ESPAÑA RESISTENCIARACE READY
IBERIAN HISTORIC RACING

CIRCUITO DE NAVARRA

CTO NAVARRO Y COPA KOBE
FESTIVAL DE LA VELOCIDAD
Entrenamientos Libres 2

Sector Analysis


— Invalidated Lap

■ Personal Best

■ Session Best

B Crossing the pit lane

Lap	D	Time	Sector 1	Sector 2	Sector 3	Kph	Elapsed	Lap	D	Time	Sector 1	Sector 2	Sector 3	Kph	Elapsed
1		R.A.C. CIRCUITO GUADALOPE					MERCEDES AMG				TOYOTA AYGO				
		1.Ander GAMON					AR - CV - NAV				NAV - KOBE				
1	1	3:46.640	2:10.553	49.350	46.737	62.5	3:46.640	1	1	5:14.770	3:21.397	58.134	55.239	45.0	5:14.770
2	1	2:03.693	32.992	45.636	45.065	114.5	5:50.333	2	1	2:35.994	41.889	55.014	59.091	90.8	7:50.764
3	1	2:02.545	32.728	44.696	45.121	115.5	7:52.878	3	1	2:35.290	41.816	58.528	54.946	91.2	10:26.054
4	1	2:05.003	32.941	45.672	46.390	113.3	9:57.881	4	1	2:48.960	45.506	1:05.279	58.175	83.8	13:15.014
5	1	2:10.634	32.673	45.229	52.732	108.4	12:08.515	5	1	2:30.188	40.518	53.334	56.336	94.3	15:45.202
6	1	2:05.488	33.751	45.900	45.837	112.8	14:14.003								
2		AUTOMOVIL CLUB ZARAGOZA					HYUNDAI ACCENT FASE II				PEUGEOT 205				
		1.Kelhian GRIÑON					AR - CV				AR				
		2.Marta OLIVA													
1	1	4:48.401	2:38.476	1:08.805	1:01.120	49.1	4:48.401	1	1	5:16.925	3:22.406	50.071	1:04.448	44.7	5:16.925
2	1	2:44.840	46.634	1:00.576	57.630	85.9	7:33.241	2	1	2:18.786	40.926	49.881	47.979	102.0	7:35.711
3	1	2:49.726	49.194	1:00.417	1:00.115	83.4	10:22.967	3	1	2:08.245	35.127	47.225	45.893	110.4	9:43.956
4	1	2:42.161	46.728	58.799	56.634	87.3	13:05.128	4	1	2:05.953	34.027	45.838	46.088	112.4	11:49.909
5	1	2:37.415	44.282	56.699	56.434	89.9	15:42.543								
3		SLT RACING					PEUGEOT 206				CLUB JARAMA SPORT				
		1.Francisco Javier PEREZ					AR				PEUGEOT 308 RACING CUP				
1	1	3:47.728	1:53.989	57.968	55.771	62.2	3:47.728	1	1	4:06.189	2:30.657	49.817	45.715	57.5	4:06.189
2	1	2:30.756	41.926	54.389	54.441	93.9	6:18.484	2	1	2:05.516	35.274	44.475	45.767	112.8	6:11.705
3	1	2:27.621	40.761	53.696	53.164	95.9	8:46.105	3	1	1:59.585	32.248	43.225	44.112	118.4	8:11.290
4	1	2:25.076		52.597	97.6	11:11.181		4	1	2:00.628	31.671	44.548	44.409	117.4	10:11.918
5	1	2:24.444		53.062	98.0	13:35.625		5	1	1:57.046	31.671	42.609	42.766	121.0	12:08.964
6	1	2:24.040		51.969	98.3	15:59.665		6	1	1:59.053	31.178	43.701	44.174	118.9	14:08.017
4		FRC COMPETICION					AUDI TT				R.A.C. CIRCUITO GUADALOPE				
		1.Jose Miguel SANCHEZ					AR				1.Daniel OLIVER				
		2.Daniel SANCHEZ													
1	1	5:37.592	3:53.919	49.652	54.021	41.9	5:37.592	1	1	3:29.259	1:50.592	49.710	48.957	67.7	3:29.259
2	1	2:08.917	35.138	46.252	47.527	109.8	7:46.509	2	1	2:08.400	35.537	46.179	46.684	110.3	5:37.659
3	1	2:08.105	35.103	46.301	46.701	110.5	9:54.614	3	1	2:05.009	33.882	45.464	45.663	113.3	7:42.668
4	1	2:07.212		46.772	111.3	12:01.826		4	1	2:03.096	33.803	44.579	44.714	115.0	9:45.764
5		MOTOR CLUB SABADELL					RENAULT CLIO CUP IV				MOTORISMO MAGACINE S.L.				
		1.Jorge VECINO					AR				1.Sergio CASALINS				
1	1	11:16.451 B	1:25.821	55.177	8:55.453	20.9	11:16.451	1	1	5:14.208	3:20.711	57.697	55.800	45.1	5:14.208
6		MOTOR CLUB SABADELL					RENAULT CLIO CUP IV				MOTORISMO MAGACINE S.L.				
		1.Josep BORRELL					AR - NAV				1.Sergio CASALINS				
1	1	3:22.583	1:38.707	52.454	51.422	69.9	3:22.583	1	1	5:14.208	3:20.711	57.697	55.800	45.1	5:14.208
2	1	2:12.162	35.709	48.336	48.117	107.1	5:34.745	2	1	2:36.233	41.801	54.902	59.530	90.6	7:50.441
3	1	2:04.741	34.312	44.612	45.817	113.5	7:39.486	3	1	2:35.050	41.093	58.871	55.086	91.3	10:25.491
4	1	2:01.566	32.994	44.202	44.370	116.5	9:41.052	4	1	2:48.991	45.460	1:05.289	58.242	83.8	13:14.482
5	1	2:02.975	32.866	44.883	45.226	115.1	11:44.027	5	1	2:30.193	40.764	52.824	56.605	94.3	15:44.675
6	1	2:00.253	32.405	43.422	44.426	117.7	13:44.280								
7	1	2:03.298	32.221	44.124	46.953	114.8	15:47.578								
7		MOTOR CLUB SABADELL					RENAULT CLIO CUP IV				AUTOMOVIL CLUB ZARAGOZA				
		1.Jorge VECINO					AR				1.David ASENSIO				
1	1	3:48.933	2:13.887	48.981	46.065	61.8	3:48.933	1	1	3:48.933	2:13.887	48.981	46.065	61.8	3:48.933
2	1	2:04.351	32.953	45.354	46.044	113.9	5:53.284	2	1	2:04.351	32.953	45.354	46.044	113.9	5:53.284
3	1	2:01.768	33.010	43.799	44.959	116.3	7:55.052	3	1	2:01.768	33.010	43.799	44.959	116.3	7:55.052
4	1	2:02.198	33.575	44.109	44.514	115.9	9:57.250	4	1	2:02.198	33.575	44.109	44.514	115.9	9:57.250

GT-CER
CAMPEONATO DE ESPAÑA RESISTENCIARACE READY
IBERIAN HISTORIC RACING

CTO NAVARRA Y COPA KOBE

FESTIVAL DE LA VELOCIDAD


Entrenamientos Libres 2

Sector Analysis

Circuito de Navarra 3.933 m.							Circuito de Navarra 3.933 m.								
Lap	D	Time	Sector 1	Sector 2	Sector 3	Kph	Elapsed	Lap	D	Time	Sector 1	Sector 2	Sector 3	Kph	Elapsed
5	1	2:02.632	32.565	44.124	45.943	115.5	11:59.882	4	1	2:07.385	34.981	45.864	46.540	111.1	9:53.162
6	1	2:00.906	32.724	43.213	44.969	117.1	14:00.788	5	1	2:06.861	34.462	45.893	46.506	111.6	12:00.023
7	1	2:00.840	32.640	43.631	44.569	117.2	16:01.628	6	1	2:07.680	34.749	46.307	46.624	110.9	14:07.703
17 IOAR MOTORSPORT 1.Mario FIGUEROA HONDA CIVIC NAV							29 ESCUDERIA CENTRO 1.Oriol GONZALEZ TOYOTA AYGO KOBE								
1	1	4:20.185	2:35.712	53.459	51.014	54.4	4:20.185	1	1	5:29.109	3:20.179	1:10.561	58.369	43.0	5:29.109
2	1	2:12.669	36.938	47.812	47.919	106.7	6:32.854	2	1	2:46.100	49.555	57.793	58.752	85.2	8:15.209
3	1	2:09.040	35.356	46.590	47.094	109.7	8:41.894	3	1	2:36.412	42.720	56.245	57.447	90.5	10:51.621
4	1	2:07.365	34.609	46.432	46.324	111.2	10:49.259	4	1	2:39.549	42.511	59.921	57.117	88.7	13:31.170
5	1	2:09.928	34.412	47.037	48.479	109.0	12:59.187	5	1	2:46.445	43.148	1:00.747	1:02.550	85.1	16:17.615
6	1	2:05.938	34.360	45.411	46.167	112.4	15:05.125	35 RALLYE CLUB COSTA AZAHAR 1.Alejandro MESQUITA TOYOTA MR-2 CV							
18 MARC GARCIA ROJALS 1.Marc GARCIA HONDA CIVIC							1 1 3:48.062 2:03.536 50.955 53.571 62.1 3:48.062								
1	1	5:30.344	3:43.415	54.447	52.482	42.9	5:30.344	2	1	2:13.375	36.742	48.129	48.504	106.2	6:01.437
2	1	2:23.982	41.818	50.854	51.310	98.3	7:54.326	3	1	2:12.781	36.320	47.873	48.588	106.6	8:14.218
3	1	2:20.344	38.517	51.111	50.716	100.9	10:14.670	4	1	2:12.319	36.566	47.638	48.115	107.0	10:26.537
4	1	2:16.146	39.665	48.008	48.473	104.0	12:30.816	5	1	2:12.105	36.463	47.383	48.259	107.2	12:38.642
5	1	2:13.039	36.987	47.581	48.471	106.4	14:43.855	6	1	2:17.138	36.167	46.915	54.056	103.2	14:55.780
20 RALLYE CLUB COSTA AZAHAR 1.Jesus LAHOZ ALFA ROMEO GTV CV							36 PARADINAS MOTORSPORT 1.Jose Ramon MOLINA CUPRA TCR								
1	1	4:19.466	2:33.799	54.155	51.512	54.6	4:19.466	1	1	4:43.890	3:02.397	52.405	49.088	49.9	4:43.890
2	1	2:26.408	43.980	52.077	50.351	96.7	6:45.874	2	1	2:09.123	36.256	47.276	45.591	109.7	6:53.013
3	1	2:21.832	38.468	52.787	50.577	99.8	9:07.706	3	1	2:04.739	34.222	45.057	45.460	113.5	8:57.752
4	1	2:19.741	38.596	50.846	50.299	101.3	11:27.447	4	1	2:04.122	34.073	44.911	45.138	114.1	11:01.874
5	1	2:21.701	39.727	50.978	50.996	99.9	13:49.148	5	1	2:07.461	36.165	46.077	45.219	111.1	13:09.335
6	1	2:21.041	38.557	50.540	51.944	100.4	16:10.189	6	1	2:04.318	34.458	45.181	44.679	113.9	15:13.653
21 AUTOMOVIL CLUB ZARAGOZA 1.Carlos SANZ 2.Guillermo ASO HYUNDAI COUPE COPA AR							38 R.A.C. CIRCUITO GUADALOPE 1.Laura APARICIO BMW 318IS AR								
1	1	5:53.501	4:08.585	53.495	51.421	40.1	5:53.501	1	1	3:58.832	2:14.640	51.807	52.385	59.3	3:58.832
2	1	2:13.770	35.784	48.923	49.063	105.8	8:07.271	2	1	2:19.943	37.604	51.297	51.042	101.2	6:18.775
3	1	4:49.780	36.329	52.195	3:21.256	48.9	12:57.051	3	1	2:18.867	36.841	50.434	51.592	102.0	8:37.642
23 PARADINAS MOTORSPORT 1.Miguel GONZALEZ TOYOTA AYGO KOBE							4 1 2:21.570 37.757 52.458 51.355 100.0 10:59.212								
1	1	5:19.656	3:23.523	59.031	57.102	44.3	5:19.656	5	1	2:22.730	40.459	51.241	51.030	99.2	13:21.942
2	1	2:38.548	45.432	56.668	56.448	89.3	7:58.204	6	1	2:22.056	37.950	50.985	53.121	99.7	15:43.998
3	1	2:29.605	41.260	53.620	54.725	94.6	10:27.809	56 MOTORISMO MAGACINE S.L. 1.Samuel GOMEZ TOYOTA AYGO KOBE							
4	1	2:40.623	42.179	1:02.621	55.823	88.1	13:08.432	1	1	4:25.046	2:35.993	54.293	54.760	53.4	4:25.046
5	1	2:30.539	41.714	53.300	55.525	94.1	15:38.971	2	1	2:30.325	41.760	53.288	55.277	94.2	6:55.371
24 SLT RACING 1.Fernando DOMINGUEZ HYUNDAI COUPE AR							3 1 2:30.412 41.611 53.426 55.375 94.1 9:25.783								
1	1	3:24.578	1:39.444	53.251	51.883	69.2	3:24.578	4	1	2:30.845	41.469	53.891	55.485	93.9	11:56.628
2	1	2:11.727	35.855	48.044	47.828	107.5	5:36.305	5	1	2:32.219	42.609	53.977	55.633	93.0	14:28.847
3	1	2:09.472	34.697	47.398	47.377	109.4	7:45.777								

GT-CER
CAMPEONATO DE ESPAÑA RESISTENCIARACE READY
IBERIAN HISTORIC RACING

CIRCUITO DE NAVARRA



CTO NAVARRA Y COPA KOBE FESTIVAL DE LA VELOCIDAD Entrenamientos Libres 2

Sector Analysis

		___ Invalidated Lap		■ Personal Best		■ Session Best		B Crossing the pit lane							
Lap	D	Time	Sector 1	Sector 2	Sector 3	Kph	Elapsed	Lap	D	Time	Sector 1	Sector 2	Sector 3	Kph	Elapsed
65	ÚLTIMA VUELTA					TOYOTA AYGO		5	1	2:00.946	34.142	43.346	43.458	117.1	13:30.546
	1.Ruben GONZALEZ					KOBE		6	1	2:02.727	32.606	44.487	45.634	115.4	15:33.273
	1	1	4:50.195	2:43.616	1:04.579	1:02.000	48.8	4:50.195							
	2	1	2:31.707	42.137	53.458	56.112	93.3	7:21.902							
	3	1	3:05.115	1:08.370	1:01.747	54.998	76.5	10:27.017							
4	1	2:42.590	45.075	1:01.403	56.112	87.1	13:09.607								
79	SLT RACING					RENAULT CLIO CUP IV									
	1.Javier CICUENDEZ					AR									
	1	1	3:21.945	1:37.993	52.312	51.640	70.1	3:21.945							
	2	1	2:11.950	35.395	48.341	48.214	107.3	5:33.895							
	3	1	2:04.980	34.091	44.466	46.423	113.3	7:38.875							
	4	1	2:01.068	32.972	43.849	44.247	116.9	9:39.943							
	5	1	2:02.228	32.180	46.161	43.887	115.8	11:42.171							
	6	1	1:59.271	32.073	43.238	43.960	118.7	13:41.442							
7	1	2:01.680	32.317	43.448	45.915	116.4	15:43.122								
86	CLUB JARAMA SPORT					RENAULT CLIO CUP III									
	1.Pedro J. HERRAIZ					AR									
	1	1	4:20.315	2:40.634	51.818	47.863	54.4	4:20.315							
	2	1	2:08.470	35.828	46.336	46.306	110.2	6:28.785							
	3	1	2:07.338	34.292	46.260	46.786	111.2	8:36.123							
	4	1	2:04.186	33.937	44.853	45.396	114.0	10:40.309							
	5	1	2:06.916	34.150	47.109	45.657	111.6	12:47.225							
6	1	2:05.947	33.990	45.467	46.490	112.4	14:53.172								
90	TH TRUCKS TEAM					HONDA CIVIC									
	1.Toni GARCIA														
	1	1	5:19.538	3:33.187	53.554	52.797	44.3	5:19.538							
	2	1	2:16.593	37.694	49.379	49.520	103.7	7:36.131							
	3	1	2:14.205	36.692	48.785	48.728	105.5	9:50.336							
	4	1	2:13.153	36.020	47.854	49.279	106.3	12:03.489							
5	1	2:11.331	35.491	47.691	48.149	107.8	14:14.820								
121	IOAR MOTORSPORT					HONDA S2000									
	1.Jokin CASTAÑO					NAV									
	1	1	4:17.350	2:30.940	54.259	52.151	55.0	4:17.350							
	2	1	2:13.550	36.837	49.520	47.193	106.0	6:30.900							
	3	1	2:15.107	36.118	51.565	47.424	104.8	8:46.007							
	4	1	2:06.490	34.106	46.169	46.215	111.9	10:52.497							
5	1	2:30.541 B	33.520	45.788	1:11.233	94.1	13:23.038								
813	JUAN CARLOS ARIAS					GINETTA G50									
	1.Juan Carlos ARIAS														
	1	1	5:18.305	3:31.846	53.493	52.966	44.5	5:18.305							
	2	1	2:08.010	37.154	45.573	45.283	110.6	7:26.315							
	3	1	2:02.252	34.706	43.698	43.848	115.8	9:28.567							
4	1	2:01.033	33.184	43.752	44.097	117.0	11:29.600								