


GT-CER
CAMPEONATO DE ESPAÑA RESISTENCIARACE READY
IBERIAN HISTORIC RACING

CTO NAVARRA Y COPA KOBE


FESTIVAL DE LA VELOCIDAD

Entrenamiento Cronometrado 1

Sector Analysis

— Invalidated Lap ■ Personal Best ■ Session Best B Crossing the pit lane

Lap	D	Time	Sector 1	Sector 2	Sector 3	Kph	Elapsed	Lap	D	Time	Sector 1	Sector 2	Sector 3	Kph	Elapsed		
1	R.A.C. CIRCUITO GUADALOPE 1.Ander GAMON MERCEDES AMG AR - CV - NAV							5	1	2:29.336	40.653	53.657	55.026	94.8	14:59.683		
	1	1	2:54.967	1:11.925	56.438	46.604	80.9	2:54.967									
	2	1	1:58.515	31.247	43.196	44.072	119.5	4:53.482									
	3	1	1:58.033	31.386	43.090	43.557	120.0	6:51.515									
	4	1	2:25.420	36.397	51.020	58.003	97.4	9:16.935									
	5	1	2:08.936	39.818	45.210	43.908	109.8	11:25.871									
	6	1	2:01.770	32.796	44.503	44.471	116.3	13:27.641									
	7	1	1:57.958	31.617	43.396	42.945	120.0	15:25.599									
2	AUTOMOVIL CLUB ZARAGOZA 1.Kelhian GRIÑON 2.Marta OLIVA HYUNDAI ACCENT FASE II AR - CV							8	ESCUDERIA GREDOS 1.Javier MORENO PEUGEOT 205 AR								
	1	1	4:35.202	2:26.647	1:05.820	1:02.735	51.4		4:35.202	1	1	4:11.496	2:39.621	46.262	45.613	56.3	4:11.496
	2	1	2:44.151	45.634	1:00.597	57.920	86.3		7:19.353	2	1	2:03.523	34.278	44.175	45.070	114.6	6:15.019
	3	1	2:34.550	43.756	56.126	54.668	91.6		9:53.903	3	1	2:01.635	33.387	43.906	44.342	116.4	8:16.654
3	SLT RACING 1.Francisco Javier PEREZ PEUGEOT 206 AR							9	ESCUDERIA LAGUN-ARTEA 1.Aitor ARMENDARIZ CITROEN SAXO VTS AR - NAV								
	1	1	4:12.374	2:24.925	54.387	53.062	56.1		4:12.374	1	1	4:40.262	3:01.193	49.809	49.260	50.5	4:40.262
	2	1	2:22.782	38.696	52.087	51.999	99.2		6:35.156	2	1	2:15.837	36.806	49.906	49.125	104.2	6:56.099
	3	1	2:24.607	41.091	51.883	51.633	97.9		8:59.763	3	1	2:11.823	35.760	47.473	48.590	107.4	9:07.922
	4	1	2:19.854	38.147	50.559	51.148	101.2		11:19.617	10	MALERREKA MOTORSPORT 1.Erick ZABALA FORD FIESTA ST NAV						
	5	1	2:22.085		51.619	99.7	13:41.702		1		1	3:02.446	1:19.971	52.039	50.436	77.6	3:02.446
	6	1	2:19.204		50.565	101.7	16:00.906		2		1	2:18.874	40.756	48.796	49.322	102.0	5:21.320
							3	1	2:11.523		35.161	46.367	49.995	107.7	7:32.843		
5	MOTOR CLUB SABADELL 1.Jorge VECINO RENAULT CLIO CUP IV AR							11	CLUB JARAMA SPORT 1.Busian FONTAN PEUGEOT 308 RACING CUP								
	1	1	3:02.040	1:20.883	51.957	49.200	77.8		3:02.040	1	1	4:03.629	2:31.460	46.905	45.264	58.1	4:03.629
	2	1	2:08.764	36.335	46.522	45.907	110.0		5:10.804	2	1	1:58.582	31.790	43.264	43.528	119.4	6:02.211
	3	1	2:08.450	34.206	46.947	47.297	110.2		7:19.254	3	1	1:57.979	31.514	42.427	44.038	120.0	8:00.190
6	MOTOR CLUB SABADELL 1.Josep BORRELL RENAULT CLIO CUP IV AR - NAV							14	R.A.C. CIRCUITO GUADALOPE 1.Daniel OLIVER RENAULT CLIO CUP IV AR								
	1	1	3:04.961	1:22.845	53.351	48.765	76.6		3:04.961	1	1	3:09.237	1:27.933	52.913	48.391	74.8	3:09.237
	2	1	2:10.385	37.060	46.467	46.858	108.6		5:15.346	2	1	7:51.787	37.535	49.164	6:25.088	30.0	11:01.024
	3	1	2:14.301	42.697	46.529	45.075	105.4		7:29.647	3	1	2:14.452	41.076	45.955	47.421	105.3	13:15.476
	4	1	2:01.994	32.980	44.233	44.781	116.1		9:31.641	4	1	2:02.563	33.163	44.431	44.969	115.5	15:18.039
	5	1	2:00.117	32.135	43.720	44.262	117.9		11:31.758	15	MOTORISMO MAGACINE S.L. 1.Sergio CASALINS TOYOTA AYGO NAV - KOBE						
	6	1	2:00.656	32.226	43.550	44.880	117.3		13:32.414		1	1	4:54.762	3:04.803	54.270	55.689	48.0
7	1	2:11.138	37.189	44.269	49.680	108.0	15:43.552	2	1		2:43.300	41.444	58.193	1:03.663	86.7	7:38.062	
7	MOTORISMO MAGAZINE S.L. 1.Daniel LOSADA TOYOTA AYGO NAV - KOBE							3	1	2:30.628	41.277	53.314	56.037	94.0	10:08.690		
	1	1	4:55.701	3:05.467	54.758	55.476	47.9	4:55.701	4	1	2:29.639	41.358	53.178	55.103	94.6	12:38.329	
	2	1	2:32.556	41.374	54.170	57.012	92.8	7:28.257	5	1	2:29.364	41.210	53.043	55.111	94.8	15:07.693	
	3	1	2:31.542	42.163	54.175	55.204	93.4	9:59.799									
4	1	2:30.548	40.969	54.715	54.864	94.0	12:30.347										

GT-CER
CAMPEONATO DE ESPAÑA RESISTENCIARACE READY
IBERIAN HISTORIC RACING

CTO NAVARRA Y COPA KOBE

FESTIVAL DE LA VELOCIDAD

Entrenamiento Cronometrado 1

Sector Analysis


_ Invalidated Lap

■ Personal Best

■ Session Best

B Crossing the pit lane

Lap	D	Time	Sector 1	Sector 2	Sector 3	Kph	Elapsed	Lap	D	Time	Sector 1	Sector 2	Sector 3	Kph	Elapsed	
16	AUTOMOVIL CLUB ZARAGOZA 1.David ASENSIO							RENAULT CLIO CUP IV AR	3	1	3:41.137 B	38.620	52.519	2:09.998	64.0	10:41.842
	4	1	2:26.771	45.919	50.115	50.737	96.5	13:08.613								
	5	1	2:17.504	38.455	49.395	49.654	103.0	15:26.117								
	1	1	2:56.202	1:17.088	51.892	47.222	80.4	2:56.202								
	2	1	1:59.811	32.601	43.160	44.050	118.2	4:56.013								
	3	1	2:00.520	32.436	43.617	44.467	117.5	6:56.533								
	4	1	2:00.669	32.674	43.611	44.384	117.3	8:57.202								
	5	1	2:02.577	33.019	45.187	44.371	115.5	10:59.779								
	6	1	1:58.658	32.220	43.149	43.289	119.3	12:58.437								
7	1	1:59.948	32.215	43.174	44.559	118.0	14:58.385									
8	1	1:58.262	32.468	42.750	43.044	119.7	16:56.647									
17	IOAR MOTORSPORT 1.Mario FIGUEROA							HONDA CIVIC NAV	1	1	4:26.701	2:45.338	50.334	51.029	53.1	4:26.701
	2	1	2:08.689	34.994	45.978	47.717	110.0	6:35.390								
	3	1	2:11.416	34.495	48.909	48.012	107.7	8:46.806								
	4	1	2:06.628	34.590	45.555	46.483	111.8	10:53.434								
	5	1	2:11.148	36.241	47.180	47.727	108.0	15:47.573								
18	MARC GARCIA ROJALS 1.Marc GARCIA							HONDA CIVIC	1	1	4:40.793	2:56.904	52.444	51.445	50.4	4:40.793
	2	1	2:16.494	38.388	48.868	49.238	103.7	6:57.287								
	3	1	2:12.669	36.788	47.173	48.708	106.7	9:09.956								
	4	1	2:11.955	36.228	47.203	48.524	107.3	11:21.911								
	5	1	2:14.514	36.769	48.491	49.254	105.3	13:36.425								
	6	1	2:11.148	36.241	47.180	47.727	108.0	15:47.573								
20	RALLYE CLUB COSTA AZAHAR 1.Jesus LAHOZ							ALFA ROMEO GTV CV	1	1	4:28.866	2:36.636	55.307	56.923	52.7	4:28.866
	2	1	2:26.043	41.724	52.828	51.491	96.9	6:54.909								
	3	1	2:23.236	41.047	51.809	50.380	98.8	9:18.145								
	4	1	2:22.621	38.378	53.046	51.197	99.3	11:40.766								
	5	1	2:17.354	37.535	49.884	49.935	103.1	13:58.120								
	6	1	2:18.649	38.723	49.855	50.071	102.1	16:16.769								
21	AUTOMOVIL CLUB ZARAGOZA 1.Carlos SANZ 2.Guillermo ASO							HYUNDAI COUPE COPA AR	1	1	4:01.805	2:03.178	53.844	1:04.783	58.6	4:01.805
	2	1	2:16.067	37.438	48.039	50.590	104.1	6:17.872								
	3	1	4:45.286	35.421	3:20.560	49.305	49.6	11:03.158								
	4	1	2:14.020	35.736	47.017	51.267	105.6	13:17.178								
	5	1	2:09.386	35.131	47.038	47.217	109.4	15:26.564								
	6	1	2:15.513	36.902	48.914	49.697	104.5	15:36.240								
22	CLUB JARAMA SPORT 1.Guillermo DEL MORAL							HYUNDAI ACCENT AR	1	1	4:34.209	2:41.453	55.234	57.522	51.6	4:34.209
	2	1	2:26.496	41.682	53.045	51.769	96.6	7:00.705								
23	PARADINAS MOTORSPORT 1.Miguel GONZALEZ							TOYOTA AYGO KOBE	1	1	4:56.999	3:08.181	53.827	54.991	47.7	4:56.999
	2	1	2:31.065	41.162	53.937	55.966	93.7	7:28.064								
	3	1	2:29.730	42.057	52.924	54.749	94.6	9:57.794								
	4	1	3:02.768 B	40.972	54.222	1:27.574	77.5	13:00.562								
	5	1	2:39.300	49.025	54.829	55.446	88.9	15:39.862								
24	SLT RACING 1.Fernando DOMINGUEZ							HYUNDAI COUPE AR	1	1	2:59.759	1:18.187	52.666	48.906	78.8	2:59.759
	2	1	2:09.219	35.729	46.517	46.973	109.6	5:08.978								
	3	1	2:07.555	34.101	46.837	46.617	111.0	7:16.533								
	4	1	2:06.986	33.958	46.505	46.523	111.5	9:23.519								
	5	1	2:09.786	34.217	47.757	47.812	109.1	11:33.305								
	6	1	2:07.223	33.942	46.195	47.086	111.3	13:40.528								
26	MOTOR CLUB SABADELL 1.Laurent PUITGMAL							PEUGEOT 308 RACING CUP AR - CV - NAV	1	1	3:02.675	1:24.068	50.059	48.548	77.5	3:02.675
	2	1	2:06.774	35.036	45.237	46.501	111.7	5:09.449								
	3	1	2:08.364	34.175	47.658	46.531	110.3	7:17.813								
	4	1	2:03.467	33.600	44.844	45.023	114.7	9:21.280								
	5	1	2:03.362	34.146	45.027	44.189	114.8	11:24.642								
	6	1	2:07.223	33.942	46.195	47.086	111.3	13:40.528								
29	ESCUDERIA CENTRO 1.Oriol GONZALEZ							TOYOTA AYGO KOBE	1	1	5:44.495	3:50.301	57.521	56.673	41.1	5:44.495
	2	1	2:33.519	42.051	55.326	56.142	92.2	8:18.014								
	3	1	2:43.881	42.386	1:01.454	1:00.041	86.4	11:01.895								
	4	1	2:48.830	43.126	56.727	1:08.977	83.9	13:50.725								
	5	1	2:37.533	42.119	56.692	58.722	89.9	16:28.258								
	6	1	2:15.513	36.902	48.914	49.697	104.5	15:36.240								
35	RALLYE CLUB COSTA AZAHAR 1.Alejandro MESQUITA							TOYOTA MR-2 CV	1	1	4:16.904	2:33.851	51.364	51.689	55.1	4:16.904
	2	1	2:18.366	36.988	49.692	51.686	102.3	6:35.270								
	3	1	2:17.371	37.747	50.601	49.023	103.1	8:52.641								
	4	1	2:15.634	36.921	50.031	48.682	104.4	11:08.275								
	5	1	2:12.452	36.742	47.498	48.212	106.9	13:20.727								
	6	1	2:15.513	36.902	48.914	49.697	104.5	15:36.240								
36	PARADINAS MOTORSPORT 1.Jose Ramon MOLINA							CUPRA TCR	1	1	4:30.898	2:54.705	49.564	46.629	52.3	4:30.898
	2	1	2:26.496	41.682	53.045	51.769	96.6	7:00.705								

GT-CER
CAMPEONATO DE ESPAÑA RESISTENCIARACE READY
IBERIAN HISTORIC RACING

CTO NAVARRA Y COPA KOBE FESTIVAL DE LA VELOCIDAD Entrenamiento Cronometrado 1

Sector Analysis

CIRCUITO DE NAVARRA 3.933 m.							CIRCUITO DE NAVARRA 3.933 m.								
Lap	D	Time	Sector 1	Sector 2	Sector 3	Kph	Elapsed	Lap	D	Time	Sector 1	Sector 2	Sector 3	Kph	Elapsed
2	1	2:08.348	36.040	46.599	45.709	110.3	6:39.246	<div style="border: 1px solid black; padding: 5px; display: inline-block; font-size: 2em; font-weight: bold; margin-right: 10px;">90</div> TH TRUCKS TEAM 1.Toni GARCIA HONDA CIVIC							
3	1	2:06.711	35.005	46.628	45.078	111.7	8:45.957								
4	1	2:02.693	33.221	44.416	45.056	115.4	10:48.650								
5	1	2:02.264	33.220	44.176	44.868	115.8	12:50.914								
6	1	2:02.559	33.288	44.206	45.065	115.5	14:53.473								
<div style="border: 1px solid black; padding: 5px; display: inline-block; font-size: 2em; font-weight: bold; margin-right: 10px;">38</div> R.A.C. CIRCUITO GUADALOPE 1.Laura APARICIO BMW 318IS AR							<div style="border: 1px solid black; padding: 5px; display: inline-block; font-size: 2em; font-weight: bold; margin-right: 10px;">121</div> IOAR MOTORSPORT 1.Jokin CASTAÑO HONDA S2000 NAV								
1	1	4:09.643	2:24.173	52.752	52.718	56.7								4:09.643	
2	1	2:20.738	38.621	50.716	51.401	100.6								6:30.381	
3	1	2:24.286	38.306	51.534	54.446	98.1								8:54.667	
4	1	2:22.141	38.914	51.956	51.271	99.6								11:16.808	
5	1	2:19.279	37.937	50.484	50.858	101.7								13:36.087	
6	1	2:22.518	38.568	52.269	51.681	99.3	15:58.605								
<div style="border: 1px solid black; padding: 5px; display: inline-block; font-size: 2em; font-weight: bold; margin-right: 10px;">56</div> MOTORISMO MAGACINE S.L. 1.Samuel GOMEZ TOYOTA AYGO KOBE							<div style="border: 1px solid black; padding: 5px; display: inline-block; font-size: 2em; font-weight: bold; margin-right: 10px;">813</div> JUAN CARLOS ARIAS 1.Juan Carlos ARIAS GINETTA G50								
1	1	4:55.122	3:05.759	53.712	55.651	48.0								4:55.122	
2	1	2:30.924	41.314	53.913	55.697	93.8								7:26.046	
3	1	2:30.491	41.711	53.505	55.275	94.1								9:56.537	
4	1	2:32.437	41.327	55.645	55.465	92.9								12:28.974	
5	1	2:30.414	41.698	53.448	55.268	94.1								14:59.388	
6	1	2:30.223	41.293	53.375	55.555	94.3	17:29.611								
<div style="border: 1px solid black; padding: 5px; display: inline-block; font-size: 2em; font-weight: bold; margin-right: 10px;">65</div> ÚLTIMA VUELTA 1.Ruben GONZALEZ TOYOTA AYGO KOBE							<div style="border: 1px solid black; padding: 5px; display: inline-block; font-size: 2em; font-weight: bold; margin-right: 10px;">79</div> SLT RACING 1.Javier CICUENDEZ RENAULT CLIO CUP IV AR								
1	1	4:59.558	3:10.650	53.508	55.400	47.3								4:59.558	
2	1	2:31.076	41.288	54.021	55.767	93.7								7:30.634	
3	1	2:30.797	41.694	53.583	55.520	93.9								10:01.431	
4	1	2:31.450	40.763	54.870	55.817	93.5								12:32.881	
5	1	2:36.670	44.787	55.915	55.968	90.4								15:09.551	
<div style="border: 1px solid black; padding: 5px; display: inline-block; font-size: 2em; font-weight: bold; margin-right: 10px;">79</div> SLT RACING 1.Javier CICUENDEZ RENAULT CLIO CUP IV AR							<div style="border: 1px solid black; padding: 5px; display: inline-block; font-size: 2em; font-weight: bold; margin-right: 10px;">86</div> CLUB JARAMA SPORT 1.Pedro J. HERRAIZ RENAULT CLIO CUP III AR								
1	1	3:26.125	1:51.881	47.628	46.616	68.7								3:26.125	
2	1	2:01.395	32.854	43.999	44.542	116.6								5:27.520	
3	1	2:00.077	32.452	43.444	44.181	117.9								7:27.597	
4	1	2:01.418	32.996	44.140	44.282	116.6								9:29.015	
5	1	2:01.496	32.558	44.493	44.445	116.5								11:30.511	
6	1	2:00.738	32.216	43.733	44.789	117.3	13:31.249								
7	1	1:59.594	32.062	43.173	44.359	118.4	15:30.843								
<div style="border: 1px solid black; padding: 5px; display: inline-block; font-size: 2em; font-weight: bold; margin-right: 10px;">86</div> CLUB JARAMA SPORT 1.Pedro J. HERRAIZ RENAULT CLIO CUP III AR															
1	1	3:11.384	1:29.268	52.451	49.665	74.0								3:11.384	
2	1	2:08.280	34.966	46.787	46.527	110.4								5:19.664	
3	1	2:06.201	33.973	45.745	46.483	112.2								7:25.865	
4	1	2:06.974	34.859	45.726	46.389	111.5								9:32.839	
5	1	2:03.276	33.580	44.602	45.094	114.9								11:36.115	
6	1	2:04.430	33.456	44.698	46.276	113.8	13:40.545								