


GT-CER
CAMPEONATO DE ESPAÑA RESISTENCIARACE READY
IBERIAN HISTORIC RACING

CIRCUITO DE NAVARRA

CTO NAVARRO Y COPA KOBE
FESTIVAL DE LA VELOCIDAD
Entrenamiento Cronometrado 2

Sector Analysis


— Invalidated Lap

■ Personal Best

■ Session Best

B Crossing the pit lane

Lap	D	Time	Sector 1	Sector 2	Sector 3	Kph	Elapsed	Lap	D	Time	Sector 1	Sector 2	Sector 3	Kph	Elapsed		
1	R.A.C. CIRCUITO GUADALOPE 1.Ander GAMON MERCEDES AMG AR - CV - NAV							2	1	2:30.978	40.910	53.332	56.736	93.8	6:13.275		
	3	1	2:29.772	40.836	53.381	55.555	94.5	8:43.047									
	4	1	2:35.184	42.750	56.468	55.966	91.2	11:18.231									
	5	1	2:29.909	41.095	53.459	55.355	94.4	13:48.140									
	6	1	2:29.825	41.117	53.155	55.553	94.5	16:17.965									
	1	1	3:06.894	1:27.588	51.786	47.520	75.8	3:06.894									
	2	1	1:57.669	31.470	43.354	42.845	120.3	5:04.563									
3	1	1:57.451	31.814	42.676	42.961	120.6	7:02.014										
4	1	2:27.917	42.198	54.009	51.710	95.7	9:29.931										
5	1	2:02.900	32.930	45.655	44.315	115.2	11:32.831										
6	1	1:58.199	31.872	43.248	43.079	119.8	13:31.030										
2	AUTOMOVIL CLUB ZARAGOZA 1.Kelhian GRIÑON 2.Marta OLIVA HYUNDAI ACCENT FASE II AR - CV							1	2	3:47.137	2:05.475	50.473	51.189	62.3	3:47.137		
	2	2	2:20.148	37.537	50.674	51.937	101.0	6:07.285									
	3	2	2:24.777	38.089	52.851	53.837	97.8	8:32.062									
	4	2	2:17.108	38.186	48.770	50.152	103.3	10:49.170									
3	SLT RACING 1.Francisco Javier PEREZ PEUGEOT 206 AR							1	1	3:52.816		52.770	60.8	3:52.816			
	2	1	2:25.248		52.576	97.5	6:18.064										
	3	1	2:23.700		52.025	98.5	8:41.764										
	4	1	2:23.264	40.073	52.425	50.766	98.8	11:05.028									
	5	1	2:21.654	38.522	51.031	52.101	100.0	13:26.682									
	6	1	2:19.904		50.894	101.2	15:46.586										
5	MOTOR CLUB SABADELL 1.Jorge VECINO RENAULT CLIO CUP IV AR							1	1	4:17.151	2:46.180	45.805	45.166	55.1	4:17.151		
	2	1	2:04.155	34.654	44.654	44.847	114.0	6:21.306									
	3	1	2:04.629	33.715	46.281	44.633	113.6	8:25.935									
	4	1	1:59.881	32.312	43.514	44.055	118.1	10:25.816									
	5	1	2:05.745	33.453	47.915	44.377	112.6	12:31.561									
	6	1	1:59.723	32.189	43.608	43.926	118.3	14:31.284									
	7	1	2:00.974	32.442	43.667	44.865	117.0	16:32.258									
6	MOTOR CLUB SABADELL 1.Josep BORRELL RENAULT CLIO CUP IV AR - NAV							1	1	3:57.058	2:24.292	46.531	46.235	59.7	3:57.058		
	2	1	2:04.972	34.518	45.274	45.180	113.3	6:02.030									
	3	1	2:00.561	32.346	43.897	44.318	117.4	8:02.591									
	4	1	1:59.808	32.531	43.287	43.990	118.2	10:02.399									
	5	1	1:59.830	32.342	42.997	44.491	118.2	12:02.229									
	6	1	2:04.677	32.723	44.386	47.568	113.6	14:06.906									
	7	1	1:59.503	32.340	43.121	44.042	118.5	16:06.409									
7	MOTORISMO MAGAZINE S.L. 1.Daniel LOSADA TOYOTA AYGO NAV - KOBE							1	1	3:42.297	1:50.170	56.206	55.921	63.7	3:42.297		
	8	ESCUDERIA GREDOS 1.Javier MORENO PEUGEOT 205 AR							1	1	7:43.643	B	4:10.824	46.387	2:46.432	30.5	7:43.643
		2	1	2:10.047	39.896	44.634	45.517	108.9	9:53.690								
		3	1	2:14.147	33.348	50.775	50.024	105.5	12:07.837								
4		1	2:03.723	33.128	45.427	45.168	114.4	14:11.560									
5		1	2:00.939	32.732	43.762	44.445	117.1	16:12.499									
9	ESCUDERIA LAGUN-ARTEA 1.Aitor ARMENDARIZ CITROEN SAXO VTS AR - NAV							1	1	3:37.765	1:57.085	50.819	49.861	65.0	3:37.765		
	10	MALERREKA MOTORSPORT 1.Erick ZABALA FORD FIESTA ST NAV							1	1	3:49.345	2:09.428	48.998	50.919	61.7	3:49.345	
2		1	5:44.936	B	38.640	50.144	4:16.152	41.0	9:34.281								
3		1	2:20.628	43.866	49.853	46.909	100.7	11:54.909									
4		1	2:16.562	38.224	48.523	49.815	103.7	14:11.471									
5		1	2:06.814	34.498	45.732	46.584	111.7	16:18.285									
11		CLUB JARAMA SPORT 1.Busian FONTAN PEUGEOT 308 RACING CUP							1	1	5:33.398	4:06.658	43.111	43.629	42.5	5:33.398	
	2	1	1:57.797	31.118	42.747	43.932	120.2	7:31.195									
	3	1	1:58.947	32.742	42.875	43.330	119.0	9:30.142									
	4	1	1:57.336	31.397	42.907	43.032	120.7	11:27.478									
	5	1	1:57.647	31.150	43.256	43.241	120.3	13:25.125									
14	R.A.C. CIRCUITO GUADALOPE 1.Daniel OLIVER RENAULT CLIO CUP IV AR							1	1	2:58.224	1:27.035	45.857	45.332	79.4	2:58.224		
	2	1	2:01.534	33.446	43.385	44.703	116.5	4:59.758									
	3	1	2:00.403	32.733	43.381	44.289	117.6	7:00.161									
	4	1	2:02.803	33.348	44.551	44.904	115.3	9:02.964									
	5	1	2:00.461	32.323	43.655	44.483	117.5	11:03.425									
	6	1	2:01.591	33.679	43.763	44.149	116.4	13:05.016									
15	MOTORISMO MAGACINE S.L. 1.Sergio CASALINS TOYOTA AYGO NAV - KOBE							1	1	4:05.107	2:11.700	56.085	57.322	57.8	4:05.107		
	2	1	2:37.224	42.233	57.426	57.565	90.1	6:42.331									
	3	1	2:30.173	41.621	53.033	55.519	94.3	9:12.504									
	4	1	2:38.397	43.164	57.483	57.750	89.4	11:50.901									



CTO NAVARRA Y COPA KOBE FESTIVAL DE LA VELOCIDAD Entrenamiento Cronometrado 2

Sector Analysis


_ Invalidated Lap ■ Personal Best ■ Session Best ■ Crossing the pit lane																
Lap	D	Time	Sector 1	Sector 2	Sector 3	Kph	Elapsed	Lap	D	Time	Sector 1	Sector 2	Sector 3	Kph	Elapsed	
16	AUTOMOVIL CLUB ZARAGOZA		RENAULT CLIO CUP IV						PARADINAS MOTORSPORT		TOYOTA AYGO KOBE					
	1.David ASENSIO		AR						1.Miguel GONZALEZ							
	5	1	2:34.409	41.725	56.393	56.291	91.7	14:25.310	2	1	2:16.272	38.711	48.251	49.310	103.9	6:32.358
	6	1	2:30.818	41.862	52.947	56.009	93.9	16:56.128	3	1	2:14.061	37.054	47.986	49.021	105.6	8:46.419
									4	1	2:14.886	37.310	48.431	49.145	105.0	11:01.305
									5	1	2:14.484	37.881	47.586	49.017	105.3	13:15.789
									6	1	2:13.959	37.272	47.593	49.094	105.7	15:29.748
17	IOAR MOTORSPORT		HONDA CIVIC NAV						SLT RACING		HYUNDAI COUPE AR					
	1.Mario FIGUEROA								1.Fernando DOMINGUEZ							
	1	1	6:25.315	4:56.533	44.750	44.032	36.7	6:25.315	1	1	4:20.136		55.347	54.4	4:20.136	
	2	1	<u>2:01.008</u>	32.466	44.591	43.951	117.0	8:26.323	2	1	2:30.702	42.059	53.607	55.036	94.0	6:50.838
	3	1	<u>1:59.708</u>	32.430	43.464	43.814	118.3	10:26.031	3	1	2:30.104	41.463	53.482	55.159	94.3	9:20.942
	4	1	2:03.845	32.528	47.596	43.721	114.3	12:29.876	4	1	2:29.228	41.353	53.118	54.757	94.9	11:50.170
	5	1	1:59.042	32.390	42.894	43.758	118.9	14:28.918	5	1	2:32.449	41.744	54.231	56.474	92.9	14:22.619
18	MARC GARCIA ROJALS		HONDA CIVIC						MOTOR CLUB SABADELL		PEUGEOT 308 RACING CUP AR - CV - NAV					
	1.Marc GARCIA								1.Laurent PUITGMAL							
	1	1	4:10.037	2:28.244	51.654	50.139	56.6	4:10.037	1	1	4:26.916	3:02.910	41.837	42.169	53.0	4:26.916
	2	1	2:10.833	35.982	47.431	47.420	108.2	6:20.870	2	1	1:54.689	30.785	42.798	41.106	123.5	6:21.605
	3	1	2:17.502	37.664	49.878	49.960	103.0	8:38.372	3	1	1:53.745	30.882	41.549	41.314	124.5	8:15.350
	4	1	2:10.033	34.965	46.402	48.666	108.9	10:48.405	4	1	1:52.228	30.328	40.836	41.064	126.2	10:07.578
	5	1	2:06.549	34.623	45.722	46.204	111.9	12:54.954	5	1	1:57.233	30.514	41.234	45.485	120.8	12:04.811
20	RALLYE CLUB COSTA AZAHAR		ALFA ROMEO GTV CV						ESCUDERIA CENTRO		TOYOTA AYGO KOBE					
	1.Jesus LAHOZ								1.Oriol GONZALEZ							
	1	1	4:58.219	3:15.709	51.871	50.639	47.5	4:58.219	1	1	6:31.738	4:09.059	1:11.757	1:10.922	36.1	6:31.738
	2	1	2:18.412	37.851	50.717	49.844	102.3	7:16.631	2	1	2:37.792	42.327	55.848	59.617	89.7	9:09.530
	3	1	2:18.550	37.069	50.093	51.388	102.2	9:35.181	3	1	2:43.544	43.635	56.200	1:03.709	86.6	11:53.074
21	AUTOMOVIL CLUB ZARAGOZA		HYUNDAI COUPE COPA AR						RALLYE CLUB COSTA AZAHAR		TOYOTA MR-2 CV					
	1.Carlos SANZ 2.Guillermo ASO								1.Alejandro MESQUITA							
	1	2	5:02.594	3:29.655	46.777	46.162	46.8	5:02.594	1	1	3:51.103	2:14.670	47.520	48.913	61.3	3:51.103
	2	2	2:06.357	33.863	46.844	45.650	112.1	7:08.951	2	1	2:11.399	35.977	47.465	47.957	107.8	6:02.502
	3	2	2:06.499	33.367	45.364	47.768	111.9	9:15.450	3	1	2:11.814	36.122	47.626	48.066	107.4	8:14.316
	4	2	2:08.253	33.601	48.365	46.287	110.4	11:23.703	4	1	2:11.611	36.929	46.878	47.804	107.6	10:25.927
	5	2	2:06.362	33.854	46.720	45.788	112.0	13:30.065	5	1	2:11.212	36.104	47.407	47.701	107.9	12:37.139
22	CLUB JARAMA SPORT		HYUNDAI ACCENT AR						PARADINAS MOTORSPORT		CUPRA TCR					
	1.Guillermo DEL MORAL								1.Jose Ramon MOLINA							
1	1	4:16.086	2:36.051	49.554	50.481	55.3	4:16.086	1	1	3:24.986	1:53.096	46.412	45.478	69.1	3:24.986	



GT-CER
CAMPEONATO DE ESPAÑA RESISTENCIA



RACE READY
IBERIAN HISTORIC RACING



CTO NAVARRA Y COPA KOBE FESTIVAL DE LA VELOCIDAD Entrenamiento Cronometrado 2

Sector Analysis

CIRCUITO DE NAVARRA 3.933 m.								CIRCUITO DE NAVARRA 3.933 m.							
Lap	D	Time	Sector 1	Sector 2	Sector 3	Kph	Elapsed	Lap	D	Time	Sector 1	Sector 2	Sector 3	Kph	Elapsed
38 R.A.C. CIRCUITO GUADALOPE 1.Laura APARICIO BMW 318IS AR															
1	1	4:14.926	2:26.791	54.650	53.485	55.5	4:14.926								
2	1	2:24.041	40.757	51.789	51.495	98.3	6:38.967								
3	1	2:19.117	37.899	49.843	51.375	101.8	8:58.084								
4	1	2:18.973	37.758	50.111	51.104	101.9	11:17.057								
5	1	2:22.876	37.936	51.616	53.324	99.1	13:39.933								
6	1	2:20.056	38.505	50.407	51.144	101.1	15:59.989								
56 MOTORISMO MAGACINE S.L. 1.Samuel GOMEZ TOYOTA AYGO KOBE															
1	1	5:27.742	3:37.410	54.642	55.690	43.2	5:27.742								
2	1	2:30.235	41.076	53.497	55.662	94.2	7:57.977								
3	1	2:30.754	41.991	53.190	55.573	93.9	10:28.731								
4	1	2:31.445	41.601	53.735	56.109	93.5	13:00.176								
5	1	2:30.311	41.301	53.659	55.351	94.2	15:30.487								
65 ÚLTIMA VUELTA 1.Ruben GONZALEZ TOYOTA AYGO KOBE															
1	1	4:23.258	2:26.340	1:01.582	55.336	53.8	4:23.258								
2	1	2:30.239	41.971	53.478	54.790	94.2	6:53.497								
3	1	2:29.995	41.160	53.411	55.424	94.4	9:23.492								
4	1	2:50.611	53.398	59.621	57.592	83.0	12:14.103								
5	1	2:29.851	41.350	53.439	55.062	94.5	14:43.954								
6	1	2:30.348	41.777	53.679	54.892	94.2	17:14.302								
79 SLT RACING 1.Javier CICUENDEZ RENAULT CLIO CUP IV AR															
1	1	3:24.073	1:51.849	46.494	45.730	69.4	3:24.073								
2	1	2:00.768	32.971	43.582	44.215	117.2	5:24.841								
3	1	1:59.074	32.297	43.116	43.661	118.9	7:23.915								
4	1	1:58.969	31.916	43.299	43.754	119.0	9:22.884								
5	1	2:00.624	32.619	43.968	44.037	117.4	11:23.508								
6	1	2:00.167	32.181	44.188	43.798	117.8	13:23.675								
7	1	1:59.053	31.964	43.363	43.726	118.9	15:22.728								
86 CLUB JARAMA SPORT 1.Pedro J. HERRAIZ RENAULT CLIO CUP III AR															
1	1	4:07.190	2:29.507	50.834	46.849	57.3	4:07.190								
2	1	2:05.007	33.592	45.267	46.148	113.3	6:12.197								
3	1	2:03.996	33.645	45.286	45.065	114.2	8:16.193								
4	1	2:03.021	33.761	44.401	44.859	115.1	10:19.214								
5	1	2:04.122	33.454	44.543	46.125	114.1	12:23.336								
6	1	2:04.757	33.996	44.680	46.081	113.5	14:28.093								
7	1	2:04.068	33.910	44.594	45.564	114.1	16:32.161								
90 TH TRUCKS TEAM 1.Toni GARCIA HONDA CIVIC															
1	1	3:23.749	1:45.420	49.139	49.190	69.5	3:23.749								
2	1	2:14.559	37.089	47.567	49.903	105.2	5:38.308								
3	1	2:12.542	36.272	47.361	48.909	106.8	7:50.850								
4	1	2:11.587	36.121	47.229	48.237	107.6	10:02.437								
121 JOAR MOTORSPORT 1.Jokin CASTAÑO HONDA S2000 NAV															
1	1	4:11.437	2:32.122	50.121	49.194	56.3	4:11.437								
2	1	2:07.413	35.146	45.719	46.548	111.1	6:18.850								
3	1	2:35.858	42.070	55.491	58.297	90.8	8:54.708								
813 JUAN CARLOS ARIAS 1.Juan Carlos ARIAS GINETTA G50															
1	1	4:02.078	2:28.975	48.516	44.587	58.5	4:02.078								
2	1	2:00.915	32.719	44.036	44.160	117.1	6:02.993								
3	1	2:37.220	31.939	1:17.640	47.641	90.1	8:40.213								
4	1	1:59.757	32.800	42.871	44.086	118.2	10:39.970								
5	1	1:59.093	32.272	43.918	42.903	118.9	12:39.063								
6	1	1:58.110	32.856	42.837	42.417	119.9	14:37.173								
7	1	1:57.069	32.034	42.736	42.299	120.9	16:34.242								