



GT-CER
CAMPEONATO DE ESPAÑA RESISTENCIARACE READY
IBERIAN HISTORIC RACING

CTO NAVARRA Y COPA KOBE FESTIVAL DE LA VELOCIDAD

Carrera 1

Sector Analysis

											___ Invalidated Lap		■ Personal Best		■ Session Best		B Crossing the pit lane		
Lap	D	Time	Sector 1	Sector 2	Sector 3	Kph	Elapsed	Lap	D	Time	Sector 1	Sector 2	Sector 3	Kph	Elapsed				
1	R.A.C. CIRCUITO GUADALOPE 1.Ander GAMON							MERCEDES AMG AR - CV - NAV				10	1	2:00.293	32.672	43.517	44.104	117.7	23:45.099
	11	1	2:00.003	32.344	43.789	43.870	118.0	25:45.102	12	1	2:00.089	32.636	43.432	44.021	117.9	27:45.191			
	1	1	2:04.877	39.161	42.966	42.750	113.4	2:04.877											
	2	1	1:55.914	30.974	42.393	42.547	122.1	4:00.791											
	3	1	1:55.838	31.090	42.207	42.541	122.2	5:56.629											
2	AUTOMOVIL CLUB ZARAGOZA 1.Kelhian GRINON 2.Marta OLIVA							HYUNDAI ACCENT FASE II AR - CV				1	1	2:14.068	43.415	44.993	45.660	105.6	2:14.068
	2	1	2:01.022	33.010	43.419	44.593	117.0	4:15.090	3	1	2:00.055	32.134	43.349	44.572	117.9	6:15.145			
	3	1	2:40.339	44.061	59.086	57.192	88.3	13:53.210	4	1	1:59.577	32.293	43.231	44.053	118.4	8:14.722			
	4	1	2:03.565	31.081	49.712	42.772	114.6	8:00.194	5	1	2:00.462	32.291	43.973	44.198	117.5	10:15.184			
	1	2	2:58.873	1:03.124	58.489	57.260	79.2	2:58.873	6	1	2:09.650	32.178	47.344	50.128	109.2	12:24.834			
3	SLT RACING 1.Francisco Javier PEREZ							PEUGEOT 206 AR				7	1	3:23.947	40.845	1:25.082	1:18.020	69.4	15:48.781
	2	2	2:39.154	44.233	58.545	56.376	89.0	5:38.027	8	1	3:38.272	59.072	1:27.972	1:11.228	64.9	19:27.053			
	3	2	2:45.166	44.278	1:01.348	59.540	85.7	8:23.193	9	1	2:02.244	34.507	43.635	44.102	115.8	21:29.297			
	4	2	2:49.678	46.647	1:02.233	1:00.798	83.4	11:12.871	10	1	1:58.857	32.018	42.779	44.060	119.1	23:28.154			
	5	2	2:40.339	44.061	59.086	57.192	88.3	13:53.210	11	1	1:59.247	32.160	43.139	43.948	118.7	25:27.401			
4	FRC COMPETICION 1.Jose Miguel SANCHEZ 2.Daniel SANCHEZ							AUDI TT				12	1	2:00.213	32.531	43.567	44.115	117.8	27:27.614
	1	1	2:38.369	54.530	51.765	52.074	89.4	2:38.369	1	1	2:45.013	56.708	53.069	55.236	85.8	2:45.013			
	2	1	2:23.601	39.409	52.509	51.683	98.6	5:01.970	2	1	2:29.953	41.349	53.340	55.264	94.4	5:14.966			
	3	1	2:24.705			52.493	97.8	7:26.675	3	1	2:30.304	41.370	53.862	55.072	94.2	7:45.270			
	4	1	2:23.735			51.961	98.5	9:50.410	4	1	2:29.870	41.096	53.180	55.594	94.5	10:15.140			
5	MOTOR CLUB SABADELL 1.Jorge VECINO							RENAULT CLIO CUP IV AR				5	1	2:38.948	41.405	58.146	59.397	89.1	12:54.088
	1	2	2:28.166	52.147	48.429	47.590	95.6	2:28.166	6	1	2:58.558	43.114	57.768	1:17.676	79.3	15:52.646			
	2	2	2:28.234	34.781	1:02.176	51.277	95.5	4:56.400	7	1	3:39.742	57.377	1:28.092	1:14.273	64.4	19:32.388			
	1	1	2:22.124	47.822	49.123	45.179	99.6	2:22.124	8	1	2:30.713	40.729	53.821	56.163	93.9	22:03.101			
	2	1	2:03.021	33.518	44.462	45.041	115.1	4:25.145	9	1	2:31.946	40.787	55.096	56.063	93.2	24:35.047			
6	MOTOR CLUB SABADELL 1.Josep BORRELL							RENAULT CLIO CUP IV AR - NAV				10	1	2:30.110	41.225	53.378	55.507	94.3	27:05.157
	1	1	2:02.293	32.672	43.517	44.104	117.7	23:45.099	1	1	2:15.967	44.558	45.530	45.879	104.1	2:15.967			
	2	1	1:55.914	30.974	42.393	42.547	122.1	4:00.791	2	1	2:01.810	32.974	44.065	44.771	116.2	4:17.777			
	3	1	1:55.838	31.090	42.207	42.541	122.2	5:56.629	3	1	2:03.646	33.235	44.235	46.176	114.5	6:21.423			
	4	1	2:03.565	31.081	49.712	42.772	114.6	8:00.194	4	1	2:03.658	34.076	44.518	45.064	114.5	8:25.081			
7	MOTORISMO MAGAZINE S.L 1.Daniel LOSADA							TOYOTA AYGO NAV - KOBE				5	1	2:04.548	33.385	45.566	45.597	113.7	10:29.629
	1	1	2:58.873	1:03.124	58.489	57.260	79.2	2:58.873	6	1	2:34.326	34.006	1:02.943	57.377	91.7	13:03.955			
	2	1	2:39.154	44.233	58.545	56.376	89.0	5:38.027	7	1	2:57.309	39.602	1:00.721	1:16.986	79.9	16:01.264			
	3	1	2:45.166	44.278	1:01.348	59.540	85.7	8:23.193	8	1	3:34.609	53.659	1:28.890	1:12.060	66.0	19:35.873			
	4	1	2:49.678	46.647	1:02.233	1:00.798	83.4	11:12.871	9	1	2:04.966	34.976	44.410	45.580	113.3	21:40.839			
8	ESCUDERIA GREDOS 1.Javier MORENO							PEUGEOT 205 AR				10	1	2:02.939	33.443	44.312	45.184	115.2	23:43.778
	1	1	2:38.369	54.530	51.765	52.074	89.4	2:38.369	11	1	2:01.116	33.128	43.731	44.257	116.9	25:44.894			
	2	1	2:23.601	39.409	52.509	51.683	98.6	5:01.970	12	1	2:04.503	33.896	44.888	45.719	113.7	27:49.397			
	3	1	2:24.705			52.493	97.8	7:26.675	1	1	2:25.611	49.282	48.405	47.924	97.2	2:25.611			
	4	1	2:23.735			51.961	98.5	9:50.410	2	1	2:10.678	35.710	46.540	48.428	108.3	4:36.289			
9	ESCUDERIA LAGUN-ARTEA 1.Aitor ARMENDARIZ							CITROEN SAXO VTS AR - NAV				3	1	2:09.445	35.124	46.637	47.684	109.4	6:45.734
	1	2	2:28.166	52.147	48.429	47.590	95.6	2:28.166	1	1	2:25.611	49.282	48.405	47.924	97.2	2:25.611			
	2	2	2:28.234	34.781	1:02.176	51.277	95.5	4:56.400	2	1	2:10.678	35.710	46.540	48.428	108.3	4:36.289			
	1	1	2:22.124	47.822	49.123	45.179	99.6	2:22.124	3	1	2:09.445	35.124	46.637	47.684	109.4	6:45.734			
	2	1	2:03.021	33.518	44.462	45.041	115.1	4:25.145											

GT-CER
CAMPEONATO DE ESPAÑA RESISTENCIARACE READY
IBERIAN HISTORIC RACING


CTO NAVARRA Y COPA KOBÉ

FESTIVAL DE LA VELOCIDAD

Carrera 1

Sector Analysis

CARRERA 1							CARRERA 2														
Lap	D	Time	Sector 1	Sector 2	Sector 3	Kph	Elapsed	Lap	D	Time	Sector 1	Sector 2	Sector 3	Kph	Elapsed						
4	1	2:09.237	35.208	46.443	47.586	109.6	8:54.971	12	1	2:00.054	32.962	42.832	44.260	117.9	27:37.392						
5	1	2:10.105	35.144	47.149	47.812	108.8	11:05.076	<div style="border: 2px solid black; padding: 5px; display: inline-block; font-size: 2em; font-weight: bold; margin-bottom: 5px;">15</div> MOTORISMO MAGACINE S.L. 1.Sergio CASALINS TOYOTA AYGO NAV - KOBÉ													
6	1	2:22.936	36.995	50.498	55.443	99.1	13:28.012														
7	1	3:02.631	46.320	1:26.080	50.231	77.5	16:30.643														
8	1	3:11.503	37.244	1:23.998	1:10.261	73.9	19:42.146														
9	1	2:14.621	36.354	48.368	49.899	105.2	21:56.767														
10	1	2:09.841	35.214	46.803	47.824	109.0	24:06.608														
11	1	2:09.584	35.334	46.639	47.611	109.3	26:16.192														
12	1	2:10.852	35.891	46.751	48.210	108.2	28:27.044														
<div style="border: 2px solid black; padding: 5px; display: inline-block; font-size: 2em; font-weight: bold; margin-bottom: 5px;">10</div> MALERREKA MOTORSPORT 1.Erick ZABALA FORD FIESTA ST Line NAV							1								1	2:46.488	57.512	53.663	55.313	85.0	2:46.488
							2								1	2:29.906	41.384	53.300	55.222	94.5	5:16.394
							3								1	2:30.536	41.112	54.081	55.343	94.1	7:46.930
							4								1	2:30.182	41.078	53.310	55.794	94.3	10:17.112
							5	1	2:40.256	41.635	59.563	59.058	88.4	12:57.368							
							6	1	2:59.501	42.866	59.364	1:17.271	78.9	15:56.869							
							7	1	3:37.502	55.469	1:28.836	1:13.197	65.1	19:34.371							
							8	1	2:32.719	42.101	53.834	56.784	92.7	22:07.090							
							9	1	2:32.407	41.293	54.365	56.749	92.9	24:39.497							
							10	1	2:30.957	41.925	53.630	55.402	93.8	27:10.454							
							<div style="border: 2px solid black; padding: 5px; display: inline-block; font-size: 2em; font-weight: bold; margin-bottom: 5px;">16</div> AUTOMOVIL CLUB ZARAGOZA 1.David ASENSIO RENAULT CLIO CUP IV AR							1	1	2:10.019	41.644	44.255	44.120	108.9	2:10.019
														2	1	2:00.443	32.168	44.617	43.658	117.6	4:10.462
														3	1	1:58.493	32.059	42.993	43.441	119.5	6:08.955
4	1	1:58.132	31.942	42.529	43.661	119.9								8:07.087							
5	1	2:00.329	31.909	43.337	45.083	117.7								10:07.416							
6	1	2:15.550	31.785	48.462	55.303	104.5								12:22.966							
7	1	3:24.849	41.266	1:25.077	1:18.506	69.1								15:47.815							
8	1	3:39.572	59.487	1:27.485	1:12.600	64.5								19:27.387							
9	1	2:06.931	35.362			111.5								21:34.318							
10	1	1:58.328	32.103	42.666	43.559	119.7								23:32.646							
11	1	1:58.630	32.348	42.875	43.407	119.4								25:31.276							
12	1	1:59.865	32.268	43.271	44.326	118.1								27:31.141							
<div style="border: 2px solid black; padding: 5px; display: inline-block; font-size: 2em; font-weight: bold; margin-bottom: 5px;">17</div> IOAR MOTORSPORT 1.Mario FIGUEROA HONDA CIVIC NAV							1	1	2:22.503	47.601	47.555	47.347	99.4	2:22.503							
							2	1	2:06.381	34.500	45.758	46.123	112.0	4:28.884							
							3	1	2:06.669	34.153	45.336	47.180	111.8	6:35.553							
							4	1	2:07.893	34.061	47.603	46.229	110.7	8:43.446							
							5	1	2:10.601	35.334	47.580	47.687	108.4	10:54.047							
							6	1	2:32.613	37.678	56.307	58.628	92.8	13:26.660							
							7	1	2:44.359	43.427	1:01.623	59.309	86.1	16:11.019							
							8	1	3:31.044	49.862	1:29.579	1:11.603	67.1	19:42.063							
							9	1	2:13.987	37.627	47.975	48.385	105.7	21:56.050							
							10	1	2:07.470	35.330	45.654	46.486	111.1	24:03.520							
							11	1	2:07.862	34.844	46.853	46.165	110.7	26:11.382							
							12	1	2:06.242	34.451	45.582	46.209	112.2	28:17.624							
<div style="border: 2px solid black; padding: 5px; display: inline-block; font-size: 2em; font-weight: bold; margin-bottom: 5px;">18</div> MARC GARCIA ROJALS 1.Marc GARCIA HONDA CIVIC							1	1	2:24.404	48.315	47.695	48.394	98.0	2:24.404							
							2	1	2:11.519	35.547	47.445	48.527	107.7	4:35.923							
							3	1	2:10.975	35.996	46.768	48.211	108.1	6:46.898							
							4	1	2:09.980	35.647	46.827	47.506	108.9	8:56.878							
							5	1	2:10.633	35.273	47.134	48.226	108.4	11:07.511							
							<div style="border: 2px solid black; padding: 5px; display: inline-block; font-size: 2em; font-weight: bold; margin-bottom: 5px;">14</div> R.A.C. CIRCUITO GUADALOPE 1.Daniel OLIVER RENAULT CLIO CUP IV AR							1	1	2:14.940	44.081	45.516	45.343	104.9	2:14.940
														2	1	2:01.026	32.509	43.965	44.552	117.0	4:15.966
														3	1	2:00.348	32.309	43.765	44.274	117.6	6:16.314
														4	1	2:00.137	32.568	43.562	44.007	117.9	8:16.451
														5	1	2:00.267	32.727	43.713	43.827	117.7	10:16.718
														6	1	2:09.331	32.578	46.236	50.517	109.5	12:26.049
														7	1	3:24.338	40.566	1:25.833	1:17.939	69.3	15:50.387
8	1	3:37.184	58.909	1:27.644	1:10.631	65.2								19:27.571							
9	1	2:08.233	34.273			110.4								21:35.804							
10	1	2:01.731	32.841	44.751	44.139	116.3								23:37.535							
11	1	1:59.803	32.413	43.681	43.709	118.2								25:37.338							

GT-CER
CAMPEONATO DE ESPAÑA RESISTENCIARACE READY
IBERIAN HISTORIC RACING

CTO NAVARRA Y COPA KOBE FESTIVAL DE LA VELOCIDAD Carrera 1

Sector Analysis

_ Invalidated Lap

■ Personal Best

■ Session Best

B Crossing the pit lane

Lap	D	Time	Sector 1	Sector 2	Sector 3	Kph	Elapsed	Lap	D	Time	Sector 1	Sector 2	Sector 3	Kph	Elapsed
6	1	2:23.403	39.093	51.379	52.931	98.7	13:30.914	8	1	2:33.613			57.676	92.2	22:06.844
7	1	3:00.962	43.995	1:26.066	50.901	78.2	16:31.876	9	1	2:33.059	41.372	54.349	57.338	92.5	24:39.903
8	1	3:10.268	37.055	1:23.966	1:09.247	74.4	19:42.144	10	1	2:32.416	41.538	53.979	56.899	92.9	27:12.319

20		RALLYE CLUB COSTA AZAHAR					ALFA ROMEO GTV	
		1.Jesus LAHOZ					CV	
1	1	2:33.602	52.465	50.550	50.587	92.2	2:33.602	
2	1	2:17.107	36.868	50.179	50.060	103.3	4:50.709	
3	1	2:17.050	37.256	49.289	50.505	103.3	7:07.759	
4	1	2:18.996	37.079	50.263	51.654	101.9	9:26.755	
5	1	2:22.623	36.666	49.561	56.396	99.3	11:49.378	
6	1	2:28.034	42.981	52.208	52.845	95.6	14:17.412	
7	1	2:31.808	39.518	56.470	55.820	93.3	16:49.220	
8	1	3:00.187	43.579	1:08.202	1:08.406	78.6	19:49.407	
9	1	2:17.661	38.133	49.821	49.707	102.9	22:07.068	
10	1	2:17.607	38.471	49.745	49.391	102.9	24:24.675	
11	1	2:16.031	37.757	48.854	49.420	104.1	26:40.706	
12	1	2:17.554	38.021	49.268	50.265	102.9	28:58.260	

21		AUTOMOVIL CLUB ZARAGOZA					HYUNDAI COUPE COPA	
		1.Carlos SANZ					AR	
		2.Guillermo ASO						
1	1	2:25.573	49.129	49.007	47.437	97.3	2:25.573	
2	1	2:08.034	34.767	46.468	46.799	110.6	4:33.607	
3	1	2:09.127	35.044	46.685	47.398	109.7	6:42.734	
4	1	2:07.183	34.643	46.207	46.333	111.3	8:49.917	
5	1	2:09.588	34.425	46.549	48.614	109.3	10:59.505	
6	1	2:27.642	38.468	51.091	58.083	95.9	13:27.147	

22		CLUB JARAMA SPORT					HYUNDAI ACCENT	
		1.Guillermo DEL MORAL					AR	
1	1	2:28.903	50.926	48.645	49.332	95.1	2:28.903	
2	1	2:13.495	36.860	47.789	48.846	106.1	4:42.398	
3	1	2:13.380	36.992	47.372	49.016	106.2	6:55.778	
4	1	2:14.041	37.068	47.710	49.263	105.6	9:09.819	
5	1	2:20.780	37.299	48.981	54.500	100.6	11:30.599	
6	1	2:25.410	40.098	53.655	51.657	97.4	13:56.009	
7	1	2:50.781	42.413	1:10.942	57.426	82.9	16:46.790	
8	1	3:02.164	43.310	1:09.192	1:09.662	77.7	19:48.954	
9	1	2:17.332	37.695	49.929	49.708	103.1	22:06.286	
10	1	2:17.808	38.029	50.138	49.641	102.7	24:24.094	
11	1	2:16.109	37.897	48.743	49.469	104.0	26:40.203	
12	1	2:15.824	37.498	48.471	49.855	104.2	28:56.027	

23		PARADINAS MOTORSPORT					TOYOTA AYGO KOBE	
		1.Miguel GONZALEZ						
1	1	2:45.792	57.185	53.319	55.288	85.4	2:45.792	
2	1	2:29.615	41.230	53.253	55.132	94.6	5:15.407	
3	1	2:30.791	41.411	54.352	55.028	93.9	7:46.198	
4	1	2:30.362	41.105	53.562	55.695	94.2	10:16.560	
5	1	2:39.204	41.451	58.511	59.242	88.9	12:55.764	
6	1	3:00.092	43.526	58.792	1:17.774	78.6	15:55.856	
7	1	3:37.375			1:12.993	65.1	19:33.231	

24		SLT RACING					HYUNDAI COUPE	
		1.Fernando DOMINGUEZ					AR	
1	1	2:19.368	46.131	46.590	46.647	101.6	2:19.368	
2	1	2:05.897	34.309	45.525	46.063	112.5	4:25.265	
3	1	2:06.399	33.799	46.101	46.499	112.0	6:31.664	
4	1	2:04.089	33.665	44.900	45.524	114.1	8:35.753	
5	1	2:07.069	33.674	46.064	47.331	111.4	10:42.822	
6	1	2:29.560	37.166	54.435	57.959	94.7	13:12.382	
7	1	2:53.789	39.686	57.136	1:16.967	81.5	16:06.171	
8	1	3:30.807	51.578	1:29.478	1:09.751	67.2	19:36.978	
9	1	2:14.932	38.445	48.851	47.636	104.9	21:51.910	
10	1	2:10.328	35.533	47.799	46.996	108.6	24:02.238	
11	1	2:07.844	34.538	45.882	47.424	110.8	26:10.082	
12	1	2:06.529	34.495	45.614	46.420	111.9	28:16.611	


26		MOTOR CLUB SABADELL					PEUGEOT 308 RACING CUP	
		1.Laurent PUITGMAL					AR - CV - NAV	
1	1	2:14.182	46.428	45.008	42.746	105.5	2:14.182	
2	1	1:54.147	30.299	41.920	41.928	124.0	4:08.329	
3	1	1:55.628	30.374	43.432	41.822	122.5	6:03.957	
4	1	1:56.774	30.511	44.018	42.245	121.2	8:00.731	
5	1	1:54.636	31.121	42.474	41.041	123.5	9:55.367	
6	1	1:55.587	29.988	42.024	43.575	122.5	11:50.954	
7	1	3:53.200	51.694	1:40.835	1:20.671	60.7	15:44.154	
8	1	3:36.247	58.584	1:27.551	1:10.112	65.5	19:20.401	
9	1	1:53.250	30.291	41.471	41.488	125.0	21:13.651	
10	1	1:52.993	30.097	41.404	41.492	125.3	23:06.644	
11	1	1:52.417	30.083	41.093	41.241	125.9	24:59.061	
12	1	1:57.429	30.011	42.060	45.358	120.6	26:56.490	

29		ESCUDERIA CENTRO					TOYOTA AYGO KOBE	
		1.Oriol GONZALEZ						
1	1	2:52.962	1:00.761	55.542	56.659	81.9	2:52.962	
2	1	2:33.439	42.149	55.135	56.155	92.3	5:26.401	
3	1	2:33.769	42.329	55.192	56.248	92.1	8:00.170	
4	1	2:40.277	43.228	56.831	1:00.218	88.3	10:40.447	
5	1	2:45.225	46.074	59.939	59.212	85.7	13:25.672	
6	1	2:44.526	43.408	1:00.193	1:00.925	86.1	16:10.198	
7	1	3:31.743	49.633	1:29.593	1:12.517	66.9	19:41.941	
8	1	2:39.452	43.268	58.432	57.752	88.8	22:21.393	
9	1	2:34.967	42.393	55.483	57.091	91.4	24:56.360	
10	1	2:37.466	43.245	55.740	58.481	89.9	27:33.826	

35		RALLYE CLUB COSTA AZAHAR					TOYOTA MR-2	
		1.Alejandro MESQUITA					CV	
1	1	2:27.463	49.953	49.036	48.474	96.0	2:27.463	
2	1	2:11.797	36.948	47.087	47.762	107.4	4:39.260	
3	1	2:10.288	35.862	46.512	47.914	108.7	6:49.548	

GT-CER
CAMPEONATO DE ESPAÑA RESISTENCIARACE READY
IBERIAN HISTORIC RACING

CIRCUITO DE NAVARRA

CTO NAVARRO Y COPA KOBE
FESTIVAL DE LA VELOCIDAD
Carrera 1

Sector Analysis

— Invalidated Lap

■ Personal Best

■ Session Best

B Crossing the pit lane

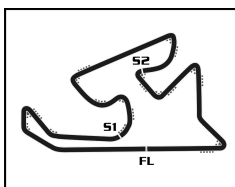
Lap	D	Time	Sector 1	Sector 2	Sector 3	Kph	Elapsed	Lap	D	Time	Sector 1	Sector 2	Sector 3	Kph	Elapsed
4	1	2:09.678	35.667	46.353	47.658	109.2	8:59.226	65 ÚLTIMA VUELTA TOYOTA AYGO							
5	1	2:11.502	35.720	47.239	48.543	107.7	11:10.728	1.Ruben GONZALEZ KOBE							
6	1	2:23.602	38.738	52.339	52.525	98.6	13:34.330	1	1	2:47.258	58.390	53.650	55.218	84.7	2:47.258
7	1	2:59.853	42.661	1:26.111	51.081	78.7	16:34.183	2	1	2:29.627	41.024	53.508	55.095	94.6	5:16.885
8	1	3:09.192	37.075	1:23.607	1:08.510	74.8	19:43.375	3	1	2:30.415	41.082	54.179	55.154	94.1	7:47.300
9	1	2:15.066	36.970	48.611	49.485	104.8	21:58.441	4	1	2:30.730	41.112	54.345	55.273	93.9	10:18.030
10	1	2:10.769	35.552	47.064	48.153	108.3	24:09.210	5	1	2:40.354	41.801	59.621	58.932	88.3	12:58.384
11	1	2:10.295	35.470	47.089	47.736	108.7	26:19.505	6	1	2:59.932	42.930	59.537	1:17.465	78.7	15:58.316
12	1	2:11.951	36.081	48.418	47.452	107.3	28:31.456	7	1	3:37.176	54.889	1:28.672	1:13.615	65.2	19:35.492
36 PARADINAS MOTORSPORT CUPRA TCR								79 SLT RACING RENAULT CLIO CUP IV							
1.Jose Ramon MOLINA AR								1.Javier CIGUENDEZ AR							
1	1	2:18.668	47.149	46.294	45.225	102.1	2:18.668	1	1	2:09.697	41.386	44.174	44.137	109.2	2:09.697
2	1	2:01.599	33.183	44.202	44.214	116.4	4:20.267	2	1	1:59.257	32.080	43.304	43.873	118.7	4:08.954
3	1	2:01.494	32.485	43.514	45.495	116.5	6:21.761	3	1	1:59.006	32.260	43.131	43.615	119.0	6:07.960
4	1	2:00.021	32.881	43.595	43.545	118.0	8:21.782	4	1	1:58.623	32.026	42.891	43.706	119.4	8:06.583
5	1	2:04.600	33.014	46.240	45.346	113.6	10:26.382	5	1	1:59.742	32.027	43.339	44.376	118.2	10:06.325
6	1	2:36.465	34.953	1:03.994	57.518	90.5	13:02.847	6	1	2:16.299	32.117	48.680	55.502	103.9	12:22.624
7	1	2:56.892	39.534	1:00.972	1:16.386	80.0	15:59.739	7	1	3:24.623	41.226	1:24.539	1:18.858	69.2	15:47.247
8	1	3:35.942	54.388	1:28.772	1:12.782	65.6	19:35.681	8	1	3:39.958	59.599	1:27.184	1:13.175	64.4	19:27.205
9	1	2:05.471	35.991	45.523	43.957	112.8	21:41.152	9	1	2:00.877	33.947	43.035	43.895	117.1	21:28.082
10	1	1:59.360	32.306	43.219	43.835	118.6	23:40.512	10	1	1:59.286	32.297	43.016	43.973	118.7	23:27.368
11	1	1:59.510	32.111	43.493	43.906	118.5	25:40.022	11	1	1:58.668	31.964	42.938	43.766	119.3	25:26.036
12	1	2:00.230	32.072	43.385	44.773	117.8	27:40.252	12	1	2:00.195	32.268	43.201	44.726	117.8	27:26.231
38 R.A.C. CIRCUITO GUADALOPE BMW 318IS								86 CLUB JARAMA SPORT RENAULT CLIO CUP III							
1.Laura APARICIO AR								1.Pedro J. HERRAIZ AR							
1	1	2:32.558	51.601	50.364	50.593	92.8	2:32.558	1	1	2:17.918	45.388	46.500	46.030	102.7	2:17.918
2	1	2:17.280	37.015	49.833	50.432	103.1	4:49.838	2	1	2:05.692	35.005	45.125	45.562	112.6	4:23.610
3	1	2:16.998	37.081	49.451	50.466	103.4	7:06.836	3	1	2:06.642	34.081	46.593	45.968	111.8	6:30.252
4	1	2:18.924	37.112	50.391	51.421	101.9	9:25.760	4	1	2:03.418	33.778	44.698	44.942	114.7	8:33.670
5	1	2:23.961	38.163	49.923	55.875	98.4	11:49.721	5	1	2:04.431	33.745	45.506	45.180	113.8	10:38.101
6	1	2:28.495	43.281	52.816	52.398	95.3	14:18.216	6	1	2:27.575	33.839	56.677	57.059	95.9	13:05.676
7	1	2:31.660	39.180	57.130	55.350	93.4	16:49.876	7	1	2:57.518	39.926	1:01.190	1:16.402	79.8	16:03.194
8	1	3:00.025	43.292	1:08.463	1:08.270	78.6	19:49.901	8	1	3:33.158	53.292	1:29.340	1:10.526	66.4	19:36.352
9	1	2:20.063	37.960	50.517	51.586	101.1	22:09.964	9	1	2:10.150	37.464	46.779	45.907	108.8	21:46.502
10	1	2:22.336	39.223	50.748	52.365	99.5	24:32.300	10	1	2:04.825	33.771	45.244	45.810	113.4	23:51.327
11	1	2:17.484	37.344	49.669	50.471	103.0	26:49.784	11	1	2:05.086	34.289	45.268	45.529	113.2	25:56.413
12	1	2:19.198	37.692	50.608	50.898	101.7	29:08.982	12	1	2:05.864	34.218	45.538	46.108	112.5	28:02.277
56 MOTORISMO MAGACINE S.L. TOYOTA AYGO								90 TH TRUCKS TEAM HONDA CIVIC							
1.Samuel GOMEZ KOBE								1.Toni GARCIA							
1	1	2:44.769	55.989	53.234	55.546	85.9	2:44.769	1	1	2:25.421	48.655	48.593	48.173	97.4	2:25.421
2	1	2:29.606	41.412	53.161	55.033	94.6	5:14.375	2	1	2:11.715	36.436	47.247	48.032	107.5	4:37.136
3	1	2:31.478	42.135	54.167	55.176	93.5	7:45.853	3	1	2:10.711	35.829	46.665	48.217	108.3	6:47.847
4	1	2:30.107	41.050	53.195	55.862	94.3	10:15.960	4	1	2:10.645	36.151	46.858	47.636	108.4	8:58.492
5	1	2:38.541	41.367	57.999	59.175	89.3	12:54.501	5	1	2:11.169	35.730	47.231	48.208	107.9	11:09.661
6	1	2:59.078	43.239	58.541	1:17.298	79.1	15:53.579	6	1	2:22.033	38.523	51.812	51.698	99.7	13:31.694
7	1	3:39.328	57.122	1:28.101	1:14.105	64.6	19:32.907								
8	1	2:31.872	41.039	53.948	56.885	93.2	22:04.779								
9	1	2:30.854	41.577	53.320	55.957	93.9	24:35.633								
10	1	2:30.290	41.088	53.424	55.778	94.2	27:05.923								



GT-CER
CAMPEONATO DE ESPAÑA RESISTENCIA



RACE READY
IBERIAN HISTORIC RACING



CIRCUITO DE NAVARRA 3.933 m.

CTO NAVARRO Y COPA KOBE FESTIVAL DE LA VELOCIDAD Carrera 1

Sector Analysis

— Invalidated Lap ■ Personal Best ■ Session Best B Crossing the pit lane

Lap	D	Time	Sector 1	Sector 2	Sector 3	Kph	Elapsed	Lap	D	Time	Sector 1	Sector 2	Sector 3	Kph	Elapsed
7	1	3:01.625	44.208	1:25.951	51.466	78.0	16:33.319								
8	1	3:09.136	37.233	1:23.218	1:08.685	74.9	19:42.455								
9	1	2:15.045	37.613	48.053	49.379	104.8	21:57.500								
10	1	2:11.120	35.681	47.221	48.218	108.0	24:08.620								
11	1	2:10.679	35.219	47.368	48.092	108.3	26:19.299								
12	1	2:10.980	35.824	47.578	47.578	108.1	28:30.279								

813

JUAN CARLOS ARIAS GINETTA G50

1. Juan Carlos ARIAS

1	1	2:07.739	41.029	43.533	43.177	110.8	2:07.739
2	1	1:58.408	32.284	43.169	42.955	119.6	4:06.147
3	1	3:09.774	32.230	42.824	1:54.720	74.6	7:15.921
4	1	2:04.140	34.188	44.835	45.117	114.1	9:20.061
5	1	2:07.328	32.931	44.229	50.168	111.2	11:27.389
6	1	2:26.271	42.337	53.164	50.770	96.8	13:53.660
7	1	2:51.013	44.129	1:10.606	56.278	82.8	16:44.673
8	1	3:03.518	44.158	1:09.352	1:10.008	77.2	19:48.191
9	1	2:12.534	35.570	46.219	50.745	106.8	22:00.725
10	1	2:04.586	33.736	45.451	45.399	113.6	24:05.311
11	1	2:02.283	32.741	45.052	44.490	115.8	26:07.594
12	1	1:59.451	32.706	43.424	43.321	118.5	28:07.045