


GT-CER
CAMPEONATO DE ESPAÑA RESISTENCIARACE READY
IBERIAN HISTORIC RACING


CTO NAVARRA Y COPA KOBE

FESTIVAL DE LA VELOCIDAD

Carrera 2

Sector Analysis

CARRERA 1							CARRERA 2													
Lap	D	Time	Sector 1	Sector 2	Sector 3	Kph	Elapsed	Lap	D	Time	Sector 1	Sector 2	Sector 3	Kph	Elapsed					
1 R.A.C. CIRCUITO GUADALOPE 1.Ander GAMON MERCEDES AMG AR - CV - NAV							5 1 2:10.075 B 32.138 44.209 53.728 108.9 10:32.862													
1	1	2:18.448	40.990	44.572	52.886	102.3	2:18.448	6	1	2:07.841	37.952	44.980	44.909	110.8	12:40.703					
2	1	2:02.931	32.751	44.868	45.312	115.2	4:21.379	7	1	2:01.095	32.341	44.203	44.551	116.9	14:41.798					
3	1	2:03.107	32.861	45.661	44.585	115.0	6:24.486	8	1	2:04.124	33.736	43.703	46.685	114.1	16:45.922					
4	1	2:01.652	32.306	44.306	45.040	116.4	8:26.138	9	1	2:00.779	32.589	43.665	44.525	117.2	18:46.701					
5	1	2:00.537	32.813	43.854	43.870	117.5	10:26.675	7 MOTORISMO MAGAZINE S.L 1.Daniel LOSADA TOYOTA AYGO NAV - KOBE												
6	1	2:03.674	34.817	44.960	43.897	114.5	12:30.349	1	1	2:45.222	56.186	53.628	55.408	85.7	2:45.222					
7	1	2:01.633	32.298	45.606	43.729	116.4	14:31.982	2	1	2:30.767	41.512	53.547	55.708	93.9	5:15.989					
8	1	2:00.098	32.018	44.157	43.923	117.9	16:32.080	3	1	2:30.075	41.397	53.348	55.330	94.3	7:46.064					
2 AUTOMOVIL CLUB ZARAGOZA 1.Kelhian GRIÑON 2.Marta OLIVA HYUNDAI ACCENT FASE II AR - CV							4							1	2:33.364	41.769	54.734	56.861	92.3	10:19.428
1	1	2:29.281	50.379	48.869	50.033	94.8	2:29.281	5	1	2:31.767	41.189	53.784	56.794	93.3	12:51.195					
2	1	2:15.728	37.498	48.424	49.806	104.3	4:45.009	6	1	2:29.586	41.432	53.162	54.992	94.7	15:20.781					
3	1	2:16.172	37.677	48.711	49.784	104.0	7:01.181	7	1	2:30.364	41.271	53.129	55.964	94.2	17:51.145					
4	1	2:16.208	37.602	48.745	49.861	103.9	9:17.389	8 ESCUDERIA GREDOS 1.Javier MORENO PEUGEOT 205 AR												
5	1	2:18.009	37.772	49.918	50.319	102.6	11:35.398	1	1	2:14.832	44.440	44.927	45.465	105.0	2:14.832					
6	1	2:17.366	37.845	49.814	49.707	103.1	13:52.764	2	1	2:01.718	33.174	44.087	44.457	116.3	4:16.550					
7	1	2:16.098	37.712	48.474	49.912	104.0	16:08.862	3	1	2:02.858	32.938	44.460	45.460	115.2	6:19.408					
8	1	2:19.005	37.949	51.187	49.869	101.9	18:27.867	4	1	2:01.559	33.025	44.084	44.450	116.5	8:20.967					
3 SLT RACING 1.Francisco Javier PEREZ PEUGEOT 206 AR							5							1	2:01.990	33.026	44.513	44.451	116.1	10:22.957
1	1	2:39.644	54.663	52.160	52.821	88.7	2:39.644	6	1	2:05.287	34.827	45.370	45.090	113.0	12:28.244					
2	1	2:26.867	40.682	52.759	53.426	96.4	5:06.511	7	1	2:02.450	33.484	44.433	44.533	115.6	14:30.694					
3	1	2:27.546	40.840	52.902	53.804	96.0	7:34.057	8	1	2:00.789	32.792	43.896	44.101	117.2	16:31.483					
4	1	2:27.586			53.549	95.9	10:01.643	9	1	2:04.233	33.467	45.414	45.352	114.0	18:35.716					
5	1	2:30.199			52.590	94.3	12:31.842	9 ESCUDERIA LAGUN-ARTEA 1.Aitor ARMENDARIZ CITROEN SAXO VTS AR - NAV												
6	1	2:25.769			53.143	97.1	14:57.611	1	1	2:27.894	51.433	48.481	47.980	95.7	2:27.894					
7	1	2:39.347	40.131	53.944	1:05.272	88.9	17:36.958	2	1	2:11.070	35.568	47.279	48.223	108.0	4:38.964					
5 MOTOR CLUB SABADELL 1.Jorge VECINO RENAULT CLIO CUP IV AR							3							1	2:10.945	35.819	46.866	48.260	108.1	6:49.909
1	1	2:16.123	42.985	45.074	48.064	104.0	2:16.123	4	1	2:10.552	36.144	46.611	47.797	108.5	9:00.461					
2	1	2:00.803	32.594	44.004	44.205	117.2	4:16.926	5	1	2:13.217	36.696	48.455	48.066	106.3	11:13.678					
3	1	2:01.502	32.962	44.085	44.455	116.5	6:18.428	6	1	2:13.225	36.865	48.389	47.971	106.3	13:26.903					
4	1	2:00.265	32.146	43.867	44.252	117.7	8:18.693	7	1	2:11.833	35.569	48.056	48.208	107.4	15:38.736					
5	1	2:00.450	32.498	43.641	44.311	117.5	10:19.143	8	1	2:11.389	36.001	47.185	48.203	107.8	17:50.125					
6	1	2:00.695	32.342	43.784	44.569	117.3	12:19.838	10 MALERREKA MOTORSPORT 1.Erick ZABALA FORD FIESTA ST Line NAV												
7	1	2:06.325	38.530	43.889	43.906	112.1	14:26.163	1	1	2:20.545	46.460	46.168	47.917	100.7	2:20.545					
8	1	2:00.351	32.297	43.931	44.123	117.6	16:26.514	2	1	2:07.230	34.790	46.093	46.347	111.3	4:27.775					
9	1	2:02.725	32.853	44.694	45.178	115.4	18:29.239	3	1	3:00.836	34.864	1:38.680	47.292	78.3	7:28.611					
6 MOTOR CLUB SABADELL 1.Josep BORRELL RENAULT CLIO CUP IV AR - NAV							4							1	2:08.387	34.518	45.569	48.300	110.3	9:36.998
1	1	2:18.633	42.383	44.238	52.012	102.1	2:18.633	11 CLUB JARAMA SPORT 1.Busian FONTAN PEUGEOT 308 RACING CUP												
2	1	2:03.086	33.224	44.681	45.181	115.0	4:21.719	1	1	2:08.764	41.606	44.094	43.064	110.0	2:08.764					
3	1	2:01.431	33.044	44.281	44.106	116.6	6:23.150	2	1	1:56.640	31.983	42.162	42.495	121.4	4:05.404					
4	1	1:59.637	32.128	43.544	43.965	118.3	8:22.787	3	1	1:55.863	31.257	41.928	42.678	122.2	6:01.267					

GT-CER
CAMPEONATO DE ESPAÑA RESISTENCIARACE READY
IBERIAN HISTORIC RACING

CTO NAVARRA Y COPA KOBE


FESTIVAL DE LA VELOCIDAD

Carrera 2

Sector Analysis

— Invalidated Lap ■ Personal Best ■ Session Best B Crossing the pit lane

Lap	D	Time	Sector 1	Sector 2	Sector 3	Kph	Elapsed	Lap	D	Time	Sector 1	Sector 2	Sector 3	Kph	Elapsed
14 R.A.C. CIRCUITO GUADALOPE RENAULT CLIO CUP IV 1.Daniel OLIVER AR															
1	1	2:14.188	43.951	44.617	45.620	105.5	2:14.188								
2	1	2:00.780	32.440	43.973	44.367	117.2	4:14.968								
3	1	1:59.780	32.402	43.331	44.047	118.2	6:14.748								
4	1	1:59.994	32.396	43.603	43.995	118.0	8:14.742								
5	1	2:01.259	32.393	44.098	44.768	116.8	10:16.001								
6	1	2:00.907	32.522	43.928	44.457	117.1	12:16.908								
7	1	2:00.140	32.603	43.358	44.179	117.9	14:17.048								
8	1	2:00.164	32.642	43.641	43.881	117.8	16:17.212								
9	1	2:01.197	32.639	43.935	44.623	116.8	18:18.409								
15 MOTORISMO MAGACINE S.L. TOYOTA AYGO 1.Sergio CASALINS NAV - KOBE															
1	1	2:46.026	56.631	53.716	55.679	85.3	2:46.026								
2	1	2:30.528	41.301	53.440	55.787	94.1	5:16.554								
3	1	2:30.118	41.219	53.452	55.447	94.3	7:46.672								
4	1	2:32.987	41.687	54.597	56.703	92.5	10:19.659								
5	1	2:31.907	41.704	53.548	56.655	93.2	12:51.566								
6	1	2:29.756	41.386	53.263	55.107	94.5	15:21.322								
7	1	2:30.489	41.106	53.729	55.654	94.1	17:51.811								
16 AUTOMOVIL CLUB ZARAGOZA RENAULT CLIO CUP IV 1.David ASENSIO AR															
1	1	2:13.242	41.197	44.952	47.093	106.3	2:13.242								
2	1	1:59.771	32.269	43.777	43.725	118.2	4:13.013								
3	1	1:58.425	32.071	42.853	43.501	119.6	6:11.438								
4	1	1:58.746	32.120	43.164	43.462	119.2	8:10.184								
5	1	1:59.785	32.132	43.384	44.269	118.2	10:09.969								
6	1	1:59.773	32.179	43.442	44.152	118.2	12:09.742								
7	1	1:58.851	32.149	42.944	43.758	119.1	14:08.593								
8	1	1:59.785	32.048	43.965	43.772	118.2	16:08.378								
9	1	1:58.484	32.130	42.740	43.614	119.5	18:06.862								
18 MARC GARCIA ROJALS HONDA CIVIC 1.Marc GARCIA															
1	1	2:24.138	47.605	47.757	48.776	98.2	2:24.138								
2	1	2:11.098	35.807	47.315	47.976	108.0	4:35.236								
3	1	2:11.454	36.015	47.481	47.958	107.7	6:46.690								
4	1	2:10.492	35.915	47.054	47.523	108.5	8:57.182								
5	1	2:10.789	35.670	47.661	47.458	108.3	11:07.971								
6	1	2:11.128	35.949	47.224	47.955	108.0	13:19.099								
7	1	2:12.539	36.753	48.055	47.731	106.8	15:31.638								
8	1	2:12.091	35.920	48.081	48.090	107.2	17:43.729								
20 RALLYE CLUB COSTA AZAHAR ALFA ROMEO GTV 1.Jesus LAHOZ CV															
1	1	2:33.259	52.598	50.159	50.502	92.4	2:33.259								
2	1	2:17.007	37.180	49.855	49.972	103.3	4:50.266								
3	1	2:17.114	37.436	49.855	49.823	103.3	7:07.380								
4	1	2:17.184	37.608	49.586	49.990	103.2	9:24.564								
5	1	2:17.528	37.541	49.941	50.046	103.0	11:42.092								
6	1	2:16.934	37.185	49.891	49.858	103.4	13:59.026								
7	1	2:18.327	37.095	50.033	51.199	102.4	16:17.353								
8	1	2:17.566	37.342	50.326	49.898	102.9	18:34.919								
22 CLUB JARAMA SPORT HYUNDAI ACCENT 1.Guillermo DEL MORAL AR															
1	1	2:27.941	49.890	48.144	49.907	95.7	2:27.941								
2	1	3:04.091 B	37.043	48.361	1:38.687	76.9	5:32.032								
3	1	2:20.987	44.058	47.782	49.147	100.4	7:53.019								
4	1	2:16.025	38.873	48.203	48.949	104.1	10:09.044								
5	1	2:15.824	37.849	48.551	49.424	104.2	12:24.868								
6	1	2:13.658	37.337	47.556	48.765	105.9	14:38.526								
7	1	2:13.670	37.516	47.347	48.807	105.9	16:52.196								
8	1	2:16.014	37.169	48.335	50.510	104.1	19:08.210								
24 SLT RACING HYUNDAI COUPE 1.Fernando DOMINGUEZ AR															
1	1	2:19.897	45.334	46.048	48.515	101.2	2:19.897								
2	1	2:05.628	34.058	45.535	46.035	112.7	4:25.525								
3	1	2:05.186	34.034	45.489	45.663	113.1	6:30.711								
4	1	2:06.579	34.044	45.982	46.553	111.9	8:37.290								
26 MOTOR CLUB SABADELL PEUGEOT 308 RACING CUP 1.Laurent PUITGMAL AR - CV - NAV															
1	1	2:00.899	38.451	41.293	41.155	117.1	2:00.899								
2	1	1:52.731	30.115	41.268	41.348	125.6	3:53.630								
3	1	1:51.736	30.169	40.704	40.863	126.7	5:45.366								
4	1	1:51.963	29.831	40.889	41.243	126.5	7:37.329								
5	1	1:53.089	30.515	41.461	41.113	125.2	9:30.418								
6	1	1:52.946	30.220	41.670	41.056	125.4	11:23.364								
7	1	2:00.140	29.857	46.553	43.730	117.9	13:23.504								
8	1	1:54.476	29.929	42.003	42.544	123.7	15:17.980								
9	1	1:51.549	29.843	40.720	40.986	126.9	17:09.529								
29 ESCUDERIA CENTRO TOYOTA AYGO 1.Oriol GONZALEZ KOBE															
1	1	2:50.670	59.469	55.096	56.105	83.0	2:50.670								
2	1	2:32.100	41.941	54.207	55.952	93.1	5:22.770								
3	1	2:33.835	41.788	55.919	56.128	92.0	7:56.605								
4	1	2:36.634	41.742	57.221	57.671	90.4	10:33.239								
5	1	2:36.654	43.829	56.303	56.522	90.4	13:09.893								
6	1	2:40.586	42.381	1:00.432	57.773	88.2	15:50.479								
7	1	2:37.831	42.465	56.759	58.607	89.7	18:28.310								

GT-CER
CAMPEONATO DE ESPAÑA RESISTENCIARACE READY
IBERIAN HISTORIC RACING

CTO NAVARRO Y COPA KOBE FESTIVAL DE LA VELOCIDAD Carrera 2

Sector Analysis

		___ Invalidated Lap		■ Personal Best		■ Session Best		B Crossing the pit lane									
Lap	D	Time	Sector 1	Sector 2	Sector 3	Kph	Elapsed	Lap	D	Time	Sector 1	Sector 2	Sector 3	Kph	Elapsed		
35	RALLYE CLUB COSTA AZAHAR					TOYOTA MR-2				79	SLT RACING					RENAULT CLIO CUP IV	
	1.Alejandro MESQUITA					CV					1.Javier CICUENZEZ					AR	
	1	1	2:26.002	49.790	47.313	48.899	97.0	2:26.002	1		1	2:12.056	42.111	45.093	44.852	107.2	2:12.056
	2	1	2:13.609	36.135	48.245	49.229	106.0	4:39.611	2		1	2:00.720	33.034	43.892	43.794	117.3	4:12.776
	3	1	2:10.877	35.771	47.043	48.063	108.2	6:50.488	3		1	1:58.529	31.888	42.920	43.721	119.5	6:11.305
4	1	2:11.350	36.449	46.955	47.946	107.8	9:01.838	4	1	1:58.657	32.041	43.063	43.553	119.3	8:09.962		
36	PARADINAS MOTORSPORT					CUPRA TCR				86	CLUB JARAMA SPORT					RENAULT CLIO CUP III	
	1.Jose Ramon MOLINA					AR					1.Pedro J. HERRAIZ					AR	
	1	1	2:12.423	43.275	44.466	44.682	106.9	2:12.423	1		1	2:19.109	44.879	45.960	48.270	101.8	2:19.109
	2	1	2:01.393	32.351	45.322	43.720	116.6	4:13.816	2		1	2:05.258	34.379	44.945	45.934	113.0	4:24.367
	3	1	1:59.566	32.028	43.563	43.975	118.4	6:13.382	3		1	2:05.628	33.940	45.699	45.989	112.7	6:29.995
38	R.A.C. CIRCUITO GUADALOPE					BMW 318IS				90	TH TRUCKS TEAM					HONDA CIVIC	
	1.Laura APARICIO					AR					1.Toni GARCIA					AR	
	1	1	2:30.692	50.896	49.649	50.147	94.0	2:30.692	1		1	2:25.600	48.659	47.594	49.347	97.2	2:25.600
	2	1	2:17.769	37.566	49.702	50.501	102.8	4:48.461	2		1	2:12.266	36.193	48.029	48.044	107.0	4:37.866
	3	1	2:17.923	37.363	50.094	50.466	102.7	7:06.384	3		1	2:11.671	35.775	47.505	48.391	107.5	6:49.537
56	MOTORISMO MAGACINE S.L.					TOYOTA AYGO				813	JUAN CARLOS ARIAS					GINETTA G50	
	1.Samuel GOMEZ					KOBÉ					1.Juan Carlos ARIAS					AR	
	1	1	2:47.203	57.449	54.013	55.741	84.7	2:47.203	1		1	2:08.196	40.698	43.964	43.534	110.4	2:08.196
	2	1	2:31.116	41.941	53.255	55.920	93.7	5:18.319	2		1	2:00.430	33.995	43.251	43.184	117.6	4:08.626
	3	1	2:31.231	41.807	53.586	55.838	93.6	7:49.550	3		1	1:59.645	32.507	43.529	43.609	118.3	6:08.271
65	ÚLTIMA VUELTA					TOYOTA AYGO				813	JUAN CARLOS ARIAS					GINETTA G50	
	1.Ruben GONZALEZ					KOBÉ					1.Juan Carlos ARIAS					AR	
	1	1	2:47.094	57.288	53.804	56.002	84.7	2:47.094	4		1	1:59.437	32.410	43.619	43.408	118.5	8:07.708
	2	1	2:31.700	42.394	53.809	55.497	93.3	5:18.794	5		1	2:01.465	32.362	44.772	44.331	116.6	10:09.173
	3	1	2:32.032	41.728	54.066	56.238	93.1	7:50.826	6		1	2:01.796	32.764	45.619	43.413	116.3	12:10.969