



GT-CER
CAMPEONATO DE ESPAÑA RESISTENCIARACE READY
IBERIAN HISTORIC RACING

HGPCA FESTIVAL DE LA VELOCIDAD Carrera 1

Sector Analysis

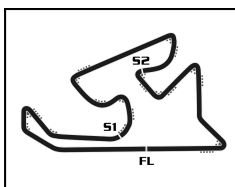
CARRERA 1							CARRERA 2								
Lap	D	Time	Sector 1	Sector 2	Sector 3	Kph	Elapsed	Lap	D	Time	Sector 1	Sector 2	Sector 3	Kph	Elapsed
11 Motorsport UK 1.Justin Maers							Brabham BT11A 12								
1	1	2:05.979	37.981	45.011	42.987	112.4	2:05.979	4	1	2:03.753	33.429	44.938	45.386	114.4	8:24.879
2	1	1:59.096	32.092	43.838	43.166	118.9	4:05.075	5	1	2:04.234	33.105	45.638	45.491	114.0	10:29.113
3	1	1:57.265	31.807	43.206	42.252	120.7	6:02.340	6	1	2:04.456	33.437	45.674	45.345	113.8	12:33.569
4	1	1:58.733	31.452	44.295	42.986	119.2	8:01.073	7	1	2:04.862	34.034	44.861	45.967	113.4	14:38.431
5	1	1:58.351	32.209	43.840	42.302	119.6	9:59.424	8	1	2:04.018	33.620	45.046	45.352	114.2	16:42.449
6	1	1:57.723	32.015	43.502	42.206	120.3	11:57.147	9	1	2:03.697	33.431	44.725	45.541	114.5	18:46.146
7	1	1:57.382	31.752	43.584	42.046	120.6	13:54.529	10	1	2:06.755	34.208	46.484	46.063	111.7	20:52.901
8	1	1:56.948	31.695	42.942	42.311	121.1	15:51.477	11	1	2:06.834	35.537	46.228	45.069	111.6	22:59.735
9	1	1:56.730	31.912	43.003	41.815	121.3	17:48.207	12	1	2:01.747	32.619	44.745	44.383	116.3	25:01.482
10	1	1:56.462	32.013	42.695	41.754	121.6	19:44.669	13	1	2:05.730	33.470	46.511	45.749	112.6	27:07.212
11	1	1:54.710	31.056	42.286	41.368	123.4	21:39.379								
12	1	1:56.046	31.461	42.434	42.151	122.0	23:35.425								
13	1	1:56.559	31.558	42.709	42.292	121.5	25:31.984								
12 DMSB 1.Rudi Friedrichs							Cooper T53 7b								
1	1	2:07.016	39.106	44.598	43.312	111.5	2:07.016								
2	1	1:58.629	31.449	44.531	42.649	119.4	4:05.645								
3	1	1:57.396	31.698	43.353	42.345	120.6	6:03.041								
4	1	1:57.979	31.227	43.177	43.575	120.0	8:01.020								
5	1	1:58.323	31.653	43.791	42.879	119.7	9:59.343								
6	1	1:57.335	31.665	43.504	42.166	120.7	11:56.678								
7	1	1:57.082	31.800	43.142	42.140	120.9	13:53.760								
8	1	1:57.522	32.004	42.902	42.616	120.5	15:51.282								
9	1	1:56.650	31.663	42.915	42.072	121.4	17:47.932								
10	1	1:57.847	31.908	43.577	42.362	120.1	19:45.779								
11	1	1:56.650	31.582	43.326	41.742	121.4	21:42.429								
12	1	1:57.139	31.398	43.083	42.658	120.9	23:39.568								
13	1	1:58.993	31.644	44.591	42.758	119.0	25:38.561								
16 DMSB 1.Klara Rettenmaier							Cooper Bristol Mk II 5								
1	1	2:40.488	51.634	55.130	53.724	88.2	2:40.488								
2	1	2:29.612	42.709	54.576	52.327	94.6	5:10.100								
3	1	2:29.259	42.149	54.610	52.500	94.9	7:39.359								
4	1	2:30.098	41.557	54.630	53.911	94.3	10:09.457								
5	1	2:29.523	41.659	54.077	53.787	94.7	12:38.980								
6	1	2:27.313	41.047	53.825	52.441	96.1	15:06.293								
7	1	2:27.287	40.622	54.500	52.165	96.1	17:33.580								
8	1	2:25.302	40.459	53.078	51.765	97.4	19:58.882								
9	1	2:26.196	40.309	53.736	52.151	96.8	22:25.078								
10	1	2:26.816	40.505	53.750	52.561	96.4	24:51.894								
11	1	2:25.259	40.003	53.492	51.764	97.5	27:17.153								
21 Motorsport UK 1.Alex Morton							Lotus 21 939/952 10a								
1	1	2:13.556	41.696	46.251	45.609	106.0	2:13.556								
2	1	2:04.382	33.997	44.859	45.526	113.8	4:17.938								
3	1	2:03.188	33.294	44.970	44.924	114.9	6:21.126								
25 DMSB 1.Stephan Rettenmaier							Maserati 250F 2507 6								
1	1	2:29.891	49.486	50.572	49.833	94.5	2:29.891								
2	1	2:21.756	38.234	53.079	50.443	99.9	4:51.647								
3	1	2:18.978	38.373	51.158	49.447	101.9	7:10.625								
4	1	2:17.300	37.920	50.104	49.276	103.1	9:27.925								
5	1	2:17.026	37.769	50.067	49.190	103.3	11:44.951								
6	1	2:18.429	37.568	50.450	50.411	102.3	14:03.380								
7	1	2:16.099	37.281	49.964	48.854	104.0	16:19.479								
8	1	2:14.990	36.729	49.419	48.842	104.9	18:34.469								
9	1	2:14.833	36.793	49.355	48.685	105.0	20:49.302								
10	1	2:18.289	38.995	50.269	49.025	102.4	23:07.591								
11	1	2:16.292	37.417	50.090	48.785	103.9	25:23.883								
12	1	2:17.827	37.487	51.344	48.996	102.7	27:41.710								
27 Motorsport UK 1.Steve Hart							Cooper Maserati T51 9								
1	1	2:10.188	40.550	45.313	44.325	108.8	2:10.188								
2	1	2:01.867	32.411	45.269	44.187	116.2	4:12.055								
3	1	2:02.079	32.568	45.092	44.419	116.0	6:14.134								
4	1	2:02.373	32.776	45.280	44.317	115.7	8:16.507								
5	1	2:03.255	33.361	45.237	44.657	114.9	10:19.762								
6	1	2:04.222	33.226	46.013	44.983	114.0	12:23.984								
7	1	2:03.213	32.580	45.927	44.706	114.9	14:27.197								
8	1	2:03.332	32.900	45.534	44.898	114.8	16:30.529								
9	1	2:03.735	33.003	45.729	45.003	114.4	18:34.264								
10	1	2:03.190	33.062	45.498	44.630	114.9	20:37.454								
11	1	2:03.901	33.488	45.655	44.758	114.3	22:41.355								
12	1	2:04.866	33.548	45.882	45.436	113.4	24:46.221								
13	1	2:04.652	33.537	46.028	45.087	113.6	26:50.873								
31 RSEA 1.Guillermo Fierro							Maserati 250F 2501/2523 6								
1	1	2:11.252	41.296	45.559	44.397	107.9	2:11.252								
2	1	2:03.346	33.376	45.478	44.492	114.8	4:14.598								
3	1	2:04.105	33.401	45.740	44.964	114.1	6:18.703								
4	1	2:04.293	33.230	45.872	45.191	113.9	8:22.996								
5	1	2:04.168	33.645	46.093	44.430	114.0	10:27.164								
6	1	2:04.857	33.703	46.362	44.792	113.4	12:32.021								
7	1	2:03.830	33.641	45.850	44.339	114.3	14:35.851								
8	1	2:04.674	33.997	46.171	44.506	113.6	16:40.525								
9	1	2:03.829	33.651	45.625	44.553	114.3	18:44.354								

GT-CER
CAMPEONATO DE ESPAÑA RESISTENCIARACE READY
IBERIAN HISTORIC RACING

HGPCA FESTIVAL DE LA VELOCIDAD Carrera 1

Sector Analysis

CARRERA 1							CARRERA 2								
Lap	D	Time	Sector 1	Sector 2	Sector 3	Kph	Elapsed	Lap	D	Time	Sector 1	Sector 2	Sector 3	Kph	Elapsed
10	1	2:07.607	35.181	46.956	45.470	111.0	20:51.961								
11	1	2:05.664	34.081	45.855	45.728	112.7	22:57.625								
12	1	2:03.249	33.759	45.311	44.179	114.9	25:00.874								
13	1	2:05.955	33.455	46.813	45.687	112.4	27:06.829								
37 KNAF 1.Eddy Perk Heron F1 10a							47 Motorsport UK 1.Brian Jolliffe Cooper T45 9								
1	1	2:14.505	42.480	46.038	45.987	105.3	2:14.505	1	1	2:22.599	44.420	49.750	48.429	99.3	2:22.599
2	1	2:04.106	33.550	44.986	45.570	114.1	4:18.611	2	1	2:17.349	37.584	50.200	49.565	103.1	4:39.948
3	1	2:04.511	34.072	44.990	45.449	113.7	6:23.122	3	1	2:14.466	37.891	48.337	48.238	105.3	6:54.414
4	1	2:02.791	33.164	44.716	44.911	115.3	8:25.913	4	1	2:12.803	36.716	48.412	47.675	106.6	9:07.217
5	1	2:04.057	33.265	44.996	45.796	114.1	10:29.970	5	1	2:13.617	36.696	49.061	47.860	106.0	11:20.834
6	1	2:04.642	34.127	44.744	45.771	113.6	12:34.612	6	1	2:14.114	36.794	48.645	48.675	105.6	13:34.948
7	1	2:04.009	33.395	45.560	45.054	114.2	14:38.621	7	1	2:14.684	36.498	48.376	49.810	105.1	15:49.632
8	1	2:04.128	34.143	44.875	45.110	114.1	16:42.749	8	1	2:15.800	37.206	50.002	48.592	104.3	18:05.432
9	1	2:03.557	33.918	44.588	45.051	114.6	18:46.306	9	1	2:15.839	37.614	50.014	48.211	104.2	20:21.271
10	1	2:06.171	33.784	45.821	46.566	112.2	20:52.477	10	1	2:13.581	35.875	49.063	48.643	106.0	22:34.852
11	1	2:04.875	33.817	45.307	45.751	113.4	22:57.352	11	1	2:16.701	37.904	49.352	49.445	103.6	24:51.553
12	1	2:05.252	34.779	45.903	44.570	113.0	25:02.604	12	1	2:21.357	37.090	49.121	55.146	100.2	27:12.910
13	1	2:05.608	33.436	46.296	45.876	112.7	27:08.212								
41 Motorsport UK 1.Tom Waterfield Cooper T41 7c							49 Motorsport UK 1.Andrew Beaumont Lotus 18 915 12								
1	1	2:18.420	43.630	47.622	47.168	102.3	2:18.420	1	1	2:07.137	38.906	44.455	43.776	111.4	2:07.137
2	1	2:08.325	34.809	46.342	47.174	110.3	4:26.745	2	1	1:59.862	33.156	43.899	42.807	118.1	4:06.999
3	1	2:09.698	34.911	47.522	47.265	109.2	6:36.443	3	1	1:58.099	32.061	43.349	42.689	119.9	6:05.098
4	1	2:09.977	34.499	47.418	48.060	108.9	8:46.420	4	1	1:58.384	32.020	43.460	42.904	119.6	8:03.482
5	1	2:10.501	34.827	47.996	47.678	108.5	10:56.921	5	1	1:57.424	31.565	43.247	42.612	120.6	10:00.906
6	1	2:09.779	34.806	47.578	47.395	109.1	13:06.700	6	1	1:56.700	31.414	43.079	42.207	121.3	11:57.606
7	1	2:08.410	34.762	46.731	46.917	110.3	15:15.110	7	1	1:58.651	31.843	44.267	42.541	119.3	13:56.257
8	1	2:11.780	36.389	48.428	46.963	107.4	17:26.890	8	1	1:56.679	31.019	43.176	42.484	121.3	15:52.936
9	1	2:10.360	35.008	47.460	47.892	108.6	19:37.250	9	1	1:58.325	31.681	43.576	43.068	119.7	17:51.261
10	1	2:09.599	35.955	46.329	47.315	109.3	21:46.849	10	1	1:56.086	31.355	42.894	41.837	122.0	19:47.347
11	1	2:07.959	34.842	46.266	46.851	110.7	23:54.808	11	1	1:56.029	30.740	43.214	42.075	122.0	21:43.376
12	1	2:07.419	34.800	46.047	46.572	111.1	26:02.227	12	1	1:57.114	31.241	43.330	42.543	120.9	23:40.490
13	1							13	1	1:57.130	31.323	42.862	42.945	120.9	25:37.620
44 DMSB 1.Klaus Bergs Lotus 18 908 10a							51 Motorsport UK 1.Rod Jolley Cooper T43/51 9								
1	1	2:24.045	47.269	48.852	47.924	98.3	2:24.045	1	1	2:13.269	41.007	46.162	46.100	106.2	2:13.269
2	1	2:15.269	37.137	49.558	48.574	104.7	4:39.314	2	1	2:03.885	33.818	44.919	45.148	114.3	4:17.154
3	1	2:13.090	37.140	48.362	47.588	106.4	6:52.404	3	1	2:03.290	33.428	44.971	44.891	114.8	6:20.444
4	1	2:11.259	36.506	47.684	47.069	107.9	9:03.663	4	1	2:03.432	33.118	44.637	45.677	114.7	8:23.876
5	1	2:11.974	36.456	48.121	47.397	107.3	11:15.637	5	1	2:04.415	33.255	46.081	45.079	113.8	10:28.291
6	1	2:14.349	38.412	48.809	47.128	105.4	13:29.986	6	1	2:04.632	32.997	46.079	45.556	113.6	12:32.923
7	1	2:12.116	36.789	47.929	47.398	107.2	15:42.102	7	1	2:04.463	33.084	46.029	45.350	113.8	14:37.386
8	1	2:14.012	36.797	49.029	48.186	105.7	17:56.114	8	1	2:03.924	33.153	45.756	45.015	114.3	16:41.310
9	1	2:11.210	36.180	47.845	47.185	107.9	20:07.324	9	1	2:04.007	33.420	45.364	45.223	114.2	18:45.317
10	1	2:12.265	36.413	48.415	47.437	107.0	22:19.589	10	1	2:05.954	34.451	45.279	46.224	112.4	20:51.271
11	1	2:11.017	36.059	47.836	47.122	108.1	24:30.606	11	1	2:03.307	33.288	44.531	45.488	114.8	22:54.578
12	1	2:11.088	36.117	47.976	46.995	108.0	26:41.694	12	1	2:04.272	33.146	45.488	45.638	113.9	24:58.850
13	1							13	1	2:04.746	33.414	45.614	45.718	113.5	27:03.596
110 DMSB 1.Volker Hichert Talbot Lago T26C 2							110 DMSB 1.Volker Hichert Talbot Lago T26C 2								
1	1	2:32.548	51.328	51.018	50.202	92.8	2:32.548	1	1	2:32.548	51.328	51.018	50.202	92.8	2:32.548
2	1	2:20.132	37.905	51.299	50.928	101.0	4:52.680	2	1	2:20.132	37.905	51.299	50.928	101.0	4:52.680

GT-CER
CAMPEONATO DE ESPAÑA RESISTENCIARACE READY
IBERIAN HISTORIC RACING

CIRCUITO DE NAVARRA 3.933 m.

HGPCA

FESTIVAL DE LA VELOCIDAD

Carrera 1

Sector Analysis

_ Invalidated Lap

■ Personal Best

■ Session Best

B Crossing the pit lane

Lap	D	Time	Sector 1	Sector 2	Sector 3	Kph	Elapsed	Lap	D	Time	Sector 1	Sector 2	Sector 3	Kph	Elapsed
3	1	2:19.371	37.410	52.156	49.805	101.6	7:12.051								
4	1	2:17.277	37.667	50.085	49.525	103.1	9:29.328								
5	1	2:16.928	37.620	50.619	48.689	103.4	11:46.256								
6	1	2:17.844	37.188	50.603	50.053	102.7	14:04.100								
7	1	2:16.780	37.606	49.862	49.312	103.5	16:20.880								
8	1	2:15.658	36.806	49.920	48.932	104.4	18:36.538								
9	1	2:15.163	36.995	49.310	48.858	104.8	20:51.701								
10	1	2:17.988	37.963	51.375	48.650	102.6	23:09.689								
11	1	2:18.718	37.651	51.402	49.665	102.1	25:28.407								
12	1	2:17.955	37.786	50.717	49.452	102.6	27:46.362								

248	DMSB	Maserati 250F CM5
	1.Klaus Lehr	6

1	1	2:16.484	43.278	47.154	46.052	103.7	2:16.484
2	1	2:08.484	34.734	47.337	46.413	110.2	4:24.968
3	1	2:09.665	35.143	48.269	46.253	109.2	6:34.633
4	1	2:09.554	35.141	47.998	46.415	109.3	8:44.187
5	1	2:11.365	35.620	48.808	46.937	107.8	10:55.552
6	1	2:09.278	35.417	47.520	46.341	109.5	13:04.830
7	1	2:10.576	35.899	48.591	46.086	108.4	15:15.406
8	1	2:09.698	35.778	47.674	46.246	109.2	17:25.104
9	1	2:11.138	35.761	48.151	47.226	108.0	19:36.242
10	1	2:12.693	36.323	49.505	46.865	106.7	21:48.935
11	1	2:09.146	34.751	47.395	47.000	109.6	23:58.081
12	1	2:10.543	35.592	48.191	46.760	108.5	26:08.624