


GT-CER
CAMPEONATO DE ESPAÑA RESISTENCIARACE READY
IBERIAN HISTORIC RACING

CIRCUITO DE NAVARRA



HISTORIC ENDURANCE FESTIVAL DE LA VELOCIDAD Entrenamientos Privados

Sector Analysis


— Invalidated Lap

■ Personal Best

■ Session Best

■ Crossing the pit lane

Lap	D	Time	Sector 1	Sector 2	Sector 3	Kph	Elapsed	Lap	D	Time	Sector 1	Sector 2	Sector 3	Kph	Elapsed	
7	Stephane Rey 1. Stephane Rey 2. Mathias Rey							Crossle 7S GTP & SC	2	1	2:15.392	38.497	50.128	46.767	104.6	11:49.969
	3	1	2:08.093	35.200	47.219	45.674	110.5	13:58.062								
	4	1	2:05.538	35.054	46.324	44.160	112.8	16:03.600								
	5	1	2:03.744	34.827	45.404	43.513	114.4	18:07.344								
	6	1	2:04.465	34.695	45.276	44.494	113.8	20:11.809								
	7	1	2:02.599	34.432	44.387	43.780	115.5	22:14.408								
	8	1	5:34.435 B	33.826	44.262	4:16.347	42.3	27:48.843								
	9	1	2:12.318	44.067	45.206	43.045	107.0	30:01.161								
	10	1	1:55.827	31.238	42.570	42.019	122.2	31:56.988								
	1	1	4:44.597	2:33.652	1:08.797	1:02.148	49.8	4:44.597								
	2	1	2:31.231	47.810	53.305	50.116	93.6	7:15.828								
	3	1	2:28.174	40.873	53.707	53.594	95.6	9:44.002								
	4	1	2:22.440	42.063	50.337	50.040	99.4	12:06.442								
	5	1	2:21.188	38.571	48.799	53.818	100.3	14:27.630								
	6	1	2:19.077	39.842	48.913	50.322	101.8	16:46.707								
	7	1	2:14.229	37.895	49.266	47.068	105.5	19:00.936								
	8	1	2:12.547	36.297	47.609	48.641	106.8	21:13.483								
9	1	4:29.167 B	37.780	49.809	3:01.578	52.6	25:42.650									
10	1	2:25.584	50.722	47.987	46.875	97.3	28:08.234									
11	1	2:08.655	35.473	46.913	46.269	110.1	30:16.889									
12	1	2:15.994	35.898	51.250	48.846	104.1	32:32.883									
13	1	2:09.344	37.689	46.065	45.590	109.5	34:42.227									
14	1	2:09.091	35.441	47.790	45.860	109.7	36:51.318									
15	1	2:05.591	34.878	45.658	45.055	112.7	38:56.909									
16	1	2:05.821	34.979	45.415	45.427	112.5	41:02.730									
17	Rémi Guillot 1. Rémi Guillot 2. Mathieu Izidi							Porsche 2.7 RS H-1976	1	1	4:08.403	1:55.790	1:10.492	1:02.121	57.0	4:08.403
	2	1	5:10.870 B	51.457	1:05.465	3:13.948	45.5	9:19.273								
	3	1	2:54.074	55.118	1:01.045	57.911	81.3	12:13.347								
	4	1	2:41.623	46.478	59.672	55.473	87.6	14:54.970								
	5	1	2:44.099	45.410	59.979	58.710	86.3	17:39.069								
	6	1	4:16.300 B	46.385	59.830	2:30.085	55.2	21:55.369								
	7	1	2:33.335	47.434	53.195	52.706	92.3	24:28.704								
	8	1	2:28.324	40.783	54.158	53.383	95.5	26:57.028								
	9	1	2:23.176	41.203	51.452	50.521	98.9	29:20.204								
	10	1	2:20.994	39.223	50.859	50.912	100.4	31:41.198								
	11	1	2:27.824	39.996	51.186	56.642	95.8	34:09.022								
	12	1	2:19.507	38.801	50.403	50.303	101.5	36:28.529								
	13	1	2:20.625	38.618	50.862	51.145	100.7	38:49.154								
	14	1	2:20.221	38.998	51.063	50.160	101.0	41:09.375								
	1	1	6:55.236	4:58.668	59.055	57.513	34.1	6:55.236								
	2	1	2:25.030	40.509	54.706	49.815	97.6	9:20.266								
	3	1	2:16.874	38.921	49.146	48.807	103.4	11:37.140								
4	1	2:17.391	39.738	48.742	48.911	103.1	13:54.531									
5	1	2:14.127	37.262	49.102	47.763	105.6	16:08.658									
6	1	2:13.366	36.553	49.176	47.637	106.2	18:22.024									
7	1	4:00.194 B	36.951	49.482	2:33.761	58.9	22:22.218									
8	1	2:33.174	48.621	52.998	51.555	92.4	24:55.392									
9	1	2:17.411	38.875	50.272	48.264	103.0	27:12.803									
10	1	2:12.532	36.670	48.419	47.443	106.8	29:25.335									
11	1	2:11.940	35.879	48.559	47.502	107.3	31:37.275									
12	1	2:10.353	35.579	47.894	46.880	108.6	33:47.628									
13	1	2:08.314	35.033	46.603	46.678	110.3	35:55.942									
14	1	2:08.642	34.989	47.030	46.623	110.1	38:04.584									
15	1	2:09.601	35.054	47.385	47.162	109.2	40:14.185									
18	Nou Onze Team 1. Carlos Beltran							Porsche 911 SWB GDS	1	1	3:55.851	1:33.233	1:11.810	1:10.808	60.0	3:55.851
	2	1	3:07.235	53.525	1:06.731	1:06.979	75.6	7:03.086								
	3	1	3:03.673	50.979	1:05.442	1:07.252	77.1	10:06.759								
	4	1	5:39.573 B	53.816	1:05.597	3:40.160	41.7	15:46.332								
	5	1	2:53.872	53.506	1:00.431	59.935	81.4	18:40.204								
	6	1	2:43.259	46.238	59.706	57.315	86.7	21:23.463								
	7	1	2:39.940	43.398	58.162	58.380	88.5	24:03.403								
	8	1	2:36.961	43.138	57.813	56.010	90.2	26:40.364								
	9	1	2:36.907	43.979	56.818	56.110	90.2	29:17.271								
	10	1	2:35.855	42.996	56.799	56.060	90.8	31:53.126								
	11	1	2:38.910	44.200	56.730	57.980	89.1	34:32.036								
	12	1	2:33.299	42.445	55.738	55.116	92.4	37:05.335								
	13	1	2:34.948	43.384	55.786	55.778	91.4	39:40.283								
	14	1	2:32.926	42.427	54.758	55.741	92.6	42:13.209								
	1	1	4:00.182 B	1:26.864	1:01.027	1:32.291	59.0	4:00.182								
	2	1	2:40.454	48.487	58.830	53.137	88.2	6:40.636								
	3	1	2:29.067	41.840	54.531	52.696	95.0	9:09.703								
4	1	3:33.422 B	41.726	53.537	1:58.159	66.3	12:43.125									
5	1	2:31.226	47.657	51.937	51.632	93.6	15:14.351									
6	1	2:27.353	41.849	53.265	52.239	96.1	17:41.704									
7	1	2:26.263	41.058	53.299	51.906	96.8	20:07.967									
8	1	3:42.223 B	41.347	52.515	2:08.361	63.7	23:50.190									
19	Jordi Puig 1. Jordi Puig							Ford GT 40 GTP & SC	1	1	6:40.163	4:42.475	1:00.823	56.865	35.4	6:40.163
	2	1	2:29.415	43.296	54.773	51.346	94.8	9:09.578								
	3	1	2:24.166	39.182	52.671	52.313	98.2	11:33.744								
	4	1	2:20.967	38.817	51.624	50.526	100.4	13:54.711								
	5	1	4:03.361 B	38.810	51.556	2:32.995	58.2	17:58.072								
	6	1	2:29.798	48.134	51.143	50.521	94.5	20:27.870								
	7	1	2:18.653	37.780	50.516	50.357	102.1	22:46.523								
	9:34.577	7:49.500	53.196	51.881	24.6	9:34.577										

GT-CER
CAMPEONATO DE ESPAÑA RESISTENCIARACE READY
IBERIAN HISTORIC RACING

HISTORIC ENDURANCE FESTIVAL DE LA VELOCIDAD Entrenamientos Privados

Sector Analysis

— Invalidated Lap
 ■ Personal Best
 ■ Session Best
 ■ B Crossing the pit lane

Lap	D	Time	Sector 1	Sector 2	Sector 3	Kph	Elapsed	Lap	D	Time	Sector 1	Sector 2	Sector 3	Kph	Elapsed
8	1	2:23.721	40.497	50.774	52.450	98.5	25:10.244	11	1	2:08.166	35.625	46.607	45.934	110.5	27:58.742
9	1	2:16.699	37.654	49.217	49.828	103.6	27:26.943	12	1	2:11.917	35.833	47.418	48.666	107.3	30:10.659
10	1	4:34.511 B	37.379	49.849	3:07.283	51.6	32:01.454	13	1	2:10.118	36.590	47.210	46.318	108.8	32:20.777
11	1	2:25.595	45.302	49.814	50.479	97.2	34:27.049	14	1	2:08.924	35.335	47.334	46.255	109.8	34:29.701
12	1	2:18.398	37.951	50.593	49.854	102.3	36:45.447	15	1	2:08.564	35.174	46.921	46.469	110.1	36:38.265
13	1	2:16.911	37.268	49.993	49.650	103.4	39:02.358	16	1	2:09.890	35.185	47.853	46.852	109.0	38:48.155
14	1	2:16.402	36.994	49.330	50.078	103.8	41:18.760	17	1	2:09.847	35.508	47.503	46.836	109.0	40:58.002

27 Carlos Barbot
1. Carlos Barbot
Lotus Elan 26R
H-1965

1	1	9:18.181	7:39.334	49.936	48.911	25.4	9:18.181
2	1	2:12.308	38.243	47.225	46.840	107.0	11:30.489
3	1	2:07.093	35.737	45.889	45.467	111.4	13:37.582
4	1	2:06.232	35.329	45.438	45.465	112.2	15:43.814
5	1	2:07.625	35.487	45.630	46.508	110.9	17:51.439
6	1	2:07.057	35.207	45.624	46.226	111.4	19:58.496
7	1	4:36.473 B	35.198	46.242	3:15.033	51.2	24:34.969
8	1	2:21.313	44.450	48.841	48.022	100.2	26:56.282
9	1	2:09.666	36.036	46.607	47.023	109.2	29:05.948
10	1	2:05.506	34.182	45.357	45.967	112.8	31:11.454
11	1	2:33.439	34.152	1:03.550	55.737	92.3	33:44.893
12	1	2:06.343	33.782	45.577	46.984	112.1	35:51.236
13	1	2:05.650	34.205	45.523	45.922	112.7	37:56.886
14	1	2:06.194	34.326	45.416	46.452	112.2	40:03.080

33 Domingos S. Coutinho
1. Domingos S. Coutinho
2. Rui Maia
BMW 2800 CS
H-1971

1	1	9:11.685	7:37.159	48.044	46.482	25.7	9:11.685
2	1	2:11.374	38.096	46.933	46.345	107.8	11:23.059
3	1	2:05.403	34.296	45.531	45.576	112.9	13:28.462
4	1	4:43.337 B	34.236	45.499	3:23.602	50.0	18:11.799
5	1	2:24.680	45.849	49.384	49.447	97.9	20:36.479
6	1	2:10.445	36.502	47.324	46.619	108.5	22:46.924
7	1	2:11.201	38.991	46.641	45.569	107.9	24:58.125
8	1	4:24.812 B	36.332	47.108	3:01.372	53.5	29:22.937
9	1	2:28.389	48.512	50.135	49.742	95.4	31:51.326
10	1	2:11.156	35.998	48.630	46.528	108.0	34:02.482
11	1	2:06.205	34.529	46.279	45.397	112.2	36:08.687
12	1	2:05.605	34.421	45.739	45.445	112.7	38:14.292
13	1	2:05.720	33.315	45.361	47.044	112.6	40:20.012

55 Paul Daniels
1. Paul Daniels
Porsche 911 2.8 RSR
H-1976

1	1	3:26.096	1:31.717	57.498	56.881	68.7	3:26.096
2	1	2:27.375	40.331	55.518	51.526	96.1	5:53.471
3	1	2:37.409	51.754	56.310	49.345	89.9	8:30.880
4	1	2:12.122	36.804	48.302	47.016	107.2	10:43.002
5	1	4:08.092 B	37.632	48.720	2:41.740	57.1	14:51.094
6	1	2:19.832	42.064	48.586	49.182	101.3	17:10.926
7	1	2:12.159	36.482	48.528	47.149	107.1	19:23.085
8	1	2:09.062	35.657	46.940	46.465	109.7	21:32.147
9	1	2:09.891	35.995	47.681	46.215	109.0	23:42.038
10	1	2:08.538	35.250	47.327	45.961	110.2	25:50.576

69 Vincent Jimenez
1. Vincent Jimenez
Porsche 2.5 ST
H-1971

1	1	6:42.765	4:53.269	57.845	51.651	35.2	6:42.765
2	1	2:22.276	41.392	51.826	49.058	99.5	9:05.041
3	1	2:18.962	39.102	49.647	50.213	101.9	11:24.003
4	1	2:19.770	38.692	52.714	48.364	101.3	13:43.773
5	1	2:16.152	37.917	49.514	48.721	104.0	15:59.925
6	1	2:16.772	39.035	49.861	47.876	103.5	18:16.697
7	1	2:24.854	38.038	55.817	50.999	97.7	20:41.551
8	1	2:13.109	37.796	48.313	47.000	106.4	22:54.660
9	1	2:12.900	37.246	47.889	47.765	106.5	25:07.560
10	1	2:11.609	36.499	47.915	47.195	107.6	27:19.169
11	1	2:10.746	36.631	47.205	46.910	108.3	29:29.915
12	1	3:30.450 B	36.150	47.705	2:06.595	67.3	33:00.365
13	1	2:20.525	45.597	47.824	47.104	100.8	35:20.890
14	1	2:12.725	38.348	47.350	47.027	106.7	37:33.615
15	1	2:11.947	36.786	47.677	47.484	107.3	39:45.562
16	1	2:12.238	36.401	47.314	48.523	107.1	41:57.800


92 Michel Mora
1. Michel Mora
Porsche 911 SWB
GDS

1	1	10:10.888	8:21.797	54.045	55.046	23.2	10:10.888
2	1	2:39.564	40.824	56.802	1:01.938	88.7	12:50.452
3	1	2:17.485	38.682	49.224	49.579	103.0	15:07.937
4	1	2:16.756	37.498	49.809	49.449	103.5	17:24.693
5	1	3:51.713 B	38.525	49.342	2:23.846	61.1	21:16.406
6	1	2:25.578	46.418	49.586	49.574	97.3	23:41.984
7	1	2:15.872	37.786	48.907	49.179	104.2	25:57.856
8	1	2:16.202	38.297	48.848	49.057	104.0	28:14.058
9	1	2:14.973	37.027	48.820	49.126	104.9	30:29.031
10	1	2:13.679	37.345	48.062	48.272	105.9	32:42.710
11	1	2:16.114	37.924	48.713	49.477	104.0	34:58.824
12	1	3:34.087 B	37.185	48.957	2:07.945	66.1	38:32.911

95 Jorge Cruz
1. Jorge Cruz
BMW 323i
H-INV

1	1	12:17.897	...	56.640	53.521	19.2	12:17.897
2	1	2:22.510	39.407	51.157	51.946	99.4	14:40.407
3	1	2:17.978	38.449	51.808	47.721	102.6	16:58.385
4	1	2:15.327	38.497	48.316	48.514	104.6	19:13.712
5	1	2:10.968	35.928	47.822	47.218	108.1	21:24.680

132 AECD
1. Juan Alonso
2. Jose Antonio Zorrilla
Porsche 911 3.0 RS
H-1976

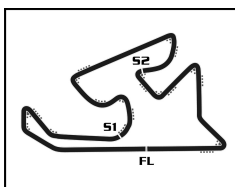
GT-CER
CAMPEONATO DE ESPAÑA RESISTENCIARACE READY
IBERIAN HISTORIC RACING

HISTORIC ENDURANCE FESTIVAL DE LA VELOCIDAD Entrenamientos Privados

Sector Analysis

_ Invalidated Lap
 ■ Personal Best
 ■ Session Best
 ■ B Crossing the pit lane

Lap	D	Time	Sector 1	Sector 2	Sector 3	Kph	Elapsed	Lap	D	Time	Sector 1	Sector 2	Sector 3	Kph	Elapsed
135 Franck Biraben Porsche 911R H-1971															
1	1	5:24.670	3:35.098	54.224	55.348	43.6	5:24.670								
2	1	3:01.921	44.906	1:25.359	51.656	77.8	8:26.591								
3	1	2:14.701	36.993	48.669	49.039	105.1	10:41.292								
4	1	2:18.679	38.488	50.313	49.878	102.1	12:59.971								
5	1	4:49.573 B	35.744	47.980	3:25.849	48.9	17:49.544								
6	1	2:52.588	58.544	57.515	56.529	82.0	20:42.132								
7	1	2:24.830	42.058	52.386	50.386	97.8	23:06.962								
8	1	2:21.591	39.564	52.151	49.876	100.0	25:28.553								
9	1	2:20.510	39.640	51.483	49.387	100.8	27:49.063								
10	1	2:21.510	39.170	51.955	50.385	100.1	30:10.573								
11	1	2:21.760	39.441	53.192	49.127	99.9	32:32.333								
12	1	2:18.947	39.676	50.048	49.223	101.9	34:51.280								
13	1	2:16.715	39.023	49.622	48.070	103.6	37:07.995								
14	1	2:19.163	38.757	50.540	49.866	101.7	39:27.158								
15	1	2:27.757	39.629	52.218	55.910	95.8	41:54.915								
239 Volker Hichert Alfa Romeo GTAm H-1971															
1	1	2:53.251	1:00.614	58.761	53.876	81.7	2:53.251								
2	1	2:28.348	42.654	53.934	51.760	95.4	5:21.599								
3	1	2:28.026	42.465	52.749	52.812	95.7	7:49.625								
4	1	3:46.790 B	39.934	51.667	2:15.189	62.4	11:36.415								
5	1	2:22.723	43.448	50.048	49.227	99.2	13:59.138								
6	1	2:14.692	36.355	48.796	49.541	105.1	16:13.830								
7	1	2:15.115	37.711	48.948	48.456	104.8	18:28.945								
8	1	3:36.538 B	36.750	48.547	2:11.241	65.4	22:05.483								
9	1	2:27.436	46.232	51.288	49.916	96.0	24:32.919								
10	1	2:22.088	40.279	51.355	50.454	99.6	26:55.007								
11	1	2:21.254	42.241	50.078	48.935	100.2	29:16.261								
12	1	2:16.221	38.332	49.235	48.654	103.9	31:32.482								
13	1	2:15.006	38.266	49.028	47.712	104.9	33:47.488								
14	1	2:17.431	39.833	49.121	48.477	103.0	36:04.919								
15	1	2:18.197	40.257	49.339	48.601	102.5	38:23.116								
16	1	2:17.106	39.315	48.652	49.139	103.3	40:40.222								
317 Nuno Nunes Porsche 911 SWB GDS															
1	1	10:37.994	8:28.171	1:06.174	1:03.649	22.2	10:37.994								
2	1	2:44.615	49.162	57.105	58.348	86.0	13:22.609								
3	1	2:35.255	44.806	55.523	54.926	91.2	15:57.864								
4	1	5:21.733 B	42.970	55.621	3:43.142	44.0	21:19.597								
5	1	2:35.689	49.220	53.567	52.902	90.9	23:55.286								
6	1	2:24.618	39.316	52.890	52.412	97.9	26:19.904								
7	1	2:21.783	38.189	51.839	51.755	99.9	28:41.687								
8	1	2:28.154	38.676	54.194	55.284	95.6	31:09.841								
9	1	2:25.709	41.018	53.757	50.934	97.2	33:35.550								
10	1	2:20.598	38.197	51.378	51.023	100.7	35:56.148								
11	1	2:25.909	38.094	51.678	56.137	97.0	38:22.057								
12	1	3:15.145 B	46.933	57.081	1:31.131	72.6	41:37.202								
176 AECD Porsche 911 3.0 RS H-1976															
1	1	5:54.130	4:04.962	59.804	49.364	40.0	5:54.130								
2	1	2:33.011	50.263	52.857	49.891	92.5	8:27.141								
3	1	2:14.750	37.270	48.748	48.732	105.1	10:41.891								
4	1	2:18.831	39.460	49.860	49.511	102.0	13:00.722								
5	1	2:15.149	35.875	48.044	51.230	104.8	15:15.871								
6	1	2:17.229	39.557	49.007	48.665	103.2	17:33.100								
7	1	2:14.018	36.586	48.980	48.452	105.6	19:47.118								
8	1	2:15.486	37.383	49.324	48.779	104.5	22:02.604								
9	1	2:11.545	38.990	46.428	46.127	107.6	24:14.149								
10	1	2:10.685	34.833	48.261	47.591	108.3	26:24.834								
11	1	2:12.250	35.236	51.058	45.956	107.1	28:37.084								
12	1	2:10.243	34.420	49.004	46.819	108.7	30:47.327								
13	1	2:06.039	34.942	46.007	45.090	112.3	32:53.366								
14	1	2:05.128	33.804	46.265	45.059	113.2	34:58.494								
15	1	2:04.510	33.115	46.047	45.348	113.7	37:03.004								
16	1	2:07.248	33.542	46.971	46.735	111.3	39:10.252								
17	1	2:07.474	33.981	45.624	47.869	111.1	41:17.726								
327 Piero dal Maso Porsche 911 SWB GDS															
1	1	7:01.469	4:50.442	1:06.557	1:04.470	33.6	7:01.469								
2	1	2:34.613	43.242	55.591	55.780	91.6	9:36.082								
3	1	2:30.839	42.515	53.873	54.451	93.9	12:06.921								
4	1	2:27.827	42.808	52.306	52.713	95.8	14:34.748								
5	1	2:24.059	40.558	51.496	52.005	98.3	16:58.807								
6	1	2:32.423	44.365	54.763	53.295	92.9	19:31.230								
7	1	2:22.206	39.331	51.218	51.657	99.6	21:53.436								
8	1	2:20.279	38.898	50.429	50.952	100.9	24:13.715								
9	1	2:20.528	38.909	50.696	50.923	100.8	26:34.243								
10	1	2:20.808	38.598	51.012	51.198	100.6	28:55.051								
11	1	2:19.203	38.311	50.113	50.779	101.7	31:14.254								
12	1	2:18.922	37.890	50.492	50.540	101.9	33:33.176								
13	1	2:21.113	38.368	50.113	52.632	100.3	35:54.289								

GT-CER
CAMPEONATO DE ESPAÑA RESISTENCIARACE READY
IBERIAN HISTORIC RACING

CIRCUITO DE NAVARRA 3.933 m.

HISTORIC ENDURANCE FESTIVAL DE LA VELOCIDAD Entrenamientos Privados

Sector Analysis

— Invalidated Lap

■ Personal Best

■ Session Best

■ B Crossing the pit lane

Lap	D	Time	Sector 1	Sector 2	Sector 3	Kph	Elapsed	Lap	D	Time	Sector 1	Sector 2	Sector 3	Kph	Elapsed
501		Ricardo Pereira					Ford Escort RS2000								
		1. Ricardo Pereira					H-1976								
		2. Nuno Breda													
1	1	14:58.969	...	52.856	51.163	15.8	14:58.969								
2	1	3:10.250 B	39.315	49.719	1:41.216	74.4	18:09.219								
3	1	2:27.174	46.704	50.375	50.095	96.2	20:36.393								
4	1	2:15.991	37.592	48.835	49.564	104.1	22:52.384								
5	1	3:17.997 B	36.730	49.249	1:52.018	71.5	26:10.381								
6	1	2:15.749	41.813	46.265	47.671	104.3	28:26.130								
7	1	2:09.190	34.836	46.906	47.448	109.6	30:35.320								
8	1	2:08.721	34.736	46.885	47.100	110.0	32:44.041								
9	1	2:10.021	36.045	46.111	47.865	108.9	34:54.062								
10	1	2:11.104	35.763	47.139	48.202	108.0	37:05.166								
11	1	2:08.408	34.767	46.653	46.988	110.3	39:13.574								
12	1	2:10.348	35.295	46.837	48.216	108.6	41:23.922								
508		Paulo Vieira					Ford Escort RS2000								
		1. Paulo Vieira					H-1976								
1	1	10:38.393	8:41.839	1:00.487	56.067	22.2	10:38.393								
523		Maximilien Huber					Ford Escort RS2000								
		1. Maximilien Huber					H-1976								
1	1	12:30.688	...	1:03.235	58.198	18.9	12:30.688								
2	1	2:30.372	42.649	55.289	52.434	94.2	15:01.060								
3	1	2:22.212	38.884	52.603	50.725	99.6	17:23.272								
4	1	3:14.846 B	38.769	49.791	1:46.286	72.7	20:38.118								
5	1	2:25.036	45.156	50.668	49.212	97.6	23:03.154								
6	1	2:19.050	38.262	51.095	49.693	101.8	25:22.204								
7	1	2:17.307	38.820	49.577	48.910	103.1	27:39.511								
8	1	2:14.994	37.208	48.764	49.022	104.9	29:54.505								
9	1	3:50.481 B	42.379	1:00.600	2:07.502	61.4	33:44.986								
10	1	2:27.136	46.789	50.323	50.024	96.2	36:12.122								
11	1	2:13.889	36.663	48.727	48.499	105.8	38:26.011								
12	1	2:15.257	36.992	48.856	49.409	104.7	40:41.268								
545		Guillaume Huber					BMW 1600 ti								
		1. Guillaume Huber					H-1971								
1	1	14:27.515	...	1:10.285	1:02.623	16.3	14:27.515								
2	1	2:53.999	50.299	1:03.055	1:00.645	81.4	17:21.514								
3	1	2:46.787	47.409	1:00.677	58.701	84.9	20:08.301								
4	1	2:45.279	46.408	59.496	59.375	85.7	22:53.580								
5	1	4:23.273 B	44.185	57.864	2:41.224	53.8	27:16.853								
6	1	2:47.481	51.886	59.247	56.348	84.5	30:04.334								
7	1	2:37.983	43.400	58.989	55.594	89.6	32:42.317								
8	1	2:35.732	42.463	58.733	54.536	90.9	35:18.049								
9	1	2:33.239	43.332	55.658	54.249	92.4	37:51.288								
10	1	2:33.080	43.259	55.076	54.745	92.5	40:24.368								