


## GTWS GT WINTER SERIES GTWS Race 2

### Sector Analysis

— Invalidated Lap    ■ Personal Best    ■ Session Best    B Crossing the pit lane

Lap	Time	Sector 1	Sector 2	Sector 3	Kph	Elapsed	Lap	Time	Sector 1	Sector 2	Sector 3	Kph	Elapsed
<b>9</b>	<b>Danilo Del Favero</b> Formula Racing Ferrari 488 Challenge Evo						1	1:49.354	30.773	39.019	39.562	129.5	1:49.354
	1	1:52.131	32.619	39.668	39.844	126.3	2	1:43.813	27.127	38.752	37.934	136.4	3:33.167
	2	1:44.979	27.892	38.512	38.575	134.9	3	1:42.767	27.274	37.743	37.750	137.8	5:15.934
	3	1:45.297	27.808	38.580	38.909	134.5	4	1:42.393	27.027	37.533	37.833	138.3	6:58.327
	4	1:44.588	27.622	38.247	38.719	135.4	5	1:42.319	27.088	37.470	37.761	138.4	8:40.646
	5	<b>1:43.781</b>	<b>27.312</b>	<b>38.089</b>	38.380	136.4	6	<b>1:42.053</b>	26.998	<b>37.446</b>	<b>37.609</b>	138.7	10:22.699
	6	1:44.149	27.479	38.423	<b>38.247</b>	135.9	7	1:42.670	27.074	37.564	38.032	137.9	12:05.369
	7	1:44.240	27.530	38.167	38.543	135.8	8	1:42.908	26.971	38.038	37.899	137.6	13:48.277
	8	1:45.610	27.530	39.391	38.689	134.1	9	1:43.042	27.121	38.051	37.870	137.4	15:31.319
	9	1:44.889	27.621	38.556	38.712	135.0	10	1:42.681	<b>26.946</b>	37.542	38.193	137.9	17:14.000
	10	1:46.046	27.708	39.443	38.895	133.5	11	1:42.284	26.948	37.619	37.717	138.4	18:56.284
	11	1:47.143	28.231	39.766	39.146	132.1	12	1:42.526	26.954	37.637	37.935	138.1	20:38.810
	12	1:45.896	27.505	38.576	39.815	133.7	13	1:44.297	27.074	39.009	38.214	135.8	22:23.107
	13	1:46.643	28.591	39.416	38.636	132.8	14	1:42.593	27.161	37.710	37.722	138.0	24:05.700
	14	1:45.039	27.649	38.682	38.708	134.8	15	1:44.079	27.116	37.772	39.191	136.0	25:49.779
	15	1:45.292	27.646	38.827	38.819	134.5							
<b>20</b>	<b>Darren Leung</b> Schubert Motorsport BMW M4 GT3						1	1:50.100	30.507	39.980	39.613	128.6	1:50.100
	1	1:47.864	30.218	38.912	38.734	131.3	2	1:43.461	27.015	38.615	37.831	136.9	3:33.561
	2	1:41.179	26.785	<b>36.905</b>	37.489	139.9	3	1:43.047	27.383	37.876	37.788	137.4	5:16.608
	3	1:41.518	26.745	36.936	37.837	139.5	4	1:42.376	26.896	37.659	37.821	138.3	6:58.984
	4	<b>1:41.101</b>	<b>26.689</b>	36.987	<b>37.425</b>	140.0	5	1:42.657	27.000	37.626	38.031	137.9	8:41.641
	5	1:41.877	26.773	36.931	38.173	139.0	6	1:42.232	26.799	<b>37.435</b>	37.998	138.5	10:23.873
	6	1:41.441	26.705	37.128	37.608	139.6	7	1:42.599	26.933	37.507	38.159	138.0	12:06.472
	7	1:42.416	27.033	37.641	37.742	138.2	8	1:42.498	26.964	37.789	<b>37.745</b>	138.1	13:48.970
	8	1:42.878	26.948	37.622	38.308	137.6	9	1:42.988	27.039	38.060	37.889	137.5	15:31.958
	9	1:42.451	26.953	37.634	37.864	138.2	10	1:44.110	27.177	39.024	37.909	136.0	17:16.068
	10	1:42.619	26.843	37.981	37.795	138.0	11	1:42.399	26.896	37.755	37.748	138.3	18:58.467
	11	1:41.790	26.851	37.244	37.695	139.1	12	<b>1:42.031</b>	<b>26.595</b>	37.690	37.746	138.8	20:40.498
	12	1:42.417	27.453	37.287	37.677	138.2	13	1:44.042	28.004	37.992	38.046	136.1	22:24.540
	13	1:42.599	26.975	37.794	37.830	138.0	14	1:42.646	26.969	37.802	37.875	137.9	24:07.186
	14	1:42.675	26.823	37.586	38.266	137.9	15	1:42.926	26.849	37.789	38.288	137.6	25:50.112
	15	1:43.533	27.472	38.080	37.981	136.8							
<b>24</b>	<b>Matthias Tomann</b> Mertel Motorsport Ferrari 488 Challenge Evo						1	2:02.490	39.214	41.466	41.810	115.6	2:02.490
	1	1:54.462	34.461	40.312	39.689	123.7	2	1:52.124	30.103	40.939	41.082	126.3	3:54.614
	2	1:46.599	28.291	<b>39.202</b>	39.106	132.8	3	<b>1:50.867</b>	<b>29.442</b>	40.510	40.915	127.7	5:45.481
	3	1:47.581	28.356	39.212	40.013	131.6	4	1:51.580	29.931	40.551	41.098	126.9	7:37.061
	4	1:46.822	28.343	39.486	38.993	132.5	5	1:51.994	29.794	40.653	41.547	126.4	9:29.055
	5	1:46.694	28.253	39.489	38.952	132.7	6	1:51.539	29.848	40.793	40.898	126.9	11:20.594
	6	<b>1:45.945</b>	<b>27.631</b>	39.401	<b>38.913</b>	133.6	7	1:51.275	29.708	40.515	41.052	127.2	13:11.869
	7	1:59.145	27.905	39.210	52.030	118.8	8	1:51.149	29.730	40.486	40.933	127.4	15:03.018
	8	1:50.295	30.773	40.037	39.485	128.4	9	1:51.287	29.727	40.584	40.976	127.2	16:54.305
	9	1:49.660	29.218	40.562	39.880	129.1	10	1:51.392	29.759	<b>40.446</b>	41.187	127.1	18:45.697
	10	1:49.116	29.200	40.019	39.897	129.8	11	1:53.623	30.542	41.300	41.781	124.6	20:39.320
	11	1:48.523	28.694	40.076	39.753	130.5	12	1:52.303	30.471	40.699	41.133	126.1	22:31.623
	12	1:49.059	28.757	40.538	39.764	129.8	13	1:51.147	29.626	40.682	<b>40.839</b>	127.4	24:22.770
	13	1:48.662	28.588	39.919	40.155	130.3	14	1:51.535	29.610	41.030	40.895	126.9	26:14.305
	14	1:49.116	28.895	40.213	40.008	129.8							
	15	1:50.837	30.296	40.403	40.138	127.7							
<b>33</b>	<b>Johannes Kapfinger</b> Huber Racing Porsche 992 GT3 Cup						1	2:01.767	37.533	42.048	42.186	116.3	2:01.767
	1	1:50.467	29.131	40.652	40.684	128.2	2	1:50.467	29.131	40.652	40.684	128.2	3:52.234
	2	1:49.449	28.752	40.040	40.657	129.4	3	1:49.449	28.752	40.040	40.657	129.4	5:41.683
	3	1:51.473	28.924	41.995	40.554	127.0	4	1:51.473	28.924	41.995	40.554	127.0	7:33.156



**GTWS**  
GT WINTER SERIES  
GTWS Race 2

Sector Analysis

— Invalidated Lap    ■ Personal Best    ■ Session Best    B Crossing the pit lane

Lap	Time	Sector 1	Sector 2	Sector 3	Kph	Elapsed
5	1:49.115	28.917	39.837	40.361	129.8	9:22.271
6	<b>1:48.651</b>	28.813	<b>39.535</b>	40.303	130.3	11:10.922
7	1:49.700	28.936	40.490	<b>40.274</b>	129.1	13:00.622
8	1:48.694	<b>28.635</b>	39.567	40.492	130.3	14:49.316
9	1:49.272	28.815	39.901	40.556	129.6	16:38.588
10	1:49.277	28.984	39.757	40.536	129.6	18:27.865
11	1:49.644	28.924	39.863	40.857	129.1	20:17.509
12	1:49.112	28.992	39.688	40.432	129.8	22:06.621
13	1:50.916	29.018	39.803	42.095	127.7	23:57.537
14	1:51.061	29.367	40.592	41.102	127.5	25:48.598

**63** Patrick Wäger  
Team FMT Porsche 992 GT3 Cup

1	1:55.423	35.521	40.486	39.416	122.7	1:55.423
2	1:48.210	28.302	39.614	40.294	130.8	3:43.633
3	1:46.732	28.330	39.008	39.394	132.7	5:30.365
4	1:46.091	27.972	39.234	38.885	133.5	7:16.456
5	1:46.959	28.366	39.333	39.260	132.4	9:03.415
6	1:47.031	27.958	39.148	39.925	132.3	10:50.446
7	1:48.126	27.992	39.441	40.693	130.9	12:38.572
8	1:46.725	28.527	39.304	38.894	132.7	14:25.297
9	<b>1:45.593</b>	27.805	39.064	<b>38.724</b>	134.1	16:10.890
10	1:45.856	27.997	38.953	38.906	133.8	17:56.746
11	1:46.002	28.230	<b>38.806</b>	38.966	133.6	19:42.748
12	1:46.479	28.046	39.598	38.835	133.0	21:29.227
13	1:45.813	28.019	39.057	38.737	133.8	23:15.040
14	2:08.549	28.130	1:01.502	38.917	110.1	25:23.589
15	1:45.869	<b>27.627</b>	39.173	39.069	133.7	27:09.458

**64** Peter Brunner  
Team FMT Porsche 992 GT3 Cup

1	2:00.640	38.111	41.043	41.486	117.4	2:00.640
2	1:47.293	28.593	39.317	39.383	132.0	3:47.933
3	1:47.006	28.455	39.445	39.106	132.3	5:34.939
4	1:46.149	28.272	38.828	39.049	133.4	7:21.088
5	<b>1:45.715</b>	28.267	38.802	<b>38.646</b>	133.9	9:06.803
6	1:47.154	28.613	39.109	39.432	132.1	10:53.957
7	1:46.820	28.404	38.701	39.715	132.5	12:40.777
8	1:46.781	29.104	38.759	38.918	132.6	14:27.558
9	1:45.907	28.091	38.939	38.877	133.7	16:13.465
10	1:45.767	<b>28.059</b>	<b>38.565</b>	39.143	133.9	17:59.232
11	1:55.641	28.151	48.697	38.793	122.4	19:54.873
12	1:46.687	28.560	38.967	39.160	132.7	21:41.560
13	1:48.322	29.613	39.203	39.506	130.7	23:29.882
14	1:46.655	28.611	39.257	38.787	132.8	25:16.537
15	1:46.272	28.542	38.984	38.746	133.2	27:02.809

**69** Timmo Mol  
Timmo Mol Porsche 996 GT3 Cup

1	2:14.732	41.922	47.504	<b>45.306</b>	105.1	2:14.732
2	2:08.257	35.358	47.352	45.547	110.4	4:22.989
3	2:07.339	34.919	46.611	45.809	111.2	6:30.328
4	2:10.537	35.073	46.361	49.103	108.5	8:40.865
5	2:15.279	38.237	48.094	48.948	104.7	10:56.144
6	2:10.795	35.073	50.203	45.519	108.3	13:06.939
7	<b>2:06.621</b>	35.388	45.716	45.517	111.8	15:13.560
8	2:08.616	34.689	46.556	47.371	110.1	17:22.176

Lap	Time	Sector 1	Sector 2	Sector 3	Kph	Elapsed
9	2:09.776	35.121	47.889	46.766	109.1	19:31.952
10	2:08.441	34.650	48.231	45.560	110.2	21:40.393
11	2:06.932	<b>34.180</b>	<b>45.412</b>	47.340	111.5	23:47.325
12	2:08.415	34.670	47.823	45.922	110.3	25:55.740

**81** Smorg  
Promotion Motorsport BMW M2 CS Racing


1	2:06.402	40.012	43.073	43.317	112.0	2:06.402
2	1:57.151	31.489	42.592	43.070	120.9	4:03.553
3	1:55.771	30.776	41.593	43.402	122.3	5:59.324
4	1:54.983	30.893	<b>41.555</b>	42.535	123.1	7:54.307
5	1:55.506	31.061	41.778	42.667	122.6	9:49.813
6	<b>1:54.887</b>	<b>30.457</b>	42.073	<b>42.357</b>	123.2	11:44.700
7	1:56.053	30.730	41.954	43.369	122.0	13:40.753
8	1:58.723	31.675	44.086	42.962	119.3	15:39.476
9	1:58.598	31.238	42.137	45.223	119.4	17:38.074
10	1:58.778	32.356	43.478	42.944	119.2	19:36.852
11	1:58.060	31.050	44.108	42.902	119.9	21:34.912
12	1:57.596	31.515	42.917	43.164	120.4	23:32.508
13	1:57.201	31.291	42.856	43.054	120.8	25:29.709
14	2:00.033	34.877	42.313	42.843	118.0	27:29.742

**85** Simon Colin Primm  
CV Performance Mercedes AMG GT4

1	1:56.917	34.994	41.623	40.300	121.1	1:56.917
2	1:47.915	29.086	38.871	39.958	131.2	3:44.832
3	<b>1:46.949</b>	28.472	<b>38.645</b>	39.832	132.4	5:31.781
4	1:46.994	<b>28.410</b>	38.966	<b>39.618</b>	132.3	7:18.775
5	1:47.047	28.441	38.987	39.619	132.3	9:05.822
6	1:47.259	28.448	39.003	39.808	132.0	10:53.081
7	1:47.321	28.446	38.673	40.202	131.9	12:40.402
8	1:47.196	28.458	38.959	39.779	132.1	14:27.598
9	1:48.526	28.932	39.149	40.445	130.5	16:16.124
10	1:47.270	28.431	38.995	39.844	132.0	18:03.394
11	1:47.435	28.419	39.176	39.840	131.8	19:50.829
12	1:47.878	28.481	39.184	40.213	131.2	21:38.707
13	1:49.369	28.591	40.907	39.871	129.5	23:28.076
14	1:48.066	28.563	39.677	39.826	131.0	25:16.142
15	1:48.875	29.676	39.429	39.770	130.0	27:05.017

**90** Mick Pardo  
Laptime Performance Porsche 992 GT3 Cup

1	1:51.099	31.968	39.311	39.820	127.4	1:51.099
2	1:45.388	27.438	39.286	38.664	134.3	3:36.487
3	1:44.852	27.649	38.643	38.560	135.0	5:21.339
4	1:44.775	27.138	38.482	39.155	135.1	7:06.114
5	<b>1:43.563</b>	<b>26.915</b>	38.255	<b>38.393</b>	136.7	8:49.677
6	1:44.680	27.398	38.603	38.679	135.3	10:34.357
7	1:43.762	27.147	<b>38.025</b>	38.590	136.5	12:18.119
8	1:46.092	28.069	39.165	38.858	133.5	14:04.211
9	1:45.021	27.400	38.605	39.016	134.8	15:49.232
10	1:45.368	27.171	38.449	39.748	134.4	17:34.600
11	1:44.044	27.279	38.141	38.624	136.1	19:18.644
12	1:44.331	27.341	38.334	38.656	135.7	21:02.975
13	1:44.149	27.553	38.173	38.423	135.9	22:47.124
14	1:44.606	27.733	38.363	38.510	135.4	24:31.730
15	1:43.919	27.409	38.089	38.421	136.2	26:15.649



**GTWS**  
GT WINTER SERIES  
GTWS Race 2

Sector Analysis

— Invalidated Lap    ■ Personal Best    ■ Session Best    B Crossing the pit lane

Lap	Time	Sector 1	Sector 2	Sector 3	Kph	Elapsed	Lap	Time	Sector 1	Sector 2	Sector 3	Kph	Elapsed
-----	------	----------	----------	----------	-----	---------	-----	------	----------	----------	----------	-----	---------

<b>92</b> Martin Englmeier						
Laptime Performance				Porsche 992 GT3 Cup		
1	1:56.920	37.436	40.311	39.173	121.1	1:56.920
2	1:45.383	28.259	38.536	38.588	134.4	3:42.303
3	1:45.535	27.728	38.666	39.141	134.2	5:27.838
4	1:43.374	27.457	37.732	38.185	137.0	7:11.212
5	1:43.665	27.519	37.945	38.201	136.6	8:54.877
6	1:45.411	27.838	39.226	38.347	134.3	10:40.288
7	1:43.330	27.674	37.771	<b>37.885</b>	137.0	12:23.618
8	1:43.390	27.569	37.721	38.100	136.9	14:07.008
9	1:43.350	27.291	37.610	38.449	137.0	15:50.358
10	1:44.835	27.452	37.992	39.391	135.1	17:35.193
11	1:46.646	28.227	39.346	39.073	132.8	19:21.839
12	1:43.894	27.459	38.295	38.140	136.3	21:05.733
13	<b>1:42.837</b>	27.254	<b>37.404</b>	38.179	137.7	22:48.570
14	1:43.599	<b>27.192</b>	37.941	38.466	136.7	24:32.169
15	1:44.100	27.565	37.983	38.552	136.0	26:16.269

<b>109</b> Thomas Karlsson						
Mtech/Wileco				Porsche 992 GT3 Cup		
1	1:50.455	31.114	39.735	39.606	128.2	1:50.455
2	1:45.249	27.567	38.956	38.726	134.5	3:35.704
3	1:44.912	27.352	39.298	<b>38.262</b>	135.0	5:20.616
4	1:44.583	27.507	38.438	38.638	135.4	7:05.199
5	1:43.839	<b>27.170</b>	38.371	38.298	136.4	8:49.038
6	1:44.626	27.675	38.585	38.366	135.3	10:33.664
7	<b>1:43.786</b>	27.283	<b>38.131</b>	38.372	136.4	12:17.450
8	1:46.059	28.429	39.111	38.519	133.5	14:03.509
9	1:45.116	27.713	38.612	38.791	134.7	15:48.625
10	1:46.182	27.492	38.730	39.960	133.3	17:34.807
11	1:46.461	28.304	39.333	38.824	133.0	19:21.268
12	1:45.670	27.582	39.455	38.633	134.0	21:06.938
13	1:44.538	27.509	38.349	38.680	135.4	22:51.476
14	1:45.332	27.397	38.643	39.292	134.4	24:36.808
15	1:45.421	27.295	39.186	38.940	134.3	26:22.229

<b>128</b> Jens Richter						
MS Racing				Porsche 718 Cayman GT4 CS		
1	2:01.552	36.573	41.592	43.387	116.5	2:01.552
2	1:51.827	29.973	41.429	40.425	126.6	3:53.379
3	1:49.220	28.727	39.799	40.694	129.6	5:42.599
4	1:49.716	29.281	39.958	40.477	129.0	7:32.315
5	<b>1:48.297</b>	<b>28.703</b>	<b>39.420</b>	<b>40.174</b>	130.7	9:20.612
6	1:48.858	28.823	39.751	40.284	130.1	11:09.470
7	1:49.181	28.730	39.911	40.540	129.7	12:58.651
8	1:48.838	28.814	39.655	40.369	130.1	14:47.489
9	1:48.850	28.946	39.514	40.390	130.1	16:36.339
10	1:49.342	28.973	39.772	40.597	129.5	18:25.681
11	1:49.027	28.846	39.850	40.331	129.9	20:14.708
12	1:48.747	28.817	39.455	40.475	130.2	22:03.455
13	1:48.862	28.782	39.734	40.346	130.1	23:52.317
14	1:51.328	29.404	41.479	40.445	127.2	25:43.645


<b>170</b> Maxime Dumarey						
PROsport Racing				Aston Martin Vantage GT3		
1	1:51.372	32.182	39.576	39.614	127.1	1:51.372

2	1:44.778	27.348	38.585	38.845	135.1	3:36.150
3	1:42.736	27.128	37.672	37.936	137.8	5:18.886
4	<b>1:41.645</b>	26.734	37.283	<b>37.628</b>	139.3	7:00.531
5	1:41.764	26.807	<b>37.184</b>	37.773	139.1	8:42.295
6	1:42.045	26.873	<b>37.282</b>	37.890	138.8	10:24.340
7	1:42.720	26.848	37.670	38.202	137.8	12:07.060
8	1:42.661	26.984	37.697	37.980	137.9	13:49.721
9	1:42.856	26.936	38.024	37.896	137.7	15:32.577
10	1:43.019	26.797	38.381	37.841	137.4	17:15.596
11	1:41.971	26.824	37.306	37.841	138.9	18:57.567
12	1:41.842	<b>26.700</b>	37.363	37.779	139.0	20:39.409
13	1:43.171	26.829	38.241	38.101	137.2	22:22.580
14	1:42.056	27.117	37.277	37.662	138.7	24:04.636
15	1:42.951	27.119	37.457	38.375	137.5	25:47.587

<b>213</b> Leopold Willert						
MS Racing				Porsche 992 GT3 Cup		
1	1:52.851	33.063	39.663	40.125	125.5	1:52.851
2	1:45.716	27.988	38.745	38.983	133.9	3:38.567
3	1:45.464	27.667	38.713	39.084	134.3	5:24.031
4	1:45.232	27.680	38.581	38.971	134.5	7:09.263
5	1:44.949	27.490	38.588	38.871	134.9	8:54.212
6	1:45.580	27.673	39.120	38.787	134.1	10:39.792
7	1:47.577	29.104	38.564	39.909	131.6	12:27.369
8	1:46.091	28.092	38.523	39.476	133.5	14:13.460
9	1:44.988	27.757	38.599	38.632	134.9	15:58.448
10	1:45.226	27.635	38.696	38.895	134.6	17:43.674
11	1:46.125	27.849	39.216	39.060	133.4	19:29.799
12	1:45.053	27.558	38.743	38.752	134.8	21:14.852
13	1:44.172	27.567	<b>38.031</b>	38.574	135.9	22:59.024
14	<b>1:44.038</b>	<b>27.345</b>	38.259	<b>38.434</b>	136.1	24:43.062
15	1:45.625	27.663	38.322	39.640	134.0	26:28.687

<b>250</b> Jessica Backmann						
PROsport Racing				Aston Martin Vantage GT4		
1	2:00.586	37.045	41.545	41.996	117.4	2:00.586
2	1:50.567	29.662	40.678	40.227	128.1	3:51.153
3	1:48.555	28.838	39.460	40.257	130.4	5:39.708
4	1:48.261	28.773	39.283	40.205	130.8	7:27.969
5	<b>1:47.982</b>	28.625	39.218	40.139	131.1	9:15.951
6	1:48.137	28.754	39.333	<b>40.050</b>	130.9	11:04.088
7	1:48.168	28.615	<b>39.208</b>	40.345	130.9	12:52.256
8	1:48.233	28.633	39.282	40.318	130.8	14:40.489
9	1:48.370	28.724	39.472	40.174	130.7	16:28.859
10	1:49.331	28.904	39.765	40.662	129.5	18:18.190
11	1:48.933	29.071	39.644	40.218	130.0	20:07.123
12	1:48.656	<b>28.599</b>	39.877	40.180	130.3	21:55.779
13	1:48.413	28.726	39.438	40.249	130.6	23:44.192
14	1:48.882	28.689	39.625	40.568	130.0	25:33.074
15	1:51.742	29.252	41.309	41.181	126.7	27:24.816

<b>310</b> Guillaume Dumarey						
PROsport Racing				Aston Martin Vantage GT4		
1	2:01.864	38.368	41.581	41.915	116.2	2:01.864
2	1:51.044	29.972	40.802	40.270	127.5	3:52.908
3	1:49.018	28.618	39.879	40.521	129.9	5:41.926
4	1:49.119	28.910	40.064	40.145	129.8	7:31.045



## GTWS GT WINTER SERIES GTWS Race 2

### Sector Analysis

Lap	Time	Sector 1	Sector 2	Sector 3	Kph	Elapsed	Lap	Time	Sector 1	Sector 2	Sector 3	Kph	Elapsed
5	1:48.394	28.869	<b>39.154</b>	40.371	130.6	9:19.439	10	1:43.692	27.298	37.850	38.544	136.5	17:38.899
6	<b>1:47.879</b>	28.596	39.257	40.026	131.2	11:07.318	11	1:44.689	27.687	37.846	39.156	135.2	19:23.588
7	1:48.182	28.661	39.606	39.915	130.9	12:55.500	12	1:45.094	27.215	38.561	39.318	134.7	21:08.682
8	1:48.115	28.545	39.353	40.217	131.0	14:43.615	13	<b>1:43.451</b>	27.236	<b>37.686</b>	38.529	136.9	22:52.133
9	1:48.129	28.856	39.389	<b>39.884</b>	130.9	16:31.744	14	1:45.425	27.347	38.378	39.700	134.3	24:37.558
10	1:48.434	28.726	39.604	40.104	130.6	18:20.178	15	1:45.768	<b>27.170</b>	38.908	39.690	133.9	26:23.326
11	1:48.446	28.923	39.439	40.084	130.6	20:08.624							
12	1:48.065	28.584	39.247	40.234	131.0	21:56.689							
13	1:48.282	28.601	39.209	40.472	130.8	23:44.971							
14	1:48.505	<b>28.531</b>	39.624	40.350	130.5	25:33.476							
15	1:51.946	29.316	41.146	41.484	126.5	27:25.422							

**472** Thomas Andersen  
KTM X-BOW GT2

1	1:48.756	30.010	39.360	39.386	130.2	1:48.756
2	1:43.496	27.440	38.112	37.944	136.8	3:32.252
3	1:42.527	27.119	37.656	37.752	138.1	5:14.779
4	1:42.769	26.997	37.731	38.041	137.8	6:57.548
5	1:41.833	26.810	<b>37.281</b>	37.742	139.0	8:39.381
6	1:42.064	26.915	37.435	37.714	138.7	10:21.445
7	1:43.582	26.938	38.021	38.623	136.7	12:05.027
8	1:43.200	26.810	37.376	39.014	137.2	13:48.227
9	1:42.225	26.856	37.669	37.700	138.5	15:30.452
10	1:41.878	<b>26.537</b>	37.286	38.055	139.0	17:12.330
11	1:42.895	26.723	38.070	38.102	137.6	18:55.225
12	1:42.532	26.827	37.817	37.888	138.1	20:37.757
13	1:42.233	26.708	37.876	37.649	138.5	22:19.990
14	<b>1:41.646</b>	26.802	37.441	<b>37.403</b>	139.3	24:01.636
15	1:42.137	26.704	37.807	37.626	138.6	25:43.773

**555** Thomas Geissinger  
PROsport Racing Porsche Cayman

1	2:11.370	42.338	44.716	44.316	107.8	2:11.370
2	2:00.368	32.551	43.783	44.034	117.6	4:11.738
3	1:59.418	32.106	43.302	44.010	118.6	6:11.156
4	<b>1:58.433</b>	31.766	<b>42.924</b>	<b>43.743</b>	119.6	8:09.589
5	1:58.665	<b>31.633</b>	43.042	43.990	119.3	10:08.254
6	2:05.142	32.527	45.582	47.033	113.1	12:13.396
7	2:03.191	32.211	45.517	45.463	114.9	14:16.587
8	2:02.044	31.787	44.504	45.753	116.0	16:18.631
9	1:59.549	31.727	42.974	44.848	118.4	18:18.180
10	2:03.626	32.974	45.004	45.648	114.5	20:21.806
11	2:04.548	32.024	45.425	47.099	113.7	22:26.354
12	2:01.579	32.167	45.052	44.360	116.5	24:27.933
13	2:05.101	32.955	44.820	47.326	113.2	26:33.034

**741** Igor Klaja  
PTT Racing Porsche 992 GT3 Cup

1	1:53.458	33.379	39.994	40.085	124.8	1:53.458
2	1:45.332	27.765	39.234	38.333	134.4	3:38.790
3	1:46.278	27.752	39.632	38.894	133.2	5:25.068
4	1:44.641	27.434	38.820	38.387	135.3	7:09.709
5	1:44.880	27.508	38.845	38.527	135.0	8:54.589
6	1:46.395	27.553	40.127	38.715	133.1	10:40.984
7	1:45.643	28.162	38.831	38.650	134.0	12:26.627
8	1:44.449	28.057	38.172	<b>38.220</b>	135.6	14:11.076
9	1:44.131	27.494	38.097	38.540	136.0	15:55.207