


GTWS
GT WINTER SERIES
GTWS Endurance Race

Sector Analysis

— Invalidated Lap ■ Personal Best ■ Session Best **B** Crossing the pit lane

Lap	D	Time	Sector 1	Sector 2	Sector 3	Kph	Elapsed	Lap	D	Time	Sector 1	Sector 2	Sector 3	Kph	Elapsed	
9	Formula Racing 1. Danilo Del Favero							Ferrari 488 Challenge Evo Cup 1								
	1	1	1:56.453	36.080	40.887	39.486	121.6	1:56.453	16	2	1:41.288	26.238	37.463	37.587	139.8	26:46.613
	2	1	1:47.961	28.386	39.911	39.664	131.1	3:44.414	17	2	1:41.602	26.356	36.735	38.511	139.4	28:28.215
	3	1	1:48.611	28.600	40.170	39.841	130.4	5:33.025	18	2	1:40.218	26.318	36.685	37.215	141.3	30:08.433
	4	1	1:47.862	28.355	39.907	39.600	131.3	7:20.887	19	2	1:40.447	26.760	36.673	37.014	141.0	31:48.880
	5	1	1:46.842	28.305	39.692	38.845	132.5	9:07.729	20	2	1:39.845	26.008	36.563	37.274	141.8	33:28.725
	6	1	1:45.934	27.994	38.662	39.278	133.7	10:53.663	21	2	3:30.789 B	26.121	36.599	2:28.069	67.2	36:59.514
	7	1	1:45.368	27.825	38.660	38.883	134.4	12:39.031	22	1	1:48.740	32.818	37.905	38.017	130.2	38:48.254
	8	1	1:45.687	27.935	38.836	38.916	134.0	14:24.718	23	1	1:43.390	27.112	37.857	38.421	136.9	40:31.644
	9	1	1:45.857	28.073	38.724	39.060	133.8	16:10.575	24	1	1:42.778	26.784	37.782	38.212	137.8	42:14.422
	10	1	1:45.813	27.827	39.069	38.917	133.8	17:56.388	25	1	1:43.448	27.041	38.058	38.349	136.9	43:57.870
	11	1	1:45.885	27.903	38.951	39.031	133.7	19:42.273	26	1	1:44.605	27.172	38.542	38.891	135.4	45:42.475
	12	1	1:46.087	27.975	39.055	39.057	133.5	21:28.360	27	1	1:43.291	27.141	37.776	38.374	137.1	47:25.766
	13	1	1:46.280	27.961	38.732	39.587	133.2	23:14.640	28	1	1:44.153	27.262	38.060	38.831	135.9	49:09.919
	14	1	1:46.637	28.338	39.104	39.195	132.8	25:01.277	29	1	1:43.202	27.205	37.883	38.114	137.2	50:53.121
	15	1	1:47.581	27.824	39.630	40.127	131.6	26:48.858	30	1	1:43.212	27.175	37.898	38.139	137.2	52:36.333
	16	1	1:46.002	28.082	38.992	38.928	133.6	28:34.860	31	1	1:44.100	28.086	37.816	38.198	136.0	54:20.433
	17	1	1:46.569	28.031	39.315	39.223	132.9	30:21.429	32	1	1:44.285	28.126	37.870	38.289	135.8	56:04.718
	18	1	1:45.877	28.188	38.713	38.976	133.7	32:07.306	33	1	1:43.231	27.276	37.577	38.378	137.2	57:47.949
	19	1	3:41.467 B	28.323	39.414	2:33.730	63.9	35:48.773	34	1	1:43.146	27.300	37.616	38.230	137.3	59:31.095
20	1	1:59.063	38.612	40.931	39.520	118.9	37:47.836	35	1	1:44.630	27.128	37.794	39.708	135.3	1:01:15.725	
20	Schubert Motorsport 1. Darren Leung 2. Daniel Harper							BMW M4 GT3 GT3								
	1	2	1:41.167	28.179	36.246	36.742	140.0	1:41.167	1	1	1:55.916	35.746	40.161	40.009	122.1	1:55.916
	2	2	1:38.832	26.063	36.037	36.732	143.3	3:19.999	2	1	1:47.982	28.610	39.679	39.693	131.1	3:43.898
	3	2	1:39.287	26.202	36.208	36.877	142.6	4:59.286	3	1	1:48.452	28.685	40.031	39.736	130.6	5:32.350
	4	2	1:39.734	26.151	36.623	36.960	142.0	6:39.020	4	1	1:47.967	28.549	39.891	39.527	131.1	7:20.317
	5	2	1:39.952	26.296	36.579	37.077	141.7	8:18.972	5	1	1:49.583	28.631	41.169	39.783	129.2	9:09.900
	6	2	1:40.728	26.352	37.259	37.117	140.6	9:59.700	6	1	1:48.159	29.273	39.683	39.203	130.9	10:58.059
	7	2	1:39.940	26.370	36.415	37.155	141.7	11:39.640	7	1	1:47.795	28.358	39.937	39.500	131.3	12:45.854
	8	2	1:40.267	26.179	36.955	37.133	141.2	13:19.907	8	1	1:47.170	28.264	39.606	39.300	132.1	14:33.024
	9	2	1:40.092	26.298	36.843	36.951	141.5	14:59.999	9	1	1:47.792	28.684	39.586	39.522	131.4	16:20.816
	10	2	1:40.200	26.098	36.652	37.450	141.3	16:40.199	10	1	1:48.417	28.681	40.290	39.446	130.6	18:09.233
	11	2	1:40.009	26.205	36.581	37.223	141.6	18:20.208	11	1	1:47.279	28.586	39.410	39.283	132.0	19:56.512
	12	2	1:40.908	26.253	37.240	37.415	140.3	20:01.116	12	1	1:49.235	28.670	39.649	40.916	129.6	21:45.747
	13	2	1:42.896	27.793	37.385	37.718	137.6	21:44.012	13	1	3:52.785 B	30.391	43.496	2:38.898	60.8	25:38.532
	14	2	1:40.422	26.381	36.717	37.324	141.0	23:24.434	14	2	1:53.332	34.971	39.319	39.042	124.9	27:31.864
	15	2	1:40.891	26.408	36.980	37.503	140.3	25:05.325	15	2	1:45.925	27.806	38.909	39.210	133.7	29:17.789
									16	2	1:46.529	27.899	39.726	38.904	132.9	31:04.318
									17	2	1:49.123	28.367	40.356	40.400	129.8	32:53.441
									18	2	1:46.545	28.193	39.497	38.855	132.9	34:39.986
									19	2	1:46.860	28.909	38.950	39.001	132.5	36:26.846
								20	2	1:44.861	27.795	38.563	38.503	135.0	38:11.707	
								21	2	1:45.111	27.910	38.434	38.767	134.7	39:56.818	
								22	2	1:44.803	27.643	38.466	38.694	135.1	41:41.621	
								23	2	1:45.094	27.744	38.708	38.642	134.7	43:26.715	
								24	2	1:45.230	27.587	38.873	38.770	134.6	45:11.945	
								25	2	1:45.384	27.527	38.803	39.054	134.4	46:57.329	
								26	2	1:46.064	27.486	39.402	39.176	133.5	48:43.393	
								27	2	1:48.472	28.089	39.469	40.914	130.5	50:31.865	
								28	2	3:14.788 B	30.440	46.483	1:57.865	72.7	53:46.653	
								29	2	1:55.179	36.762	39.088	39.329	122.9	55:41.832	
								30	2	1:49.899	30.391	39.386	40.122	128.8	57:31.731	
								31	2	1:50.310	27.973	39.312	43.025	128.4	59:22.041	
								32	2	1:50.454	29.068	40.632	40.754	128.2	1:01:12.495	
								33	2	1:51.431	29.726	40.269	41.436	127.1	1:03:03.926	



GTWS GT WINTER SERIES GTWS Endurance Race

Sector Analysis

— Invalidated Lap ■ Personal Best ■ Session Best **B** Crossing the pit lane

Lap	D	Time	Sector 1	Sector 2	Sector 3	Kph	Elapsed	Lap	D	Time	Sector 1	Sector 2	Sector 3	Kph	Elapsed	
33	Huber Racing		Porsche 992 GT3 Cup													
	1.Johannes Kapfinger		Cup 2													
	2.Dieter Svepes															
	1	1	1:47.583	31.188	38.263	38.132	131.6	1:47.583	15	2	1:42.784	27.127	37.682	37.975	137.8	25:39.846
	2	1	1:42.537	27.263	37.536	37.738	138.1	3:30.120	16	2	1:42.841	27.125	37.733	37.983	137.7	27:22.687
	3	1	1:42.797	27.711	37.518	37.568	137.7	5:12.917	17	2	1:43.002	27.138	37.834	38.030	137.5	29:05.689
	4	1	1:42.163	27.220	37.337	37.606	138.6	6:55.080	18	2	1:42.870	26.966	37.931	37.973	137.6	30:48.559
	5	1	1:42.158	27.265	37.358	37.535	138.6	8:37.238	19	2	1:42.975	26.997	37.825	38.153	137.5	32:31.534
	6	1	1:42.399	27.230	37.440	37.729	138.3	10:19.637	20	2	1:42.421	26.966	37.643	37.812	138.2	34:13.955
	7	1	1:42.516	27.118	37.682	37.716	138.1	12:02.153	21	2	1:42.588	26.947	37.602	38.039	138.0	35:56.543
	8	1	1:42.323	27.145	37.517	37.661	138.4	13:44.476	22	2	3:35.956 B	27.035	37.502	2:31.419	65.6	39:32.499
	9	1	1:42.524	27.323	37.476	37.725	138.1	15:27.000	23	1	1:48.225	32.255	38.045	37.925	130.8	41:20.724
	10	1	1:43.322	27.230	37.757	38.335	137.0	17:10.322	24	1	1:42.477	26.896	37.657	37.924	138.2	43:03.201
	11	1	1:42.459	27.144	37.556	37.759	138.2	18:52.781	25	1	1:42.944	27.086	37.581	38.277	137.5	44:46.145
	12	1	1:42.514	27.176	37.603	37.735	138.1	20:35.295	26	1	1:44.701	27.503	38.432	38.766	135.2	46:30.846
	13	1	1:43.050	27.304	37.538	38.208	137.4	22:18.345	27	1	1:42.767	27.012	37.634	38.121	137.8	48:13.613
	14	1	1:42.529	27.215	37.516	37.798	138.1	24:00.874	28	1	1:42.319	27.056	37.396	37.867	138.4	49:55.932
	15	1	1:43.465	27.296	37.976	38.193	136.8	25:44.339	29	1	1:42.789	27.091	37.579	38.119	137.7	51:38.721
	16	1	1:43.065	27.789	37.598	37.678	137.4	27:27.404	30	1	1:42.727	27.148	37.635	37.944	137.8	53:21.448
	17	1	1:43.028	27.396	37.587	38.045	137.4	29:10.432	31	1	1:43.070	26.966	38.047	38.057	137.4	55:04.518
18	1	1:42.431	27.223	37.553	37.655	138.2	30:52.863	32	1	1:43.226	26.929	37.804	38.493	137.2	56:47.744	
19	1	1:43.760	27.336	38.520	37.904	136.5	32:36.623	33	1	1:43.230	27.069	37.684	38.477	137.2	58:30.974	
20	1	1:42.807	27.330	37.579	37.898	137.7	34:19.430	34	1	1:42.585	27.052	37.659	37.874	138.0	1:00:13.559	
21	1	1:42.547	27.217	37.498	37.832	138.1	36:01.977	35	1	1:43.079	27.011	37.690	38.378	137.4	1:01:56.638	
22	1	1:42.886	27.258	37.709	37.919	137.6	37:44.863									
23	1	3:33.560 B	27.533	37.490	2:28.537	66.3	41:18.423									
24	2	1:48.914	33.248	37.899	37.767	130.0	43:07.337									
25	2	1:42.681	27.179	37.514	37.988	137.9	44:50.018									
26	2	1:43.034	27.406	37.716	37.912	137.4	46:33.052									
27	2	1:43.047	27.133	37.594	38.320	137.4	48:16.099									
28	2	1:42.819	27.129	37.734	37.956	137.7	49:58.918									
29	2	1:42.974	27.092	37.738	38.144	137.5	51:41.892									
30	2	1:42.893	27.110	37.837	37.946	137.6	53:24.785									
31	2	1:43.260	27.073	38.140	38.047	137.1	55:08.045									
32	2	1:42.730	27.151	37.757	37.822	137.8	56:50.775									
33	2	1:44.540	27.528	38.578	38.434	135.4	58:35.315									
34	2	1:44.393	27.425	38.642	38.326	135.6	1:00:19.708									
35	2	1:42.972	27.438	37.594	37.940	137.5	1:02:02.680									
35	Huber Racing		Porsche 991.2 GT3 Cup													
	1.Michael Kapfinger		Cup 2													
	2.Dieter Svepes															
	1	2	1:45.503	29.887	37.837	37.779	134.2	1:45.503	15	1	1:57.783	36.064	40.677	41.042	120.2	37:57.052
	2	2	1:41.978	26.936	37.344	37.698	138.8	3:27.481	16	1	1:51.816	29.809	40.683	41.324	126.6	30:20.694
	3	2	1:41.826	26.900	37.268	37.658	139.0	5:09.307	17	1	1:53.366	31.052	40.834	41.480	124.9	32:14.060
	4	2	1:41.883	26.869	37.433	37.581	139.0	6:51.190	18	1	3:45.209 B	29.868	40.838	2:34.503	62.9	35:59.269
	5	2	1:42.004	26.859	37.393	37.752	138.8	8:33.194	19	1	1:52.783	36.064	40.677	41.042	120.2	37:57.052
	6	2	1:42.934	26.847	38.350	37.737	137.6	10:16.128	20	1	1:52.270	29.941	40.762	41.567	126.1	39:49.322
	7	2	1:42.679	27.130	37.669	37.880	137.9	11:58.807	21	1	1:52.665	29.993	41.179	41.493	125.7	41:41.987
	8	2	1:42.359	26.776	37.675	37.908	138.3	13:41.166	22	1	1:52.278	30.094	40.935	41.249	126.1	43:34.265
	9	2	1:42.380	26.762	37.708	37.910	138.3	15:23.546	23	1	1:53.086	30.345	41.385	41.356	125.2	45:27.351
	10	2	1:42.922	27.018	38.064	37.840	137.6	17:06.468	24	1	1:52.589	30.158	41.042	41.389	125.8	47:19.940
	11	2	1:42.763	26.712	37.673	38.378	137.8	18:49.231	25	1	1:51.862	29.648	40.639	41.575	126.6	49:11.802
	12	2	1:42.442	26.879	37.683	37.880	138.2	20:31.673	26	1	1:52.114	30.492	40.502	41.120	126.3	51:03.916
	13	2	1:42.665	26.901	37.874	37.890	137.9	22:14.338	27	1	1:52.563	29.945	41.055	41.563	125.8	52:56.479
	14	2	1:42.724	26.947	37.633	38.144	137.8	23:57.062	28	1	1:51.192	29.633	40.619	40.940	127.3	54:47.671
									29	1	1:52.314	29.907	40.713	41.694	126.1	56:39.985
									30	1	1:51.390	29.677	40.609	41.104	127.1	58:31.375
									31	1	1:53.614	29.829	42.430	41.355	124.6	1:00:24.989
								32	1	1:51.340	29.762	40.499	41.079	127.2	1:02:16.329	




GTWS GT WINTER SERIES GTWS Endurance Race

Sector Analysis

— Invalidated Lap ■ Personal Best ■ Session Best B Crossing the pit lane

Lap	D	Time	Sector 1	Sector 2	Sector 3	Kph	Elapsed	Lap	D	Time	Sector 1	Sector 2	Sector 3	Kph	Elapsed	
48	PROsport Racing		Aston Martin Vantage GT4													
	1.Mike-David Ortmann		GT4													
	2.Yevgen Sokolovskiy															
	1	1	1:57.900	36.435	41.265	40.200	120.1	1:57.900	17	1	1:49.290	28.675	40.386	40.229	129.6	33:07.843
	2	1	1:47.925	28.800	39.092	40.033	131.2	3:45.825	18	1	1:47.828	28.873	39.359	39.596	131.3	34:55.671
	3	1	1:49.190	28.857	39.580	40.753	129.7	5:35.015	19	1	1:50.173	28.567	39.779	41.827	128.5	36:45.844
	4	1	1:48.316	29.016	39.365	39.935	130.7	7:23.331	20	1	1:47.902	28.812	39.691	39.399	131.2	38:33.746
	5	1	1:48.836	29.104	39.367	40.365	130.1	9:12.167	21	1	1:48.388	28.548	40.195	39.645	130.6	40:22.134
	6	1	1:48.789	29.140	39.529	40.120	130.1	11:00.956	22	1	1:48.272	29.191	39.440	39.641	130.8	42:10.406
	7	1	1:48.015	28.748	39.182	40.085	131.1	12:48.971	23	1	1:49.691	28.552	41.588	39.551	129.1	44:00.097
	8	1	1:47.455	28.607	39.081	39.767	131.8	14:36.426	24	1	1:47.937	28.520	39.554	39.863	131.2	45:48.034
	9	1	1:47.799	28.709	39.230	39.860	131.3	16:24.225	25	1	1:48.890	29.250	39.943	39.697	130.0	47:36.924
	10	1	1:48.530	28.743	39.368	40.419	130.5	18:12.755	26	1	1:49.001	29.113	39.853	40.035	129.9	49:25.925
	11	1	1:47.472	28.630	39.044	39.798	131.7	20:00.227	27	1	1:48.544	29.001	39.935	39.608	130.4	51:14.469
	12	1	1:48.134	28.950	39.305	39.879	130.9	21:48.361	28	1	1:50.553	31.318	39.549	39.686	128.1	53:05.022
	13	1	1:48.510	28.789	39.743	39.978	130.5	23:36.871	29	1	1:54.552	31.748	43.108	39.696	123.6	54:59.574
	14	1	1:47.672	28.671	39.041	39.960	131.5	25:24.543	30	1	1:53.906	28.727	41.624	43.555	124.3	56:53.480
	15	1	1:47.738	28.791	39.029	39.918	131.4	27:12.281	31	1	1:52.472	30.295	41.890	40.287	125.9	58:45.952
	16	1	1:48.280	28.826	39.440	40.014	130.8	29:00.561	32	1	1:49.744	29.400	40.300	40.044	129.0	1:00:35.696
	17	1	3:40.502 B	28.794	39.260	2:32.448	64.2	32:41.063	33	1	1:49.664	29.074	40.373	40.217	129.1	1:02:25.360
	18	2	1:57.756	35.382	40.559	41.815	120.2	34:38.819								
	19	2	1:51.423	30.416	40.198	40.809	127.1	36:30.242								
	20	2	1:50.258	29.377	40.111	40.770	128.4	38:20.500								
	21	2	1:50.593	29.050	40.560	40.983	128.0	40:11.093								
	22	2	1:49.894	29.113	40.068	40.713	128.8	42:00.987								
	23	2	1:51.206	30.128	40.194	40.884	127.3	43:52.193								
	24	2	1:49.943	29.219	39.907	40.817	128.8	45:42.136								
	25	2	1:49.706	29.226	39.699	40.781	129.1	47:31.842								
	26	2	1:49.723	29.173	39.886	40.664	129.0	49:21.565								
	27	2	1:50.118	29.012	39.913	41.193	128.6	51:11.683								
	28	2	1:52.026	29.174	40.412	42.440	126.4	53:03.709								
	29	2	1:50.772	29.740	40.210	40.822	127.8	54:54.481								
	30	2	1:53.854	30.005	41.020	42.829	124.4	56:48.335								
31	2	1:51.667	30.093	40.548	41.026	126.8	58:40.002									
32	2	1:49.826	28.932	39.894	41.000	128.9	1:00:29.828									
33	2	1:49.946	29.004	39.943	40.999	128.8	1:02:19.774									
63	Team FMT		Porsche 992 GT3 Cup													
	1.Patrick Wäger		Cup 2													
	1	1	1:59.519	37.201	42.800	39.518	118.5	1:59.519	1	1	1:58.122	36.444	42.384	39.294	119.9	1:58.122
	2	1	1:48.542	29.239	39.668	39.635	130.4	3:48.061	2	1	1:47.452	29.051	39.268	39.133	131.8	3:45.574
	3	1	1:47.873	28.811	39.605	39.457	131.3	5:35.934	3	1	1:48.166	28.095	40.217	39.854	130.9	5:33.740
	4	1	1:47.841	28.515	39.756	39.570	131.3	7:23.775	4	1	1:48.223	28.509	39.642	40.072	130.8	7:21.963
	5	1	1:48.504	29.066	39.838	39.600	130.5	9:12.279	5	1	1:49.079	29.731	39.344	40.004	129.8	9:11.042
	6	1	1:47.477	28.369	39.701	39.407	131.7	10:59.756	6	1	1:48.138	28.773	39.674	39.691	130.9	10:59.180
	7	1	1:47.453	28.250	39.543	39.660	131.8	12:47.209	7	1	1:47.305	28.299	39.382	39.624	131.9	12:46.485
	8	1	1:47.506	28.315	39.650	39.541	131.7	14:34.715	8	1	1:47.411	28.337	39.550	39.524	131.8	14:33.896
	9	1	1:47.746	28.310	39.853	39.583	131.4	16:22.461	9	1	1:47.908	28.336	39.789	39.783	131.2	16:21.804
	10	1	1:52.267	28.634	41.016	42.617	126.1	18:14.728	10	1	1:48.830	28.506	40.273	40.051	130.1	18:10.634
	11	1	3:56.617 B	30.039	44.044	2:42.534	59.8	22:11.345	11	1	1:47.555	28.809	39.447	39.299	131.6	19:58.189
	12	1	1:55.125	35.610	39.837	39.678	123.0	24:06.470	12	1	3:44.170 B	28.751	40.313	2:35.106	63.2	23:42.359
	13	1	1:47.954	28.536	39.823	39.595	131.2	25:54.424	13	1	1:51.883	33.646	38.997	39.240	126.6	25:34.242
	14	1	1:48.100	28.362	39.783	39.955	131.0	27:42.524	14	1	1:47.488	28.565	38.854	40.069	131.7	27:21.730
	15	1	1:47.969	28.779	39.550	39.640	131.1	29:30.493	15	1	1:49.744	29.423	38.995	41.326	129.0	29:11.474
	16	1	1:48.060	28.724	39.892	39.444	131.0	31:18.553	16	1	1:47.189	28.724	39.393	39.072	132.1	30:58.663
									17	1	1:47.198	29.252	38.871	39.075	132.1	32:45.861
									18	1	1:46.769	28.650	38.831	39.288	132.6	34:32.630
									19	1	1:47.262	28.692	38.894	39.676	132.0	36:19.892
									20	1	1:46.743	28.433	38.815	39.495	132.6	38:06.635
									21	1	1:46.582	28.238	39.306	39.038	132.8	39:53.217
									22	1	1:48.449	28.478	39.437	40.534	130.6	41:41.666
									23	1	1:47.047	29.048	39.018	38.981	132.3	43:28.713
									24	1	1:46.768	28.484	38.908	39.376	132.6	45:15.481
									25	1	1:46.082	28.222	39.094	38.766	133.5	47:01.563
									26	1	1:47.552	28.222	40.011	39.319	131.6	48:49.115
									27	1	1:45.602	28.170	38.765	38.667	134.1	50:34.717
									28	1	1:45.680	28.199	38.634	38.847	134.0	52:20.397
									29	1	1:46.427	28.147	39.587	38.693	133.0	54:06.824
									30	1	1:45.123	28.227	38.076	38.820	134.7	55:51.947
								31	1	1:45.717	27.996	38.703	39.018	133.9	57:37.664	
								32	1	1:46.478	28.759	38.659	39.060	133.0	59:24.142	
								33	1	1:49.948	28.335	39.802	41.811	128.8	1:01:14.090	
								34	1	1:59.679	33.051	44.084	42.544	118.3	1:03:13.769	




GTWS
GT WINTER SERIES
GTWS Endurance Race

Sector Analysis

— Invalidated Lap ■ Personal Best ■ Session Best ■ Crossing the pit lane

Lap	D	Time	Sector 1	Sector 2	Sector 3	Kph	Elapsed	Lap	D	Time	Sector 1	Sector 2	Sector 3	Kph	Elapsed		
81	Promotion Motorsport BMW M2 CS Racing																
	1. Smorg BMW Cup																
	2. Javier Macias																
	1	2	2:05.602	40.110	43.080	42.412	112.7	2:05.602	20	1	1:47.551	28.542	39.079	39.930	131.6	36:15.890	
	2	2	1:53.762	30.207	41.697	41.858	124.5	3:59.364	21	1	3:38.906 B	28.477	39.138	2:31.291	64.7	39:54.796	
	3	2	1:53.258	29.917	41.534	41.807	125.0	5:52.622	22	2	1:53.732	34.214	39.380	40.138	124.5	41:48.528	
	4	2	1:52.877	29.812	41.380	41.685	125.4	7:45.499	23	2	1:47.712	28.651	39.089	39.972	131.5	43:36.240	
	5	2	1:53.166	29.710	41.715	41.741	125.1	9:38.665	24	2	1:47.483	28.508	39.153	39.822	131.7	45:23.723	
	6	2	1:53.874	29.747	42.028	42.099	124.3	11:32.539	25	2	1:47.366	28.471	38.998	39.897	131.9	47:11.089	
	7	2	1:55.005	30.377	42.315	42.313	123.1	13:27.544	26	2	1:48.526	29.246	39.275	40.005	130.5	48:59.615	
	8	2	1:56.689	31.238	42.256	43.195	121.3	15:24.233	27	2	1:48.120	28.698	39.425	39.997	131.0	50:47.735	
	9	2	1:55.813	30.658	42.146	43.009	122.3	17:20.046	28	2	1:47.957	28.714	39.125	40.118	131.2	52:35.692	
	10	2	1:56.586	31.009	42.703	42.874	121.4	19:16.632	29	2	1:48.441	29.240	39.210	39.991	130.6	54:24.133	
	11	2	1:59.229	31.353	44.627	43.249	118.8	21:15.861	30	2	1:47.521	28.560	38.980	39.981	131.7	56:11.654	
	12	2	1:55.791	30.716	42.545	42.530	122.3	23:11.652	31	2	1:47.250	28.319	39.004	39.927	132.0	57:58.904	
	13	2	1:58.356	31.714	42.818	43.824	119.6	25:10.008	32	2	1:47.316	28.421	38.961	39.934	131.9	59:46.220	
	14	2	1:57.937	31.219	43.244	43.474	120.1	27:07.945	33	2	1:47.566	28.541	39.061	39.964	131.6	1:01:33.786	
	15	2	2:05.382	31.340	46.024	48.018	112.9	29:13.327									
	16	2	1:57.306	31.154	42.930	43.222	120.7	31:10.633									
	17	2	3:52.354 B	33.275	43.069	2:36.010	60.9	35:02.987									
	18	1	2:06.320	39.135	43.833	43.352	112.1	37:09.307									
	19	1	1:57.219	31.182	42.396	43.641	120.8	39:06.526									
	20	1	1:59.083	33.194	42.573	43.316	118.9	41:05.609									
	21	1	2:01.295	31.956	43.470	45.869	116.7	43:06.904									
	22	1	2:00.749	33.714	43.366	43.669	117.3	45:07.653									
	23	1	2:01.194	32.433	44.069	44.692	116.8	47:08.847									
	24	1	2:01.254	33.527	44.071	43.656	116.8	49:10.101									
	25	1	2:02.113	34.354	43.356	44.403	115.9	51:12.214									
	26	1	2:02.106	33.948	44.362	43.796	116.0	53:14.320									
	27	1	2:01.324	32.487	44.933	43.904	116.7	55:15.644									
	28	1	2:00.085	32.838	43.358	43.889	117.9	57:15.729									
	29	1	2:00.586	32.994	42.914	44.678	117.4	59:16.315									
30	1	2:00.869	31.977	42.863	46.029	117.1	1:01:17.184										
85	CV Performance Mercedes AMG GT4																
	1. Simon Colin Primm GT4																
	2. Jan Philipp Springob																
	1	1	2:01.581	37.883	43.152	40.546	116.5	2:01.581	1	1	1:49.835	32.224	38.962	38.649	128.9	1:49.835	
	2	1	1:48.624	28.910	39.562	40.152	130.3	3:50.205	2	1	1:44.107	27.326	38.078	38.703	136.0	3:33.942	
	3	1	1:47.992	28.552	39.269	40.171	131.1	5:38.197	3	1	1:43.740	27.460	38.025	38.255	136.5	5:17.682	
	4	1	1:48.029	28.446	39.465	40.118	131.1	7:26.226	4	1	1:44.095	27.317	38.396	38.382	136.0	7:01.777	
	5	1	1:48.402	28.604	39.695	40.103	130.6	9:14.628	5	1	1:42.968	27.245	37.694	38.029	137.5	8:44.745	
	6	1	1:48.041	28.543	39.329	40.169	131.1	11:02.669	6	1	1:43.127	27.234	37.753	38.140	137.3	10:27.872	
	7	1	1:47.284	28.484	38.912	39.888	132.0	12:49.953	7	1	1:43.510	27.171	38.110	38.229	136.8	12:11.382	
	8	1	1:47.658	28.458	39.193	40.007	131.5	14:37.611	8	1	1:44.116	27.207	38.240	38.669	136.0	13:55.498	
	9	1	1:47.788	28.449	39.453	39.886	131.4	16:25.399	9	1	1:44.241	27.096	38.556	38.589	135.8	15:39.739	
	10	1	1:48.471	28.455	39.437	40.579	130.5	18:13.870	10	1	1:43.318	27.108	37.926	38.284	137.0	17:23.057	
	11	1	1:47.612	28.504	39.170	39.938	131.6	20:01.482	11	1	1:43.075	27.224	37.818	38.033	137.4	19:06.132	
	12	1	1:48.073	28.767	39.294	40.012	131.0	21:49.555	12	1	1:43.713	27.084	38.015	38.614	136.5	20:49.845	
	13	1	1:48.493	28.524	39.798	40.171	130.5	23:38.048	13	1	1:45.111	27.254	38.414	39.443	134.7	22:34.956	
	14	1	1:47.800	28.481	39.413	39.906	131.3	25:25.848	14	1	1:44.857	27.306	38.251	39.300	135.0	24:19.813	
	15	1	1:48.023	28.615	39.282	40.126	131.1	27:13.871	15	1	1:44.298	27.331	38.154	38.813	135.8	26:04.111	
	16	1	1:48.864	28.541	39.239	41.084	130.1	29:02.735	16	1	1:45.825	27.513	38.390	39.922	133.8	27:49.936	
	17	1	1:48.507	29.041	39.475	39.991	130.5	30:51.242	17	1	1:44.412	27.105	38.268	39.039	135.6	29:34.348	
	18	1	1:48.265	28.724	39.606	39.935	130.8	32:39.507	18	1	3:39.126 B	27.245	38.930	2:32.951	64.6	33:13.474	
	19	1	1:48.832	29.325	39.480	40.027	130.1	34:28.339	19	2	1:47.778	31.914	37.880	37.984	131.4	35:01.252	
	90	Laptime Performance Porsche 992 GT3 Cup															
		1. Mick Pardo Cup 2															
		2. Moritz Kranz															
		1	1	1:49.835	32.224	38.962	38.649	128.9	1:49.835	20	2	1:43.409	26.927	37.340	39.142	136.9	36:44.661
		2	1	1:44.107	27.326	38.078	38.703	136.0	3:33.942	21	2	1:42.977	26.886	37.870	38.221	137.5	38:27.638
		3	1	1:43.740	27.460	38.025	38.255	136.5	5:17.682	22	2	1:43.285	27.130	38.222	37.933	137.1	40:10.923
		4	1	1:44.095	27.317	38.396	38.382	136.0	7:01.777	23	2	1:43.404	27.079	38.402	37.923	136.9	41:54.327
		5	1	1:42.968	27.245	37.694	38.029	137.5	8:44.745	24	2	1:42.072	26.867	37.448	37.757	138.7	43:36.399
		6	1	1:43.127	27.234	37.753	38.140	137.3	10:27.872	25	2	1:43.129	27.501	37.621	38.007	137.3	45:19.528
		7	1	1:43.510	27.171	38.110	38.229	136.8	12:11.382	26	2	1:43.715	27.138	38.249	38.328	136.5	47:03.243
8		1	1:44.116	27.207	38.240	38.669	136.0	13:55.498	27	2	1:43.485	27.045	38.349	38.091	136.8	48:46.728	
9		1	1:44.241	27.096	38.556	38.589	135.8	15:39.739	28	2	1:43.294	26.893	37.802	38.599	137.1	50:30.022	
10		1	1:43.318	27.108	37.926	38.284	137.0	17:23.057	29	2	1:41.843	26.848	37.407	37.588	139.0	52:11.865	
11		1	1:43.075	27.224	37.818	38.033	137.4	19:06.132	30	2	1:42.153	26.800	37.570	37.783	138.6	53:54.018	
12		1	1:43.713	27.084	38.015	38.614	136.5	20:49.845	31	2	1:42.696	27.305	37.577	37.814	137.9	55:36.714	
13		1	1:45.111	27.254	38.414	39.443	134.7	22:34.956	32	2	1:42.052	26.753	37.535	37.764	138.7	57:18.766	
14		1	1:44.857	27.306	38.251	39.300	135.0	24:19.813	33	2	1:42.951	27.125	37.871	37.955	137.5	59:01.717	
15		1	1:44.298	27.331	38.154	38.813	135.8	26:04.111	34	2	1:42.431	26.963	37.597	37.871	138.2	1:00:44.148	
16		1	1:45.825	27.513	38.390	39.922	133.8	27:49.936	35	2	1:42.453	26.880	37.450	38.123	138.2	1:02:26.601	
17		1	1:44.412	27.105	38.268	39.039	135.6	29:34.348									
18		1	3:39.126 B	27.245	38.930	2:32.951	64.6	33:13.474									
19		2	1:47.778	31.914	37.880	37.984	131.4	35:01.252									
92		Laptime Performance Porsche 992 GT3 Cup															
		1. Martin Englmeier Cup 2															
		1	1	1:49.835	32.224	38.962	38.649	128.9	1:49.835								
		2	1	1:44.107	27.326	38.078	38.703	136.0	3:33.942								
		3	1	1:43.740	27.460	38.025	38.255	136.5	5:17.682								
		4	1	1:44.095	27.317	38.396	38.382	136.0	7:01.777								
		5	1	1:42.968	27.245	37.694	38.029	137.5	8:44.745								
		6	1	1:43.127	27.234	37.753	38.140	137.3	10:27.872								
		7	1	1:43.510	27.171	38.110	38.229	136.8	12:11.382								
		8	1	1:44.116	27.207	38.240	38.669	136.0	13:55.498								
	9	1	1:44.241	27.096	38.556	38.589	135.8	15:39.739									
	10	1	1:43.318	27.108	37.926	38.284	137.0	17:23.057									
	11	1	1:43.075	27.224	37.818	38.033	137.4	19:06.132									
	12	1	1:43.713	27.084	38.015	38.614	136.5	20:49.845									
	13																




GTWS GT WINTER SERIES GTWS Endurance Race

Sector Analysis

— Invalidated Lap
 ■ Personal Best
 ■ Session Best
 ■ Crossing the pit lane

Lap	D	Time	Sector 1	Sector 2	Sector 3	Kph	Elapsed	Lap	D	Time	Sector 1	Sector 2	Sector 3	Kph	Elapsed
109 Mtech/Wileco Porsche 992 GT3 Cup Cup 2															
1.Ola Nilsson 2.Thomas Karlsson															
1	2	1:50.795	32.770	39.007	39.018	127.8	1:50.795	1	2	1:46.580	30.847	37.891	37.842	132.8	1:46.580
2	2	1:44.369	27.542	38.562	38.265	135.7	3:35.164	2	1	1:42.673	27.586	37.334	37.753	137.9	36:54.282
3	2	1:43.993	27.404	38.234	38.355	136.2	5:19.157	21	1	1:42.333	26.900	37.664	37.769	138.4	38:36.615
4	2	1:44.950	27.627	38.471	38.852	134.9	7:04.107	22	1	1:42.017	26.771	37.626	37.620	138.8	40:18.632
5	2	1:45.762	28.282	38.780	38.700	133.9	8:49.869	23	1	1:43.357	27.074	38.252	38.031	137.0	42:01.989
6	2	1:44.289	27.474	38.505	38.310	135.8	10:34.158	24	1	1:43.895	28.602	37.577	37.716	136.3	43:45.884
7	2	1:46.353	27.776	38.785	39.792	133.1	12:20.511	25	1	1:43.153	27.093	38.249	37.811	137.3	45:29.037
8	2	1:46.199	28.323	39.260	38.616	133.3	14:06.710	26	1	1:43.479	27.929	37.810	37.740	136.8	47:12.516
9	2	1:44.952	27.728	38.718	38.506	134.9	15:51.662	27	1	1:43.367	27.528	37.658	38.181	137.0	48:55.883
10	2	1:45.198	27.485	38.802	38.911	134.6	17:36.860	28	1	1:42.453	26.829	37.643	37.981	138.2	50:38.336
11	2	1:44.680	27.654	38.616	38.410	135.3	19:21.540	29	1	1:43.487	27.021	38.368	38.098	136.8	52:21.823
12	2	1:47.199	27.395	40.757	39.047	132.1	21:08.739	30	1	1:42.537	27.083	37.647	37.807	138.1	54:04.360
13	2	3:40.192	27.886	39.035	2:33.271	64.3	24:48.931	31	1	1:41.848	26.839	37.312	37.697	139.0	55:46.208
14	1	1:48.300	32.577	37.720	38.003	130.7	26:37.231	32	1	1:44.606	27.004	38.865	38.737	135.4	57:30.814
15	1	1:43.968	28.353	37.750	37.865	136.2	28:21.199	33	1	1:43.258	27.154	37.533	38.571	137.1	59:14.072
16	1	1:43.008	26.888	37.553	38.567	137.5	30:04.207	34	1	1:42.943	27.405	37.584	37.954	137.5	1:00:57.015
17	1	1:42.027	26.812	37.639	37.576	138.8	31:46.234	35	1	1:42.151	26.783	37.526	37.842	138.6	1:02:39.166
18	1	1:43.548	26.878	37.430	39.240	136.7	33:29.782								
19	1	1:41.827	26.766	37.381	37.680	139.0	35:11.609								
128 MS Racing Porsche 718 Cayman GT4 CS Cup 3															
1.Andreas Grelling 2.Jens Richter															
1	1	2:04.065	39.501	42.882	41.682	114.1	2:04.065	20	1	1:42.673	27.586	37.334	37.753	137.9	36:54.282
2	1	1:53.077	30.323	41.290	41.464	125.2	3:57.142	21	1	1:42.333	26.900	37.664	37.769	138.4	38:36.615
3	1	1:52.772	30.007	41.201	41.564	125.6	5:49.914	22	1	1:42.017	26.771	37.626	37.620	138.8	40:18.632
4	1	1:51.505	29.619	40.774	41.112	127.0	7:41.419	23	1	1:43.357	27.074	38.252	38.031	137.0	42:01.989
5	1	1:51.576	29.612	40.898	41.066	126.9	9:32.995	24	1	1:43.895	28.602	37.577	37.716	136.3	43:45.884
6	1	1:50.998	29.605	40.386	41.007	127.6	11:23.993	25	1	1:43.153	27.093	38.249	37.811	137.3	45:29.037
7	1	1:50.911	29.429	40.326	41.156	127.7	13:14.904	26	1	1:43.479	27.929	37.810	37.740	136.8	47:12.516
8	1	1:53.567	29.888	42.535	41.144	124.7	15:08.471	27	1	1:43.367	27.528	37.658	38.181	137.0	48:55.883
9	1	1:51.520	29.620	40.798	41.102	127.0	16:59.991	28	1	1:42.453	26.829	37.643	37.981	138.2	50:38.336
10	1	1:52.146	29.408	40.795	41.943	126.3	18:52.137	29	1	1:43.487	27.021	38.368	38.098	136.8	52:21.823
11	1	1:52.598	29.959	40.510	42.129	125.7	20:44.735	30	1	1:42.537	27.083	37.647	37.807	138.1	54:04.360
12	1	1:52.796	29.405	41.148	42.243	125.5	22:37.531	31	1	1:41.848	26.839	37.312	37.697	139.0	55:46.208
13	1	1:51.489	29.416	40.540	41.533	127.0	24:29.020	32	1	1:44.606	27.004	38.865	38.737	135.4	57:30.814
14	1	1:51.067	29.433	40.374	41.260	127.5	26:20.087	33	1	1:43.258	27.154	37.533	38.571	137.1	59:14.072
15	1	1:53.039	29.616	42.102	41.321	125.3	28:13.126	34	1	1:42.943	27.405	37.584	37.954	137.5	1:00:57.015
16	1	1:52.826	29.209	40.502	43.115	125.5	30:05.952	35	1	1:42.151	26.783	37.526	37.842	138.6	1:02:39.166
17	1	1:52.271	30.791	40.430	41.050	126.1	31:58.223								
18	1	1:50.331	29.229	40.194	40.908	128.3	33:48.554								
19	1	3:58.674	29.436	40.580	2:48.658	59.3	37:47.228								
20	2	1:58.065	36.323	40.065	41.677	119.9	39:45.293								
21	2	1:50.156	29.459	39.979	40.718	128.5	41:35.449								
22	2	1:49.332	28.893	39.736	40.703	129.5	43:24.781								
23	2	1:52.649	29.830	40.685	42.134	125.7	45:17.430								
24	2	1:51.266	28.950	40.692	41.624	127.3	47:08.696								
25	2	1:49.966	29.161	40.126	40.679	128.8	48:58.662								
26	2	1:51.623	29.228	41.605	40.790	126.8	50:50.285								
27	2	1:49.344	28.681	40.094	40.569	129.5	52:39.629								
28	2	1:49.017	28.813	39.732	40.472	129.9	54:28.646								
29	2	1:48.922	28.834	39.654	40.434	130.0	56:17.568								
30	2	1:49.218	28.798	39.888	40.532	129.6	58:06.786								
31	2	1:49.603	28.982	40.095	40.526	129.2	59:56.389								
32	2	1:50.038	28.991	40.275	40.772	128.7	1:01:46.427								
170 PROsport Racing Aston Martin Vantage GT3 GT3															
1.Maxime Dumarey 2.Jean Glorieux															
1	2	1:46.580	30.847	37.891	37.842	132.8	1:46.580								




GTWS
GT WINTER SERIES
GTWS Endurance Race

Sector Analysis

— Invalidated Lap ■ Personal Best ■ Session Best **B** Crossing the pit lane


Lap	D	Time	Sector 1	Sector 2	Sector 3	Kph	Elapsed	Lap	D	Time	Sector 1	Sector 2	Sector 3	Kph	Elapsed
2	2	1:41.664	26.917	37.174	37.573	139.3	3:28.244	20	2	1:46.853	28.293	39.141	39.419	132.5	38:21.818
3	2	1:42.124	26.933	37.453	37.738	138.6	5:10.368	21	2	1:47.305	28.361	39.351	39.593	131.9	40:09.123
4	2	1:41.445	26.601	37.284	37.560	139.6	6:51.813	22	2	1:48.684	28.518	39.936	40.230	130.3	41:57.807
5	2	1:41.813	26.702	37.510	37.601	139.1	8:33.626	23	2	1:47.044	28.366	38.869	39.809	132.3	43:44.851
6	2	1:41.771	26.671	37.455	37.645	139.1	10:15.397	24	2	1:46.381	27.822	39.556	39.003	133.1	45:31.232
7	2	1:42.233	27.375	37.055	37.803	138.5	11:57.630	25	2	1:45.218	28.039	38.511	38.668	134.6	47:16.450
8	2	1:41.709	26.830	37.102	37.777	139.2	13:39.339	26	2	1:45.952	27.568	39.341	39.043	133.6	49:02.402
9	2	1:42.642	26.819	37.296	38.527	137.9	15:21.981	27	2	1:45.544	27.602	38.790	39.152	134.2	50:47.946
10	2	1:42.696	27.312	37.557	37.827	137.9	17:04.677	28	2	1:45.691	27.711	38.733	39.247	134.0	52:33.637
11	2	1:42.426	26.678	37.716	38.032	138.2	18:47.103	29	2	1:46.153	27.922	38.839	39.392	133.4	54:19.790
12	2	1:42.425	26.883	37.443	38.099	138.2	20:29.528	30	2	1:47.718	29.030	39.536	39.152	131.4	56:07.508
13	2	1:42.630	26.994	37.531	38.105	138.0	22:12.158	31	2	1:45.929	27.631	38.755	39.543	133.7	57:53.437
14	2	1:42.934	26.910	37.757	38.267	137.6	23:55.092	32	2	1:45.480	27.842	38.535	39.103	134.2	59:38.917
15	2	1:43.128	27.137	37.631	38.360	137.3	25:38.220	33	2	1:44.863	27.387	38.313	39.163	135.0	1:01:23.780
16	2	1:43.100	26.851	37.565	38.684	137.3	27:21.320	250 PROsport Racing <small>Aston Martin Vantage GT4</small>							
17	2	1:43.349	26.950	37.574	38.825	137.0	29:04.669	1. Gabriela Jilkova <small>GT4</small>							
18	2	1:42.881	26.865	37.616	38.400	137.6	30:47.550	2. Jessica Backmann							
19	2	1:42.571	26.879	37.342	38.350	138.0	32:30.121								
20	2	1:42.852	26.923	37.784	38.145	137.7	34:12.973	1	1	1:58.455	36.743	41.437	40.275	119.5	1:58.455
21	2	1:42.480	26.934	37.504	38.042	138.2	35:55.453	2	1	1:48.855	29.151	39.453	40.251	130.1	3:47.310
22	2	3:33.941 B	26.722	37.502	2:29.717	66.2	39:29.394	3	1	1:48.484	28.806	39.630	40.048	130.5	5:35.794
23	1	1:49.955	33.205	38.143	38.607	128.8	41:19.349	4	1	1:49.126	29.395	39.481	40.250	129.7	7:24.920
24	1	1:43.249	26.984	37.550	38.715	137.1	43:02.598	5	1	1:48.440	28.544	39.683	40.213	130.6	9:13.360
25	1	1:43.083	27.129	37.524	38.430	137.4	44:45.681	6	1	1:47.942	28.622	39.262	40.058	131.2	11:01.302
26	1	1:45.638	27.303	38.797	39.538	134.0	46:31.319	7	1	1:47.884	28.648	39.230	40.006	131.2	12:49.186
27	1	1:43.634	27.293	37.784	38.557	136.6	48:14.953	8	1	1:47.694	28.641	39.204	39.849	131.5	14:36.880
28	1	1:43.136	27.160	37.799	38.177	137.3	49:58.089	9	1	1:47.797	28.438	39.565	39.794	131.3	16:24.677
29	1	1:42.447	26.983	37.475	37.989	138.2	51:40.536	10	1	1:48.434	28.538	39.557	40.339	130.6	18:13.111
30	1	1:43.127	27.015	37.921	38.191	137.3	53:23.663	11	1	1:47.642	28.631	39.148	39.863	131.5	20:00.753
31	1	1:42.993	26.866	37.745	38.382	137.5	55:06.656	12	1	1:48.284	29.006	39.201	40.077	130.8	21:49.037
32	1	1:43.019	27.025	37.705	38.289	137.4	56:49.675	13	1	1:48.277	28.628	39.597	40.052	130.8	23:37.314
33	1	1:45.321	28.254	38.643	38.424	134.4	58:34.996	14	1	1:47.990	28.771	39.185	40.034	131.1	25:25.304
34	1	1:44.899	27.307	38.664	38.928	135.0	1:00:19.895	15	1	1:48.035	28.669	39.218	40.148	131.1	27:13.339
35	1	1:44.244	27.817	38.023	38.404	135.8	1:02:04.139	16	1	3:40.551 B	28.665	39.753	2:32.133	64.2	30:53.890
213 MS Racing <small>Porsche 992 GT3 Cup</small>							1. Werner Panhauser <small>Cup 2</small>								
							2. Leopold Willert								
1	1	1:58.941	37.469	41.730	39.742	119.0	1:58.941	17	2	2:01.491	36.669	41.437	43.385	116.5	32:55.381
2	1	1:48.299	29.307	39.621	39.371	130.7	3:47.240	18	2	1:50.607	29.420	40.282	40.905	128.0	34:45.988
3	1	1:47.438	28.367	39.511	39.560	131.8	5:34.678	19	2	1:50.307	29.364	39.892	41.051	128.4	36:36.295
4	1	1:47.235	28.550	39.266	39.419	132.0	7:21.913	20	2	1:49.205	28.955	39.661	40.589	129.7	38:25.500
5	1	1:47.727	29.026	39.047	39.654	131.4	9:09.640	21	2	1:49.695	28.931	40.110	40.654	129.1	40:15.195
6	1	1:47.413	28.656	39.465	39.292	131.8	10:57.053	22	2	1:49.447	28.935	40.039	40.473	129.4	42:04.642
7	1	1:46.417	28.383	38.903	39.131	133.1	12:43.470	23	2	1:48.823	28.755	39.663	40.405	130.1	43:53.465
8	1	1:46.548	28.184	39.401	38.963	132.9	14:30.018	24	2	1:50.078	29.330	39.492	41.256	128.6	45:43.543
9	1	1:47.148	28.623	39.273	39.252	132.1	16:17.166	25	2	1:49.287	29.059	39.577	40.651	129.6	47:32.830
10	1	1:47.890	28.767	39.488	39.635	131.2	18:05.056	26	2	1:49.173	28.856	39.756	40.561	129.7	49:22.003
11	1	1:48.018	28.913	39.448	39.657	131.1	19:53.074	27	2	1:50.271	29.118	39.754	41.399	128.4	51:12.274
12	1	1:47.715	28.509	39.808	39.398	131.4	21:40.789	28	2	1:51.611	29.273	40.220	42.118	126.9	53:03.885
13	1	1:48.467	28.561	39.921	39.985	130.5	23:29.256	29	2	1:50.975	29.940	40.242	40.793	127.6	54:54.860
14	1	1:47.340	28.498	39.626	39.216	131.9	25:16.596	30	2	1:52.511	29.872	40.901	41.738	125.8	56:47.371
15	1	1:48.117	28.437	39.090	40.590	131.0	27:04.713	31	2	1:50.957	29.056	41.003	40.898	127.6	58:38.328
16	1	3:50.492 B	29.162	40.619	2:40.711	61.4	30:55.205	32	2	1:48.800	28.737	39.594	40.469	130.1	1:00:27.128
17	2	1:56.941	35.616	40.656	40.669	121.1	32:52.146	33	2	1:49.689	28.850	39.882	40.957	129.1	1:02:16.817
18	2	1:51.045	29.668	41.159	40.218	127.5	34:43.191	310 PROsport Racing <small>Aston Martin Vantage GT4</small>							
19	2	1:51.774	30.407	40.816	40.551	126.7	36:34.965	1. Guido Dumarey <small>GT4</small>							
							2. Guillaume Dumarey								
1	2	2:01.194	38.242	42.285	40.667	116.8	2:01.194	1	2	2:01.194	38.242	42.285	40.667	116.8	2:01.194
2	2	1:48.566	28.926	39.421	40.219	130.4	3:49.760	2	2	1:48.566	28.926	39.421	40.219	130.4	3:49.760



GTWS GT WINTER SERIES GTWS Endurance Race

Sector Analysis

CIRCUITO DE NAVARRA 3.933 m															
Lap	D	Time	Sector 1	Sector 2	Sector 3	Kph	Elapsed	Lap	D	Time	Sector 1	Sector 2	Sector 3	Kph	Elapsed
3	2	1:47.968	28.635	39.242	40.091	131.1	5:37.728	23	2	1:41.283	26.558	37.305	37.420	139.8	41:23.548
4	2	1:48.063	28.610	39.355	40.098	131.0	7:25.791	24	2	1:41.369	26.582	37.400	37.387	139.7	43:04.917
5	2	1:48.270	28.722	39.492	40.056	130.8	9:14.061	25	2	1:41.473	26.332	37.577	37.564	139.5	44:46.390
6	2	1:49.334	28.816	39.636	40.882	129.5	11:03.395	26	2	1:42.237	26.943	37.566	37.728	138.5	46:28.627
7	2	1:48.195	28.752	39.385	40.058	130.9	12:51.590	27	2	1:41.036	26.358	37.350	37.328	140.1	48:09.663
8	2	1:48.800	28.833	39.374	40.593	130.1	14:40.390	28	2	1:41.460	26.584	37.393	37.483	139.6	49:51.123
9	2	1:48.604	28.927	39.470	40.207	130.4	16:28.994	29	2	1:41.299	26.454	37.384	37.461	139.8	51:32.422
10	2	1:48.767	28.950	39.562	40.255	130.2	18:17.761	30	2	1:41.350	26.399	37.293	37.658	139.7	53:13.772
11	2	1:49.892	29.126	40.623	40.143	128.8	20:07.653	31	2	1:42.230	26.595	37.947	37.688	138.5	54:56.002
12	2	3:41.563 B	29.026	39.707	2:32.830	63.9	23:49.216	32	2	1:42.524	27.086	37.589	37.849	138.1	56:38.526
13	1	1:57.217	36.503	39.895	40.819	120.8	25:46.433	33	2	1:41.053	26.154	37.477	37.422	140.1	58:19.579
14	1	1:48.754	28.768	39.529	40.457	130.2	27:35.187	34	2	1:41.214	26.142	37.341	37.731	139.9	1:00:00.793
15	1	1:48.564	28.986	39.326	40.252	130.4	29:23.751	35	2	1:41.318	26.183	37.508	37.627	139.7	1:01:42.111
16	1	1:49.051	29.148	39.401	40.502	129.8	31:12.802	555 PROsport Racing Porsche Cayman Cup 3 1.Thomas Geissinger 2.Sameul Kappler							
17	1	1:49.028	29.210	39.518	40.300	129.9	33:01.830	1	2	2:09.286	40.797	44.260	44.229	109.5	2:09.286
18	1	1:48.449	28.893	39.325	40.231	130.6	34:50.279	2	2	2:00.575	32.532	43.319	44.724	117.4	4:09.861
19	1	1:49.122	28.927	39.636	40.559	129.8	36:39.401	3	2	2:00.332	32.280	43.544	44.508	117.7	6:10.193
20	1	1:48.696	28.716	39.530	40.450	130.3	38:28.097	4	2	2:00.864	32.199	44.010	44.655	117.1	8:11.057
21	1	1:48.985	28.738	39.711	40.536	129.9	40:17.082	5	2	1:59.415	31.730	43.336	44.349	118.6	10:10.472
22	1	1:49.008	28.906	39.818	40.284	129.9	42:06.090	6	2	2:01.798	33.432	43.598	44.768	116.2	12:12.270
23	1	1:49.561	28.720	40.284	40.557	129.2	43:55.651	7	2	2:01.451	31.732	44.684	45.035	116.6	14:13.721
24	1	1:50.365	28.927	40.510	40.928	128.3	45:46.016	8	2	2:01.100	32.243	43.389	45.468	116.9	16:14.821
25	1	1:49.487	28.872	39.969	40.646	129.3	47:35.503	9	2	2:06.011	32.940	45.683	47.388	112.4	18:20.832
26	1	1:49.183	28.918	39.670	40.595	129.7	49:24.686	10	2	2:00.711	32.421	44.033	44.257	117.3	20:21.543
27	1	1:49.523	28.753	39.818	40.952	129.3	51:14.209	11	2	2:01.835	32.401	44.698	44.736	116.2	22:23.378
28	1	1:49.955	29.603	39.715	40.637	128.8	53:04.164	12	2	2:02.126	32.633	43.383	46.110	115.9	24:25.504
29	1	1:51.220	30.023	40.384	40.813	127.3	54:55.384	13	2	2:02.717	32.610	44.068	46.039	115.4	26:28.221
30	1	1:52.594	29.687	41.147	41.760	125.8	56:47.978	14	2	3:58.338 B	32.311	44.885	2:41.142	59.4	30:26.559
31	1	1:51.181	29.356	40.998	40.827	127.3	58:39.159	15	1	2:08.926	39.050	44.121	45.755	109.8	32:35.485
32	1	1:49.130	28.766	39.701	40.663	129.7	1:00:28.289	16	1	2:06.102	33.070	45.060	47.972	112.3	34:41.587
33	1	1:49.787	28.960	39.767	41.060	129.0	1:02:18.076	17	1	2:06.520	34.250	45.242	47.028	111.9	36:48.107
472 Thomas Andersen KTM X-BOW GT2 Cup X 1.Thomas Andersen 2.Ronnie Bremer							741 PTT Racing Porsche 992 GT3 Cup Cup 2 1.Igor Klaja 2.Mateusz Lisowski								
1	1	1:53.454	35.387	39.836	38.231	124.8	1:53.454	1	1	1:51.405	32.885	39.684	38.836	127.1	1:51.405
2	1	1:44.787	27.589	38.899	38.299	135.1	3:38.241	2	1	1:44.284	27.585	38.423	38.276	135.8	3:35.689
3	1	1:42.069	27.002	37.624	37.443	138.7	5:20.310	3	1	1:43.985	27.404	38.247	38.334	136.2	5:19.674
4	1	1:44.141	27.589	38.117	38.435	136.0	7:04.451	4	1	1:44.950	27.410	38.557	38.983	134.9	7:04.624
5	1	1:42.876	27.299	37.337	38.240	137.6	8:47.327	5	1	1:46.259	28.201	38.947	39.111	133.2	8:50.883
6	1	1:42.467	26.415	38.282	37.770	138.2	10:29.794	6	1	1:44.018	27.752	37.710	38.556	136.1	10:34.901
7	1	1:41.581	26.435	37.385	37.761	139.4	12:11.375								
8	1	1:42.323	26.550	37.602	38.171	138.4	13:53.698								
9	1	1:42.347	26.985	37.662	37.700	138.3	15:36.045								
10	1	1:42.114	26.719	37.524	37.871	138.7	17:18.159								
11	1	1:42.083	26.691	37.765	37.627	138.7	19:00.242								
12	1	1:42.245	26.784	37.389	38.072	138.5	20:42.487								
13	1	3:34.830 B	26.733	37.946	2:30.151	65.9	24:17.317								
14	2	1:48.852	33.206	38.000	37.646	130.1	26:06.169								
15	2	1:42.151	26.550	37.614	37.987	138.6	27:48.320								
16	2	1:42.100	26.668	37.486	37.946	138.7	29:30.420								
17	2	1:41.521	26.540	37.491	37.490	139.5	31:11.941								
18	2	1:42.775	27.222	37.655	37.898	137.8	32:54.716								
19	2	1:43.203	27.226	37.771	38.206	137.2	34:37.919								
20	2	1:40.921	26.299	37.221	37.401	140.3	36:18.840								
21	2	1:41.002	26.310	37.330	37.362	140.2	37:59.842								
22	2	1:42.423	26.681	37.784	37.958	138.2	39:42.265								



GTWS
GT WINTER SERIES
GTWS Endurance Race

Sector Analysis

— Invalidated Lap ■ Personal Best ■ Session Best **B** Crossing the pit lane

Lap	D	Time	Sector 1	Sector 2	Sector 3	Kph	Elapsed	Lap	D	Time	Sector 1	Sector 2	Sector 3	Kph	Elapsed
7	1	1:45.321	27.487	38.147	39.687	134.4	12:20.222								
8	1	1:44.724	27.732	38.474	38.518	135.2	14:04.946								
9	1	1:44.598	27.596	38.108	38.894	135.4	15:49.544								
10	1	1:44.851	27.652	38.458	38.741	135.0	17:34.395								
11	1	1:44.547	27.525	37.997	39.025	135.4	19:18.942								
12	1	3:37.386 B	28.569	38.669	2:30.148	65.1	22:56.328								
13	2	1:46.755	31.772	36.966	38.017	132.6	24:43.083								
14	2	1:41.561	26.677	36.870	38.014	139.4	26:24.644								
15	2	1:42.538	26.653	37.885	38.000	138.1	28:07.182								
16	2	2:49.095 B	27.556	39.614	1:41.925	83.7	30:56.277								