

MOTO 4
ESBK - CTO. ESPAÑA DE VELOCIDAD
ENT.LIBRES 1

Vuelta a vuelta

— Vuelta invalidada


■ Mejor Personal

■ Mejor de la sesión

■ Cruzando por el pit lane

Vlt.	Tiempo	Sector 1	Sector 2	Sector 3	V.Max	T. Sesión	Vlt.	Tiempo	Sector 1	Sector 2	Sector 3	V.Max	T. Sesión		
5	JIMMY PRIMAUT						FRA	24	ALEXANDER CASTAÑEDA						ESP
	BRS - BRECHON RACING SCHOOL						BEON		FRANCO RACING VHC TEAM LIQUI						CORSE FACTORY
1	29:08.558	...	52.611	51.197	135.2	29:08.558	1	21:10.818 B				72.7	21:10.818		
2	2:20.703	38.077	51.697	50.929	161.7	31:29.261	2	2:46.775	50.583	58.503	57.689	132.2	23:57.593		
3	2:18.053	37.877	50.538	49.638	161.4	33:47.314	3	2:33.418	42.085	56.175	55.158	160.0	26:31.011		
4	2:16.262	37.345	49.828	49.089	161.2	36:03.576	4	2:31.649	40.698	55.387	55.564	160.5	29:02.660		
6	XARLY MENDEZ						DOM	25	MANFREDI BALDUCCI						ITA
	MRE TALENT						BEON		RC113 REPARTO CORSE						
1	6:29.282	4:33.143	59.657	56.482	116.9	6:29.282	1	6:32.979	4:32.523	1:02.085	58.371	103.5	6:32.979		
2	2:21.404	38.825	51.577	51.002	161.4	8:50.686	2	2:34.075	42.755	55.914	55.406	142.9	9:07.054		
3	2:18.705	37.489	51.412	49.804	161.0	11:09.391	3	2:30.048	41.498	54.574	53.976	150.6	11:37.102		
4	9:24.737 B				161.4	20:34.128	4	9:03.445 B					20:40.547		
5	2:25.621	42.816	51.651	51.154	134.0	22:59.749	5	2:37.477	48.168	56.066	53.243	125.4	23:18.024		
6	2:16.344	37.596	49.736	49.012	160.7	25:16.093	6	2:26.345	40.017	53.510	52.818	152.5	25:44.369		
11	GABRIEL PIO						FRA	26	ALBERTO ENRIQUEZ						ESP
	BRS- BRECHON RACING SCHOOL						BEON		CUNA DE CAMPEONES						MIR RACING
1	6:08.443	4:20.564	54.900	52.979	60.4	6:08.443	1	4:27.803	2:37.360	57.919	52.524	120.7	4:27.803		
2	2:23.410	38.578	52.807	52.025	159.5	8:31.853	2	19:01.469 B				158.1	23:29.272		
3	2:21.714	37.963	52.203	51.548	160.7	10:53.567	3	2:37.032	49.691	54.796	52.545	83.7	26:06.304		
4	9:52.874 B	40.042			161.9	20:46.441	4	2:22.834	39.003	52.456	51.375	157.4	28:29.138		
5	2:31.701	45.653	53.440	52.608	130.4	23:18.142	5	2:19.085	38.123	50.627	50.335	158.1	30:48.223		
6	2:21.598	37.627	52.561	51.410	162.9	25:39.740	6	2:16.277	37.190	49.771	49.316	158.1	33:04.500		
7	2:20.786	37.943	52.203	50.640	161.4	28:00.526	7	2:13.935	36.726	48.925	48.284	159.3	35:18.435		
8	2:19.125	37.343	51.434	50.348	161.0	30:19.651	27	MATEO MARULANDA						COL	
9	2:18.574	37.486	50.956	50.132	161.2	32:38.225		SUPERHUGO 44 TEAM							
10	2:17.290	36.926	50.395	49.969	161.2	34:55.515	1	9:18.669	7:23.323	59.564	55.782	123.3	9:18.669		
11	2:16.707	36.766	50.364	49.577	161.2	37:12.222	2	11:36.475 B	40.270	55.032	...	159.5	20:55.144		
12	LEWIS MULLEN						GBR	28	ADRIAN MOLINA						ESP
	SRT								GV STRATOS GAS DONKEY						
1	6:15.388	4:25.935	55.334	54.119	118.3	6:15.388	1	5:44.816	3:55.786	56.033	52.997	131.4	5:44.816		
2	2:25.477	40.061	53.209	52.207	157.9	8:40.865	2	2:24.488	39.322	52.772	52.394	160.7	8:09.304		
3	2:23.513	39.114	52.846	51.553	158.8	11:04.378	3	2:23.762	39.150	52.739	51.873	158.8	10:33.066		
4	9:58.051 B				158.6	21:02.429	4	2:23.762	39.150	52.739	51.873	158.8	10:33.066		
5	2:33.248	46.925	52.999	53.324	126.0	23:35.677	5	2:31.995	45.203	54.170	52.622	133.8	23:45.789		
6	2:22.990	38.907	52.445	51.638	158.6	25:58.667	6	2:24.120	38.788	53.115	52.217	158.4	26:09.909		
7	2:22.405	38.431	51.603	52.371	161.0	28:21.072	7	2:22.167	38.311	52.253	51.603	159.3	28:32.076		
8	2:19.971	38.365	51.293	50.313	160.0	30:41.043	8	2:21.145	37.983	52.052	51.110	159.8	30:53.221		
9	2:19.168	37.995	50.711	50.462	159.5	33:00.211	9	2:18.532	37.432	50.664	50.436	159.3	33:11.753		
10	2:24.902	38.078	53.958	52.866	158.1	35:25.113	10	2:18.076	37.219	50.542	50.315	158.8	35:29.829		
14	GIULIO DI NAPOLI						ITA	29	ADRIAN MOLINA						ESP
	RC113 REPARTO CORSE						BEON		GV STRATOS GAS DONKEY						
1	6:30.504	4:32.812	1:00.691	57.001	116.0	6:30.504	1	5:44.816	3:55.786	56.033	52.997	131.4	5:44.816		
2	2:35.634	42.647	57.079	55.908	145.9	9:06.138	2	2:24.488	39.322	52.772	52.394	160.7	8:09.304		
3	2:32.970	43.022	55.699	54.249	148.8	11:39.108	3	2:23.762	39.150	52.739	51.873	158.8	10:33.066		
4	9:09.097 B				20:48.205		4	10:40.728 B	38.514			159.5	21:13.794		
5	2:36.730	47.072	55.215	54.443	125.9	23:24.935	5	2:31.995	45.203	54.170	52.622	133.8	23:45.789		
6	2:29.836	41.464	54.762	53.610	150.4	25:54.771	6	2:24.120	38.788	53.115	52.217	158.4	26:09.909		
7	2:28.675	41.003	54.568	53.104	150.0	28:23.446	7	2:22.167	38.311	52.253	51.603	159.3	28:32.076		
8	2:26.186	39.824	53.607	52.755	150.6	30:49.632	8	2:21.145	37.983	52.052	51.110	159.8	30:53.221		
9	2:24.635	39.522	53.118	51.995	152.1	33:14.267	9	2:18.532	37.432	50.664	50.436	159.3	33:11.753		
10	2:24.774	39.427	52.365	52.982	150.8	35:39.041	10	2:18.076	37.219	50.542	50.315	158.8	35:29.829		





MOTO 4

ESBK - CTO. ESPAÑA DE VELOCIDAD

ENT.LIBRES 1

Vuelta a vuelta


— Vuelta invalidada


■ Mejor Personal

■ Mejor de la sesión

■ Cruzando por el pit lane

Vlt.	Tiempo	Sector 1	Sector 2	Sector 3	V.Max	T. Sesión	Vlt.	Tiempo	Sector 1	Sector 2	Sector 3	V.Max	T. Sesión	
31	LEONIDAS CASTILLO GUIMARAES USA							4	2:19.491	38.008	50.869	50.614	160.7	10:39.839
	ALMA RACING TEAM BEON							5	9:41.708B	39.109			158.6	20:21.547
	1	10:08.348	8:20.904	54.964	52.480	126.9	6	2:32.957	48.432	52.676	51.849	106.7	22:54.504	
	2	11:24.428B	38.637			157.9	7	2:18.982	37.937	50.804	50.241	159.1	25:13.486	
	3	2:28.415	44.403	53.027	50.985	134.8	8	2:17.445	37.753	49.943	49.749	160.2	27:30.931	
	4	2:20.314	38.540	51.524	50.250	162.4	9	2:15.992	37.323	49.396	49.273	161.2	29:46.923	
	5	2:19.480	38.112	51.230	50.138	159.8	10	2:15.224	37.160	49.342	48.722	160.2	32:02.147	
	6	2:18.326	37.941	51.276	49.109	160.7	11	2:14.133	36.991	48.614	48.528	160.7	34:16.280	
	7	2:15.560	37.642	49.511	48.407	159.5								
	8	2:15.140	37.457	48.950	48.733	158.6								
37	RICCARDO MICHELIN ITA													
	AJEVO RACING TEAM													
	1	3:34.856	1:49.690	52.710	52.456	134.3								
	2	2:19.249	37.741	51.333	50.175	161.0								
	3	2:17.078	37.570	49.798	49.710	161.4								
	4	2:16.510	37.006	49.804	49.700	162.9								
	5	9:57.640B	36.823			163.4								
	6	2:22.333	41.764	50.339	50.230	137.8								
	7	2:14.990	36.588	49.191	49.211	161.4								
	8	2:13.989	36.217	48.664	49.108	160.2								
	9	2:13.536	36.199	48.498	48.839	162.9								
	10	2:13.246	36.175	48.425	48.646	161.9								
	11	2:12.867	35.846	48.406	48.615	162.4								
	12	2:12.811	36.024	48.221	48.566	161.7								
48	ANDRES GARCIA ESP													
	IGAXTEAM BEON													
	1	21:31.165B	...			137.2								
	2	2:29.836	45.125	52.733	51.978	130.4								
	3	2:17.776	37.961	50.077	49.738	163.6								
	4	2:16.653	37.124	50.001	49.528	164.1								
	5	2:14.634	36.214	49.509	48.911	164.1								
	6	2:13.119	36.164	48.599	48.356	164.6								
	7	2:13.097	36.083	48.780	48.234	164.1								
64	CARMELO BELLUZZO ITA													
	ETG RACING BEON													
	1	3:19.822	1:32.954	53.797	53.071	135.0								
	2	2:23.814	39.627	52.098	52.089	160.7								
	3	2:21.418	39.150	51.300	50.968	159.8								
	4	2:19.030	37.830	50.288	50.912	160.7								
	5	10:05.050B	37.392			160.7								
	6	2:22.833	41.756	50.683	50.394	136.5								
	7	2:15.024	36.663	48.832	49.529	160.7								
	8	2:13.369	36.265	48.382	48.722	160.2								
	9	2:12.848	36.126	47.884	48.838	161.2								
	10	2:12.475	36.085	47.794	48.596	160.5								
	11	2:12.942	36.202	47.933	48.807	159.8								
	12	2:11.965	36.119	47.659	48.187	160.0								
74	KENSEI MATSUDAIRA USA													
	EVIKE.COM NOX#27 RACING TEAM BEON													
	1	3:35.245	1:44.331	55.543	55.371	117.1								
	2	2:24.389	39.608	52.352	52.429	157.7								
	3	2:20.714	38.729	51.006	50.979	160.0								
77	JOEL MORA ESP													
	ILUSION RACING BEON													
	1	5:15.838	3:20.786	58.595	56.457	110.2								
	2	2:30.828	42.229	55.235	53.364	143.8								
	3	2:27.385	40.828	54.034	52.523	155.6								
89	ERIC RUZ ESP													
	IGAXTEAM BEON													
	1	21:30.197B	...			139.2								
	2	2:31.712	46.126	53.578	52.008	120.7								
	3	2:20.667	38.722	51.547	50.398	163.1								
	4	2:19.022	38.176	50.854	49.992	163.4								
	5	2:18.650	38.047	50.825	49.778	163.9								
	6	2:15.732	37.277	49.651	48.804	164.1								
	7	2:15.254	37.337	49.044	48.873	164.1								
92	DAVID GOMEZ ESP													
	MRE TALENT BEON													
	1	7:10.674	5:18.116	57.854	54.704	125.9								
	2	2:23.178	38.566	52.640	51.972	161.4								
	3	11:03.901B	38.048	52.548	53.305	161.7								
	4	2:27.835	43.685	52.381	51.769	135.3								
	5	2:23.142	38.601	52.823	51.718	161.4								
	6	2:22.311	40.055	51.901	50.355	161.2								
	7	2:17.774	37.236	50.218	50.320	162.9								
	8	2:17.048	37.169	50.110	49.769	161.4								
	9	2:16.528	37.064	49.779	49.685	162.4								
	10	2:16.175	36.750	50.168	49.257	159.1								
93	BAUTISTA FARIAS ARG													
	ETG RACING BEON													
	1	4:26.884	2:40.072	54.292	52.520	131.5								
	2	2:23.332	38.784	52.427	52.121	160.7								
	3	2:20.545	37.972	51.524	51.049	161.4								
	4	2:20.190	37.850	51.728	50.612	162.7								
	5	9:16.142B				160.5								
	6	2:26.616	43.531	51.818	51.267	130.8								
	7	2:18.897	37.564	50.790	50.543	161.2								
	8	2:17.159	36.863	50.475	49.821	161.4								
	9	2:16.499	37.034	49.687	49.778	161.4								
	10	2:15.901	36.425	49.242	50.234	165.4								
	11	2:15.525	36.780	49.319	49.426	161.2								
	12	2:14.275	36.568	48.862	48.845	161.2								
94	ENEO OSORIO ESP													
	FRANCO RACING VHC TEAM LIQUI CORSE FACTORY													
	1	21:09.682B				123.3								
	2	2:41.166	48.951	58.196	54.019	134.0								





MOTO 4

ESBK - CTO. ESPAÑA DE VELOCIDAD

ENT.LIBRES 1

Vuelta a vuelta

— Vuelta invalidada

■ Mejor Personal

■ Mejor de la sesión

B Cruzando por el pit lane

Vlt.	Tiempo	Sector 1	Sector 2	Sector 3	V.Max	T. Sesión	Vlt.	Tiempo	Sector 1	Sector 2	Sector 3	V.Max	T. Sesión
3	2:28.096	40.766	54.595	52.735	162.9	26:18.944							
4	2:21.615	38.734	52.153	50.728	161.4	28:40.559							
5	2:20.396	38.103	51.188	51.105	167.2	31:00.955							
6	2:19.467	37.618	51.534	50.315	169.3	33:20.422							
7	2:19.865	37.793	50.894	51.178	164.9	35:40.287							

96		ALEX DEBON					ESP
		H43 TEAM NOBBY					BEON
1	7:21.229	5:33.671	54.212	53.346	110.3	7:21.229	
2	2:29.838	40.090	54.221	55.527	138.3	9:51.067	
3	11:15.069B	42.742	55.598	9:36.729	131.7	21:06.136	
4	2:50.867	55.764	58.473	56.630	105.8	23:57.003	
5	2:35.576	45.442	53.751	56.383	139.0	26:32.579	
6	2:27.038	40.098	54.378	52.562	143.6	28:59.617	
7	2:15.474	36.648	49.555	49.271	162.4	31:15.091	
8	2:13.166	36.243	48.578	48.345	165.1	33:28.257	
9	2:12.065	35.743	47.943	48.379	164.1	35:40.322	

98		EDGAR SILVEN					ESP
		ETG RACING					
1	4:06.062	2:14.292	56.811	54.959	113.2	4:06.062	
2	2:25.717	40.833	52.130	52.754	154.3	6:31.779	
3	2:23.177	39.630	51.999	51.548	162.2	8:54.956	
4	2:23.170	39.977	51.880	51.313	162.4	11:18.126	
5	9:12.014B				158.6	20:30.140	
6	2:29.559	44.922	52.405	52.232	135.0	22:59.699	
7	2:22.258	39.768	51.510	50.980	148.8	25:21.957	
8	2:22.688	39.846	51.785	51.057	161.0	27:44.645	
9	2:21.419	39.552	51.207	50.660	160.5	30:06.064	
10	2:18.252	38.342	50.033	49.877	155.2	32:24.316	
11	2:18.580	38.439	50.186	49.955	162.2	34:42.896	
12	2:19.601	38.229	51.100	50.272	161.9	37:02.497	

