

MOTO 4

ESBK - CTO. ESPAÑA DE VELOCIDAD

ENT.LIBRES 2

Vuelta a vuelta

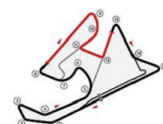
— Vuelta invalidada


■ Mejor Personal

■ Mejor de la sesión

■ Cruzando por el pit lane

Vlt.	Tiempo	Sector 1	Sector 2	Sector 3	V.Max	T. Sesión	Vlt.	Tiempo	Sector 1	Sector 2	Sector 3	V.Max	T. Sesión	
5	JIMMY PRIMAUT FRA						BEON	12	2:05.295	34.424	45.092	45.779	166.2	34:39.333
	BRS - BRECHON RACING SCHOOL							13	2:04.712	34.465	44.996	45.251	164.9	36:44.045
	1	3:41.151	2:09.173	46.181	45.797	141.4		3:41.151						
	2	2:04.695	34.634	45.140	44.921	163.6		5:45.846						
	3	2:03.552	33.965	44.647	44.940	167.2		7:49.398						
	4	2:06.089	34.628	46.470	44.991	166.2		9:55.487						
6	XARLY MENDEZ DOM						BEON	1	7:29.440	5:52.667	48.240	48.533	24.4	7:29.440
	MRE TALENT							2	2:06.108	34.856	45.562	45.690	165.9	9:35.548
	3	2:15.063	36.057	47.990	51.016	165.9		11:50.611						
	4	2:08.068	34.733	45.263	48.072	167.7		13:58.679						
	5	5:49.258	B 41.377	49.994	4:17.887	163.1		19:47.937						
	6	2:14.137	41.575	46.348	46.214	130.1		22:02.074						
	7	2:06.096	34.703	45.610	45.783	161.7		24:08.170						
	8	2:05.463	34.666	45.059	45.738	161.4		26:13.633						
	9	2:05.390	34.477	45.385	45.528	161.4		28:19.023						
	10	2:04.633	34.460	44.575	45.598	164.9		30:23.656						
	11	2:04.989	34.020	44.749	46.220	166.2		32:28.645						
	12	2:04.652	34.714	44.788	45.150	165.9		34:33.297						
	13	2:04.064	33.876	44.873	45.315	163.9		36:37.361						
11	GABRIEL PIO FRA						BEON	1	3:44.370	2:11.853	46.006	46.511	138.6	3:44.370
	BRS- BRECHON RACING SCHOOL							2	2:05.923	34.567	45.475	45.881	164.4	5:50.293
	3	2:06.731	34.644	45.622	46.465	163.1		7:57.024						
	4	2:17.282	35.813	55.154	46.315	162.9		10:14.306						
	5	2:05.836	34.661	45.227	45.948	164.9		12:20.142						
	6	2:05.568	34.468	45.009	46.091	164.1		14:25.710						
	7	2:04.862	34.106	45.069	45.687	164.9		16:30.572						
	8	2:09.928	34.382	49.400	46.146	163.4		18:40.500						
	9	2:04.753	34.509	44.776	45.468	162.9		20:45.253						
	10	2:04.242	34.302	44.571	45.369	166.7		22:49.495						
	11	2:04.726	34.292	44.909	45.525	169.0		24:54.221						
	12	2:58.453	B 34.055	44.679	1:39.719	167.2		27:52.674						
	13	2:11.363	39.595	45.905	45.863	130.4		30:04.037						
	14	2:04.481	34.481	44.686	45.314	163.6		32:08.518						
	15	2:03.577	34.193	44.362	45.022	162.7		34:12.095						
	16	2:03.354	34.129	44.254	44.971	162.7		36:15.449						
12	LEWIS MULLEN GBR						SRT	1	7:27.823	5:53.887	47.331	46.605	64.7	7:27.823
	SRT							2	2:07.673	35.723	45.867	46.083	161.2	9:35.496
	3	2:06.575	35.107	45.557	45.911	161.9		11:42.071						
	4	2:06.356	35.323	45.237	45.796	161.2		13:48.427						
	5	2:06.128	35.112	45.151	45.865	162.2		15:54.555						
	6	2:07.829	35.436	45.579	46.814	160.5		18:02.384						
	7	6:01.916	B 39.599	49.489	4:32.828	158.8		24:04.300						
	8	2:12.879	41.057	45.350	46.472	114.5		26:17.179						
	9	2:05.765	34.975	45.030	45.760	161.9		28:22.944						
	10	2:05.990	34.721	45.617	45.652	162.2		30:28.934						
	11	2:05.104	34.350	45.077	45.677	166.2		32:34.038						
13	PEDRO VARELA PRT						MIR RACING	1	3:07.242	1:33.891	47.328	46.023	134.5	3:07.242
	CUNA DE CAMPEONES							2	2:04.706	34.391	44.905	45.410	162.9	5:11.948
	3	2:04.374	34.462	44.868	45.044	161.0		7:16.322						
	4	3:57.010	B 35.186	45.533	2:36.291	159.3		11:13.332						
	5	2:23.223	42.578	49.054	51.591	111.6		13:36.555						
	6	2:03.508	34.298	44.423	44.787	161.7		15:40.063						
	7	2:21.440	35.899	52.524	53.017	162.4		18:01.503						
	8	2:07.818	36.700	45.261	45.857	129.3		20:09.321						
	9	2:05.205	34.582	45.122	45.501	160.0		22:14.526						
	10	2:03.129	34.093	44.159	44.877	166.4		24:17.655						
	11	2:11.593	37.147	46.980	47.466	160.0		26:29.248						
	12	2:03.052	33.684	44.241	45.127	164.9		28:32.300						
	13	2:07.581	33.995	45.481	48.105	165.1		30:39.881						
	14	2:02.959	33.820	44.278	44.861	163.4		32:42.840						
	15	2:02.152	34.044	43.806	44.302	159.1		34:44.992						
	16	2:02.337	33.796	43.985	44.556	160.5		36:47.329						
14	GIULIO DI NAPOLI ITA						BEON	1	4:07.351	2:26.988	50.830	49.533	130.4	4:07.351
	RC113 REPARTO CORSE							2	2:13.359	36.922	48.250	48.187	153.6	6:20.710
	3	2:12.145	36.635	47.707	47.803	154.7		8:32.855						
	4	2:10.948	36.300	47.279	47.369	154.5		10:43.803						
	5	2:10.248	36.188	46.833	47.227	155.2		12:54.051						
	6	2:10.274	36.442	46.424	47.408	154.5		15:04.325						
	7	2:10.290	36.302	47.074	46.914	154.1		17:14.615						
	8	2:09.869	36.132	46.761	46.976	154.7		19:24.484						
	9	2:09.483	36.237	46.430	46.816	154.5		21:33.967						
	10	2:09.692	36.251	46.612	46.829	154.7		23:43.659						
	11	2:17.837	43.617	46.781	47.439	154.5		26:01.496						
	12	2:10.264	36.533	46.698	47.033	153.2		28:11.760						
	13	2:11.694	38.306	46.802	46.586	154.1		30:23.454						
	14	2:08.099	35.649	46.024	46.426	157.7		32:31.553						
	15	2:08.620	35.802	46.033	46.785	156.5		34:40.173						
	16	2:07.427	35.002	45.797	46.628	163.1		36:47.600						
20	IKER RODRIGUEZ ESP						BEON	1	4:21.748	2:42.396	50.312	49.040	126.8	4:21.748
	IGAXTEAM							2	2:10.798	35.903	47.661	47.234	165.6	6:32.546
	3	2:09.943	35.237	46.846	47.860	165.6		8:42.489						
	4	2:07.884	35.491	46.065	46.328	164.6		10:50.373						
	5	2:06.090	34.773	45.511	45.806	165.9		12:56.463						
	6	2:04.260	34.289	44.689	45.282	166.9		15:00.723						
	7	2:03.734	34.202	44.762	44.770	165.6		17:04.457						
	8	8:05.547	B 35.492	46.200	6:43.855	161.9		25:10.004						
	9	2:07.459	38.339	44.558	44.562	141.2		27:17.463						
	10	2:01.493	33.724	43.747	44.022	163.9		29:18.956						
	11	2:01.245	33.517	43.643	44.085	165.9		31:20.201						
	12	2:00.967	33.555	43.395	44.017	165.4		33:21.168						
	13	2:00.685	33.359	43.462	43.864	168.0		35:21.853						





MOTO 4

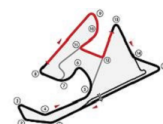
ESBK - CTO. ESPAÑA DE VELOCIDAD


ENT.LIBRES 2

Vuelta a vuelta

— Vuelta invalidada ■ Mejor Personal ■ Mejor de la sesión ■ Cruzando por el pit lane

Vlt.	Tiempo	Sector 1	Sector 2	Sector 3	V.Max	T. Sesión	Vlt.	Tiempo	Sector 1	Sector 2	Sector 3	V.Max	T. Sesión	
24	ALEXANDER CASTAÑEDA						COL	4	2:04.115	34.121	44.463	45.531	166.9	22:14.328
	FRANCO RACING VHC TEAM LIQUI						CORSE FACTORY	5	2:03.855	34.515	44.628	44.712	164.9	24:18.183
	1	3:37.069	2:02.512	47.615	46.942	138.5	3:37.069	6	2:03.452	34.377	44.258	44.817	166.2	26:21.635
	2	2:06.828	34.574	45.654	46.600	170.6	5:43.897	7	2:02.724	33.852	44.051	44.821	165.1	28:24.359
	3	2:05.624	34.517	45.552	45.555	169.0	7:49.521	8	2:15.834	34.629	51.263	49.942	168.0	30:40.193
	4	2:04.661	34.238	45.219	45.204	170.3	9:54.182	9	2:02.723	33.641	44.275	44.807	166.7	32:42.916
	5	2:03.853	33.987	44.950	44.916	168.5	11:58.035	10	2:01.613	33.580	43.452	44.581	167.4	34:44.529
	6	2:03.438	34.011	44.748	44.679	167.4	14:01.473	11	2:01.283	33.503	43.574	44.206	165.1	36:45.812
	7	10:58.666B	34.062	44.743	9:39.861	168.2	25:00.139							
	8	2:11.175	40.847	45.141	45.187	135.3	27:11.314							
	9	2:03.801	34.083	44.724	44.994	165.9	29:15.115							
	10	2:03.356	33.881	44.565	44.910	166.4	31:18.471							
	11	2:02.579	33.696	44.332	44.551	166.9	33:21.050							
	12	2:02.348	33.912	43.995	44.441	166.7	35:23.398							
25	MANFREDI BALDUCCI						ITA							
	RC113 REPARTO CORSE													
	1	4:01.430	2:25.085	48.902	47.443	128.4	4:01.430							
	2	2:09.544	36.399	46.696	46.449	160.5	6:10.974							
	3	2:08.155	35.793	46.065	46.297	161.4	8:19.129							
	4	2:08.305	35.376	46.307	46.622	160.7	10:27.434							
	5	2:07.103	35.683	45.488	45.932	159.5	12:34.537							
	6	2:06.988	35.333	45.725	45.930	159.8	14:41.525							
	7	2:05.912	35.352	45.139	45.421	159.8	16:47.437							
	8	2:05.918	35.291	45.056	45.571	158.1	18:53.355							
	9	3:14.601B	35.212	45.911	1:53.478	160.2	22:07.956							
	10	2:12.038	40.632	45.754	45.652	128.3	24:19.994							
	11	2:09.165	35.375	46.902	46.888	161.2	26:29.159							
	12	2:05.317	34.784	45.000	45.533	162.2	28:34.476							
	13	2:06.315	34.605	44.487	47.223	164.1	30:40.791							
	14	2:04.446	34.441	44.653	45.352	166.4	32:45.237							
	15	2:04.756	34.665	44.794	45.297	162.7	34:49.993							
	16	2:04.982	34.817	44.888	45.277	161.0	36:54.975							
26	ALBERTO ENRIQUEZ						ESP							
	CUNA DE CAMPEONES						MIR RACING							
	1	3:54.886	2:20.608	47.755	46.523	134.7	3:54.886							
	2	2:08.490	34.973	45.634	47.883	158.6	6:03.376							
	3	2:04.755	34.692	44.818	45.245	159.8	8:08.131							
	4	2:04.190	34.353	44.594	45.243	161.0	10:12.321							
	5	2:03.815	34.369	44.461	44.985	159.5	12:16.136							
	6	2:03.248	34.032	44.289	44.927	163.1	14:19.384							
	7	6:55.556B	34.753	53.371	5:27.432	159.1	21:14.940							
	8	2:10.905	40.134	45.141	45.630	133.0	23:25.845							
	9	2:04.130	34.608	44.715	44.807	158.6	25:29.975							
	10	2:03.316	34.208	44.450	44.658	159.3	27:33.291							
	11	2:02.844	34.308	43.924	44.612	159.3	29:36.135							
	12	2:03.513	34.193	44.591	44.729	159.5	31:39.648							
	13	2:03.010	34.241	44.124	44.645	159.5	33:42.658							
	14	2:02.853	34.211	43.993	44.649	158.1	35:45.511							
27	MATEO MARULANDA						COL							
	SUPERHUGO 44 TEAM													
	1	15:38.432B	3:16.523	51.640	...	130.6	15:38.432							
	2	2:16.419	41.186	46.986	48.247	135.3	17:54.851							
	3	2:15.362	34.747	47.233	53.382	163.9	20:10.213							
29	ADRIAN MOLINA						ESP							
	GV STRATOS GAS DONKEY													
	1	5:44.051	4:04.356	50.586	49.109	129.0	5:44.051							
	2	2:10.438	35.430	47.551	47.457	163.9	7:54.489							
	3	2:11.148	35.617	47.586	47.945	160.2	10:05.637							
	4	2:10.455	35.725	47.475	47.255	159.8	12:16.092							
	5	2:09.628	35.402	47.304	46.922	161.7	14:25.720							
	6	2:07.072	34.725	46.035	46.312	164.4	16:32.792							
	7	5:01.687B	34.315	45.393	3:41.979	167.2	21:34.479							
	8	2:15.134	40.613	47.453	47.068	134.0	23:49.613							
	9	2:07.677	35.070	46.224	46.383	160.5	25:57.290							
	10	2:07.496	35.033	45.967	46.496	160.0	28:04.786							
	11	2:19.290	45.643	46.699	46.948	160.0	30:24.076							
	12	2:05.599	34.277	45.634	45.688	166.4	32:29.675							
	13	2:06.872	34.257	46.429	46.186	164.1	34:36.547							
	14	2:06.524	34.624	45.511	46.389	161.2	36:43.071							
31	LEONIDAS CASTILLO GUIMARAES						USA							
	ALMA RACING TEAM						BEON							
	1	3:55.493	2:20.874	47.771	46.848	140.3	3:55.493							
	2	2:08.499	34.862	45.663	47.974	162.4	6:03.992							
	3	2:06.858	35.000	46.032	45.826	162.9	8:10.850							
	4	2:06.255	35.181	45.348	45.726	161.7	10:17.105							
	5	2:05.530	34.664	45.280	45.586	162.2	12:22.635							
	6	2:05.921	34.941	45.299	45.681	162.4	14:28.556							
	7	2:04.754	34.533	44.826	45.395	166.9	16:33.310							
	8	2:04.819	34.264	45.236	45.319	165.9	18:38.129							
	9	2:05.382	34.684	45.314	45.384	160.7	20:43.511							
	10	2:05.432	34.605	45.120	45.707	161.0	22:48.943							
	11	2:04.376	34.678	44.609	45.089	166.4	24:53.319							
	12	2:04.117	34.334	44.675	45.108	162.4	26:57.436							
	13	3:27.864B	35.652	48.358	2:03.854	160.0	30:25.300							
	14	2:09.981	39.197	45.445	45.339	136.9	32:35.281							
	15	2:04.757	34.349	44.775	45.633	163.6	34:40.038							
	16	2:04.394	34.135	45.167	45.092	165.1	36:44.432							
37	RICCARDO MICHIELIN						ITA							
	AJEVO RACING TEAM													
	1	10:34.873	8:53.052	51.769	50.052	129.0	10:34.873							
	2	2:08.274	35.146	46.475	46.653	162.7	12:43.147							
	3	2:07.759	35.106	46.173	46.480	162.9	14:50.906							
	4	2:06.734	34.883	45.610	46.241	161.9	16:57.640							
	5	7:05.311B	35.074	46.206	5:44.031	161.9	24:02.951							
	6	2:14.302	40.963	46.552	46.787	125.0	26:17.253							
	7	2:06.007	35.063	45.396	45.548	162.7	28:23.260							
	8	2:05.356	34.314	45.493	45.549	166.4	30:28.616							
	9	2:05.192	34.443	45.137	45.612	163.6	32:33.808							
	10	2:05.517	34.518	45.539	45.460	163.9	34:39.325							





MOTO 4

ESBK - CTO. ESPAÑA DE VELOCIDAD

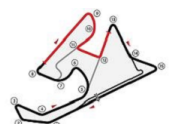
ENT.LIBRES 2


Vuelta a vuelta

— Vuelta invalidada ■ Mejor Personal ■ Mejor de la sesión B Cruzando por el pit lane

Vlt.	Tiempo	Sector 1	Sector 2	Sector 3	V.Max	T. Sesión
11	2:04.944	34.322	45.408	45.214	165.1	36:44.269
48	ANDRES GARCIA					ESP
	IGAXTEAM					BEON
1	4:16.775	2:40.896	48.809	47.070	138.3	4:16.775
2	2:07.041	34.853	46.256	45.932	169.0	6:23.816
3	2:05.422	34.144	45.472	45.806	167.4	8:29.238
4	2:04.304	33.962	44.900	45.442	168.5	10:33.542
5	2:05.304	35.000	45.152	45.152	166.9	12:38.846
6	2:03.058	33.627	44.553	44.878	168.0	14:41.904
7	2:03.016	33.668	44.318	45.030	170.3	16:44.920
8	10:30.173 B	36.848	47.349	9:05.976	163.9	27:15.093
9	2:07.989	38.749	44.513	44.727	138.1	29:23.082
10	2:01.561	33.471	43.713	44.377	166.4	31:24.643
11	2:01.463	33.441	43.584	44.438	165.9	33:26.106
12	2:00.798	33.253	43.574	43.971	165.4	35:26.904
57	MASON FOSTER					GBR
	BRP RACING					BEON
1	6:03.654	4:25.787	49.349	48.518	136.9	6:03.654
2	2:08.114	35.044	46.138	46.932	158.1	8:11.768
3	2:06.254	34.421	45.913	45.920	167.4	10:18.022
4	2:05.257	33.981	45.634	45.642	169.3	12:23.279
5	2:04.984	34.127	45.223	45.634	170.1	14:28.263
6	2:04.434	34.221	44.705	45.508	165.4	16:32.697
7	2:03.984	33.945	44.726	45.313	166.7	18:36.681
8	2:04.402	34.098	44.955	45.349	164.4	20:41.083
9	2:03.381	34.032	44.409	44.940	165.1	22:44.464
10	2:03.263	33.947	44.391	44.925	164.9	24:47.727
11	2:05.610	35.543	45.073	44.994	164.1	26:53.337
12	2:03.105	33.996	44.274	44.835	164.1	28:56.442
13	2:06.425	33.878	47.453	45.094	165.6	31:02.867
14	2:02.484	33.981	44.056	44.447	164.6	33:05.351
15	2:02.139	33.787	43.983	44.369	163.9	35:07.490
64	CARMELO BELLUZZO					ITA
	ETG RACING					BEON
1	3:01.275	1:27.146	47.815	46.314	131.2	3:01.275
2	2:04.843	34.485	44.984	45.374	163.4	5:06.118
3	2:05.105	34.331	45.507	45.267	163.6	7:11.223
4	2:03.478	34.060	44.300	45.118	168.2	9:14.701
5	2:04.444	34.679	44.439	45.326	168.2	11:19.145
6	2:17.447	35.127	49.491	52.829	163.9	13:36.592
7	2:03.403	34.142	44.255	45.006	164.6	15:39.995
8	2:25.051	36.652	57.148	51.251	163.9	18:05.046
9	6:09.631 B	34.239	44.657	4:50.735	163.1	24:14.677
10	2:14.790	42.478	45.750	46.562	113.3	26:29.467
11	2:05.219	34.676	45.021	45.522	167.7	28:34.686
12	2:04.718	33.725	44.222	46.771	168.7	30:39.404
13	2:03.403	34.183	44.232	44.988	161.2	32:42.807
14	2:02.164	33.981	43.741	44.442	162.9	34:44.971
15	2:02.359	33.741	43.871	44.747	163.1	36:47.330
74	KENSEI MATSUDAIRA					USA
	EVIKE.COM NOX#27 RACING TEAM					BEON
1	3:22.271	1:48.789	46.924	46.558	131.5	3:22.271
2	2:05.989	34.903	45.631	45.455	161.7	5:28.260

Vlt.	Tiempo	Sector 1	Sector 2	Sector 3	V.Max	T. Sesión
3	2:05.276	34.384	45.482	45.410	162.9	7:33.536
4	2:04.208	34.528	44.661	45.019	162.7	9:37.744
5	2:04.654	34.330	44.664	45.660	163.1	11:42.398
6	2:04.611	34.724	44.781	45.106	164.6	13:47.009
7	3:56.766 B	34.507	44.602	2:37.657	160.5	17:43.775
8	2:18.297	41.721	49.332	47.244	129.5	20:02.072
9	2:04.549	34.656	44.587	45.306	159.8	22:06.621
10	2:04.016	34.497	44.400	45.119	160.7	24:10.637
11	2:04.983	34.360	45.044	45.579	161.0	26:15.620
12	2:03.384	34.255	44.128	45.001	162.7	28:19.004
13	2:02.987	34.100	43.995	44.892	165.9	30:21.991
14	2:03.354	34.120	44.508	44.726	161.7	32:25.345
15	2:02.538	34.275	44.053	44.210	160.5	34:27.883
16	2:01.970	34.034	43.677	44.259	160.5	36:29.853
77	JOEL MORA					ESP
	ILUSION RACING					BEON
1	3:16.618	1:37.526	50.405	48.687	137.6	3:16.618
2	2:10.454	35.786	47.352	47.316	165.6	5:27.072
3	2:07.917	34.928	46.632	46.357	166.7	7:34.989
4	2:07.651	34.967	46.279	46.405	167.7	9:42.640
5	2:07.634	34.586	46.050	46.998	167.2	11:50.274
6	2:06.845	34.785	45.951	46.109	166.4	13:57.119
7	2:05.645	34.342	45.349	45.954	167.7	16:02.764
8	2:09.846	34.395	46.129	49.322	166.2	18:12.610
9	7:19.276 B	36.298	48.222	5:54.756	166.4	25:31.886
10	2:24.685	44.678	52.798	47.209	112.4	27:56.571
11	2:08.035	34.585	46.231	47.219	165.4	30:04.606
12	2:05.099	34.254	45.078	45.767	168.0	32:09.705
13	2:04.640	34.099	45.113	45.428	166.7	34:14.345
14	2:04.259	34.125	44.905	45.229	166.4	36:18.604
89	ERIC RUZ					ESP
	IGAXTEAM					BEON
1	4:16.201	2:40.967	48.311	46.923	139.4	4:16.201
2	2:08.117	35.859	46.045	46.213	165.9	6:24.318
3	2:04.863	33.997	45.303	45.563	169.3	8:29.181
4	2:04.527	34.381	44.829	45.317	166.9	10:33.708
5	2:03.487	33.889	44.582	45.016	170.6	12:37.195
6	16:18.645 B	35.041	48.567	...	167.2	28:55.840
7	2:11.911	41.250	45.557	45.104	133.5	31:07.751
8	2:04.843	35.345	44.851	44.647	165.4	33:12.594
9	2:02.343	33.821	44.202	44.320	165.4	35:14.937
92	DAVID GOMEZ					ESP
	MRE TALENT					BEON
1	10:12.891	8:39.645	47.625	45.621	131.5	10:12.891
2	2:03.821	34.199	44.756	44.866	169.3	12:16.712
3	2:03.640	34.517	44.276	44.847	171.2	14:20.352
4	2:03.853	34.090	44.926	44.837	167.4	16:24.205
5	2:03.955	34.370	44.667	44.918	164.9	18:28.160
6	2:03.081	34.149	44.288	44.644	164.9	20:31.241
7	2:03.078	34.175	44.260	44.643	165.4	22:34.319
8	2:02.510	33.950	43.912	44.648	165.4	24:36.829
9	2:03.012	33.962	44.264	44.786	165.4	26:39.841
10	2:02.556	34.244	43.814	44.498	165.1	28:42.397
11	2:02.134	33.879	43.702	44.553	166.9	30:44.531





MOTO 4
ESBK - CTO. ESPAÑA DE VELOCIDAD
ENT.LIBRES 2

Vuelta a vuelta

— Vuelta invalidada ■ Mejor Personal ■ Mejor de la sesión ■ Cruzando por el pit lane

Vlt.	Tiempo	Sector 1	Sector 2	Sector 3	V.Max	T. Sesión	Vlt.	Tiempo	Sector 1	Sector 2	Sector 3	V.Max	T. Sesión
12	2:07.157	33.553	47.457	46.147	166.4	32:51.688	4	2:04.978	34.330	44.793	45.855	168.2	9:22.660
13	2:05.221	34.057	45.682	45.482	165.4	34:56.909	5	2:42.790	34.757	44.861	1:23.172	166.7	12:05.450
14	2:02.838	34.043	43.779	45.016	164.6	36:59.747	6	2:16.251	39.841	51.221	45.189	141.9	14:21.701

93 BAUTISTA FARIAS ARG
ETG RACING BEON

1	3:02.095	1:28.118	47.524	46.453	135.2	3:02.095
2	2:04.775	34.411	45.162	45.202	166.9	5:06.870
3	2:04.027	33.982	44.820	45.225	167.7	7:10.897
4	2:03.584	34.110	44.371	45.103	166.2	9:14.481
5	2:05.459	35.017	45.258	45.184	165.6	11:19.940
6	2:03.091	33.973	44.359	44.759	167.2	13:23.031
7	2:03.960	34.291	44.562	45.107	164.9	15:26.991
8	2:02.753	33.951	44.213	44.589	165.1	17:29.744
9	4:22.766	34.787	46.499	3:01.480	164.6	21:52.510
10	2:19.207	41.900	51.991	45.316	130.9	24:11.717
11	2:03.192	33.871	44.322	44.999	166.4	26:14.909
12	2:02.420	33.843	44.047	44.530	165.6	28:17.329
13	2:02.896	33.728	44.490	44.678	164.6	30:20.225
14	2:07.338	33.904	47.371	46.063	164.6	32:27.563
15	2:04.743	35.475	44.770	44.498	165.4	34:32.306
16	2:01.904	33.655	43.853	44.396	166.2	36:34.210

94 ENEKO OSORIO ESP
FRANCO RACING VHC TEAM LIQUI CORSE FACTORY

1	3:36.608	2:02.689	46.780	47.139	140.4	3:36.608
2	2:06.221	34.658	45.394	46.169	169.0	5:42.829
3	2:03.967	34.129	44.804	45.034	168.5	7:46.796
4	2:04.492	33.795	45.214	45.483	169.5	9:51.288
5	2:03.419	33.797	44.598	45.024	170.1	11:54.707
6	2:02.340	33.694	44.114	44.532	170.3	13:57.047
7	11:09.157	33.704	44.695	9:50.758	170.3	25:06.204
8	2:08.939	39.717	44.302	44.920	139.9	27:15.143
9	2:01.841	33.646	43.848	44.347	168.5	29:16.984
10	2:00.708	33.280	43.597	43.831	170.1	31:17.692
11	2:01.607	33.446	43.899	44.262	168.7	33:19.299
12	2:01.393	33.303	43.830	44.260	168.7	35:20.692

96 ALEX DEBON ESP
H43 TEAM NOBBY BEON

1	9:46.985	8:12.388	47.536	47.061	119.9	9:46.985
2	2:07.856	35.022	46.348	46.486	165.1	11:54.841
3	2:06.612	34.797	45.437	46.378	163.1	14:01.453
4	2:05.141	34.362	45.015	45.764	163.4	16:06.594
5	2:05.139	34.305	45.001	45.833	165.1	18:11.733
6	2:04.599	34.047	44.972	45.580	167.4	20:16.332
7	2:03.990	34.049	44.647	45.294	166.9	22:20.322
8	2:03.800	33.972	44.505	45.323	167.4	24:24.122
9	2:03.444	33.826	44.223	45.395	168.2	26:27.566
10	2:05.683	34.171	44.619	46.893	164.9	28:33.249
11	2:13.323	33.889	49.489	49.945	168.7	30:46.572

98 EDGAR SILVEN ESP
ETG RACING

1	3:06.071	1:29.393	48.963	47.715	131.7	3:06.071
2	2:07.204	35.575	45.990	45.639	166.4	5:13.275
3	2:04.407	34.448	44.822	45.137	167.7	7:17.682

7	2:05.714	34.107	45.677	45.930	166.9	16:27.415
8	2:13.728	35.345	51.972	46.411	166.2	18:41.143
9	2:04.094	34.211	44.737	45.146	168.5	20:45.237
10	2:03.664	34.122	44.304	45.238	168.7	22:48.901
11	2:02.839	34.089	44.090	44.660	167.7	24:51.740
12	3:21.826	35.049	48.307	1:58.470	166.7	28:13.566
13	2:11.203	42.204	44.325	44.674	80.4	30:24.769
14	2:03.934	34.475	44.111	45.348	170.6	32:28.703
15	2:02.410	33.969	44.076	44.365	169.3	34:31.113
16	2:02.288	34.024	43.923	44.341	166.9	36:33.401

99 DAVID SANCHEZ ESP
SP57 RACING TEAM

1	4:37.925	2:54.139	52.485	51.301	136.2	4:37.925
2	2:10.160	36.435	46.974	46.751	164.4	6:48.085
3	2:06.564	34.917	45.534	46.113	163.9	8:54.649
4	2:05.762	34.620	45.073	46.069	164.1	11:00.411
5	4:57.554	34.492	44.737	3:38.325	164.6	15:57.965
6	2:12.841	40.255	45.281	47.305	136.9	18:10.806
7	2:04.058	34.161	44.729	45.168	164.6	20:14.864
8	2:04.020	34.134	44.505	45.381	165.4	22:18.884
9	2:04.581	34.502	44.400	45.679	166.2	24:23.465
10	2:05.685	34.720	44.321	46.644	155.2	26:29.150
11	2:02.960	33.722	44.086	45.152	166.9	28:32.110
12	2:08.633	35.679	44.442	48.512	165.1	30:40.743
13	2:02.339	33.408	44.149	44.782	170.1	32:43.082

