


MOTO 4
ESBK - CTO. ESPAÑA DE VELOCIDAD
ENT. CRONOMETRADO

Vuelta a vuelta

— Vuelta invalidada ■ Mejor Personal ■ Mejor de la sesión ■ Cruzando por el pit lane

Vlt.	Tiempo	Sector 1	Sector 2	Sector 3	V.Max	T. Sesión	Vlt.	Tiempo	Sector 1	Sector 2	Sector 3	V.Max	T. Sesión		
5	JIMMY PRIMAUT					FRA	13	PEDRO VARELA					PRT		
	BRS - BRECHON RACING SCHOOL					BEON		CUNA DE CAMPEONES					MIR RACING		
1	2:24.151	47.179	47.232	49.740	141.0	2:24.151	1	2:26.288	47.637	48.497	50.154	130.6	2:26.288		
2	2:08.632	34.173	45.845	48.614	170.9	4:32.783	2	2:04.967	33.973	45.451	45.543	168.0	4:31.255		
3	2:04.347	33.336	45.245	45.766	174.5	6:37.130	3	2:04.822	34.154	45.294	45.374	171.2	6:36.077		
4	2:03.742	33.681	44.853	45.208	176.5	8:40.872	4	2:05.588	34.824	45.954	44.810	162.7	8:41.665		
5	2:46.138	B	36.305	46.899	1:22.934	171.4	11:27.010	5	2:03.728	33.979	44.762	44.987	170.9	10:45.393	
6	2:11.411	39.864	45.115	46.432	136.9	13:38.421	6	2:09.702	34.435	46.158	49.109	162.9	12:55.095		
7	2:03.095	33.605	44.651	44.839	174.5	15:41.516	7	2:02.099	33.501	44.083	44.515	168.0	14:57.194		
8	2:05.274	35.960	44.316	44.998	166.2	17:46.790	8	2:02.472	33.924	43.864	44.684	172.2	16:59.666		
9	2:01.924	33.383	44.077	44.464	174.5	19:48.714	9	2:02.005	33.645	43.852	44.508	167.4	19:01.671		
10	2:06.424	34.976	45.873	45.575	153.4	21:55.138	10	2:05.135	34.903	45.990	44.242	163.4	21:06.806		
11	2:01.508	33.668	43.756	44.084	174.5	23:56.646	11	2:05.840	33.686	44.611	47.543	166.9	23:12.646		
12	2:04.920	34.661	45.757	44.502	174.2	26:01.566	12	2:02.134	33.666	44.085	44.383	168.5	25:14.780		
6	KARLY MENDEZ					DOM	14	GIULIO DI NAPOLI					ITA		
	MRE TALENT					BEON		RC113 REPARTO CORSE					BEON		
1	4:06.020	2:30.252	48.554	47.214	129.5	4:06.020	1	2:27.786	50.585	48.061	49.140	133.3	2:27.786		
2	2:04.460	34.186	44.772	45.502	169.8	6:10.480	2	2:08.363	35.164	46.284	46.915	167.2	4:36.149		
3	3:27.256	B	34.331	44.886	2:08.039	166.4	9:37.736	3	2:09.738	36.346	46.311	47.081	162.9	6:45.887	
4	2:14.819	42.204	46.794	45.821	102.6	11:52.555	4	2:28.601	B	35.581	46.222	1:06.798	158.8	9:14.488	
5	2:04.492	34.178	44.717	45.597	166.2	13:57.047	5	2:16.358	42.123	46.999	47.236	133.0	11:30.846		
6	2:03.902	34.076	44.895	44.931	165.6	16:00.949	6	2:08.946	35.309	46.265	47.372	160.7	13:39.792		
7	2:22.559	B	35.379	47.428	59.752	166.4	18:23.508	7	2:07.881	35.627	46.027	46.227	159.8	15:47.673	
8	2:24.790	B	38.218	44.479	1:02.093	137.2	20:48.298	8	2:08.083	35.523	45.900	46.660	158.6	17:55.756	
9	2:24.794	48.926	48.744	47.124	82.3	23:13.092	9	2:07.586	35.428	45.818	46.340	158.6	20:03.342		
10	2:08.876	35.058	47.535	46.283	170.1	25:21.968	10	2:07.500	35.221	45.758	46.521	161.0	22:10.842		
11	2:07.603	35.463	45.844	46.296	159.3	24:18.445	11	2:07.641	35.454	45.794	46.393	158.8	26:26.086		
11	GABRIEL PIO					FRA	20	IKER RODRIGUEZ					ESP		
	BRS - BRECHON RACING SCHOOL					BEON		IGAXTEAM					BEON		
1	2:25.517	47.464	47.299	50.754	135.5	2:25.517	1	3:24.262	1:50.548	46.956	46.758	141.0	3:24.262		
2	2:05.997	33.877	45.419	46.701	172.0	4:31.514	2	2:07.351	36.006	45.415	45.930	166.2	5:31.613		
3	2:08.402	34.091	48.570	45.741	171.4	6:39.916	3	2:07.981	34.384	47.954	45.643	168.2	7:39.594		
4	2:03.959	34.162	44.636	45.161	168.5	8:43.875	4	2:04.618	33.831	45.943	44.844	168.7	9:44.212		
5	2:46.170	B	33.739	45.773	1:26.658	173.9	11:30.045	5	3:03.157	B	35.030	45.494	1:42.633	172.8	12:47.369
6	2:11.536	40.707	45.211	45.618	135.5	13:41.581	6	2:17.005	46.915	44.812	45.278	63.1	15:04.374		
7	2:03.870	34.045	44.794	45.031	167.2	15:45.451	7	2:02.625	33.576	44.575	44.474	171.4	17:06.999		
8	2:03.401	34.152	44.383	44.866	166.2	17:48.852	8	2:02.424	33.673	44.014	44.737	167.4	19:09.423		
9	2:03.051	33.971	44.171	44.909	165.9	19:51.903	9	2:06.313	37.817	44.268	44.228	163.6	21:15.736		
10	2:02.818	33.821	44.116	44.881	166.4	21:54.721	10	2:01.112	33.398	43.795	43.919	170.9	23:16.848		
11	2:03.338	33.886	44.412	45.040	168.0	23:58.059	11	2:00.779	33.251	43.621	43.907	168.2	25:17.627		
12	2:02.810	33.767	44.501	44.542	166.9	26:00.869									
12	LEWIS MULLEN					GBR	24	ALEXANDER CASTAÑEDA					ESP		
	SRT							FRANCO RACING VHC TEAM LIQUI					CORSE FACTORY		
1	2:45.495	1:10.624	47.770	47.101	134.0	2:45.495	1	3:06.608	1:31.392	47.822	47.394	132.2	3:06.608		
2	2:08.381	35.694	46.399	46.288	160.7	4:53.876	2	2:07.220	34.758	46.131	46.331	166.7	5:13.828		
3	2:06.258	35.215	45.464	45.579	162.7	7:00.134	3	2:05.205	34.415	45.162	45.628	168.2	7:19.033		
4	2:05.568	34.996	45.126	45.446	163.6	9:05.702	4	2:04.854	34.317	45.106	45.431	166.9	9:23.887		
5	2:05.162	34.896	44.861	45.405	163.4	11:10.864	5	2:05.598	34.346	45.606	45.646	166.2	11:29.485		
6	4:41.099	B	36.415	48.187	3:16.497	162.4	15:51.963	6	5:00.019	B	34.662	45.106	3:40.251	170.3	16:29.504
7	2:13.787	41.632	46.417	45.738	108.3	18:05.750	7	2:09.959	39.306	45.269	45.384	137.2	18:39.463		
8	2:05.576	34.762	45.081	45.733	162.7	20:11.326	8	2:03.570	33.964	44.716	44.890	167.2	20:43.033		
9	2:04.918	34.861	44.842	45.215	162.7	22:16.244	9	2:03.227	33.839	44.658	44.730	166.7	22:46.260		
10	2:04.362	34.709	44.717	44.936	163.9	24:20.606	10	2:02.857	33.529	44.714	44.614	170.1	24:49.117		
11	2:03.925	34.592	44.351	44.982	165.1	26:24.531									





MOTO 4

ESBK - CTO. ESPAÑA DE VELOCIDAD

ENT. CRONOMETRADO

Vuelta a vuelta

— Vuelta invalidada

■ Mejor Personal

■ Mejor de la sesión

■ Cruzando por el pit lane

Vlt.	Tiempo	Sector 1	Sector 2	Sector 3	V.Max	T. Sesión
11	2:02.711	33.714	44.218	44.779	168.0	26:51.828

25 MANFREDI BALDUCCI						
RC113 REPARTO CORSE						
ITA						
1	2:25.742	48.566	48.721	48.455	137.2	2:25.742
2	2:06.149	34.328	45.450	46.371	170.9	4:31.891
3	2:06.103	34.680	45.861	45.562	171.2	6:37.994
4	2:05.724	34.282	45.700	45.742	168.7	8:43.718
5	2:05.713	34.531	45.488	45.694	168.5	10:49.431
6	2:04.666	34.507	44.782	45.377	165.4	12:54.097
7	2:06.673	34.250	45.591	46.832	166.9	15:00.770
8	2:05.315	34.753	45.161	45.401	164.4	17:06.085
9	2:05.686	35.123	44.917	45.646	163.9	19:11.771
10	2:05.274	34.645	45.057	45.572	164.4	21:17.045
11	2:05.636	34.948	44.999	45.689	166.9	23:22.681
12	2:05.886	34.666	45.358	45.862	165.1	25:28.567

26 ALBERTO ENRIQUEZ						
CUNA DE CAMPEONES						
ESP						
MIR RACING						
1	2:27.314	47.954	48.513	50.847	134.0	2:27.314
2	2:04.116	34.001	44.826	45.289	172.0	4:31.430
3	2:06.887	33.891	45.191	47.805	173.9	6:38.317
4	2:03.029	33.612	44.710	44.707	172.0	8:41.346
5	2:05.005	35.495	44.689	44.821	172.2	10:46.351
6	2:08.692	33.826	45.780	49.086	170.3	12:55.043
7	2:01.870	33.446	43.844	44.580	169.3	14:56.913
8	2:02.406	33.680	43.774	44.952	170.1	16:59.319
9	2:05.445	35.475	45.341	44.629	164.9	19:04.764
10	2:02.002	33.593	43.936	44.473	171.7	21:06.766
11	2:06.159	33.619	45.894	46.646	168.7	23:12.925
12	2:01.583	33.522	43.780	44.281	168.5	25:14.508

27 MATEO MARULANDA							
SUPERHUGO 44 TEAM							
COL							
1	2:24.040	48.833	47.814	47.393	138.3	2:24.040	
2	2:06.135	34.723	45.635	45.777	168.7	4:30.175	
3	2:06.719	35.046	44.847	46.826	170.3	6:36.894	
4	2:03.729	33.719	44.810	45.200	172.5	8:40.623	
5	3:01.047	B	41.799	50.180	1:29.068	169.3	11:41.670
6	2:16.641	41.114	46.025	49.502	137.2	13:58.311	
7	3:03.256	B	34.570	44.784	1:43.902	166.7	17:01.567
8	2:08.752	39.218	44.590	44.944	139.0	19:10.319	
9	2:04.549	34.049	45.259	45.241	168.5	21:14.868	
10	2:01.925	33.418	43.710	44.797	171.7	23:16.793	
11	2:01.323	33.409	43.709	44.205	169.3	25:18.116	

29 ADRIAN MOLINA							
GV STRATOS GAS DONKEY							
ESP							
1	2:23.857	47.342	48.297	48.218	135.5	2:23.857	
2	2:06.080	34.741	45.113	46.226	163.9	4:29.937	
3	2:07.424	34.839	46.310	46.275	165.1	6:37.361	
4	2:05.645	34.003	45.768	45.874	171.2	8:43.006	
5	2:05.338	34.279	45.345	45.714	170.1	10:48.344	
6	2:04.784	33.818	44.818	46.148	169.5	12:53.128	
7	4:17.895	B	35.087	46.028	2:56.780	170.1	17:11.023
8	2:14.277	40.642	46.957	46.678	135.7	19:25.300	
9	2:05.464	34.478	45.204	45.782	164.6	21:30.764	


Vlt.	Tiempo	Sector 1	Sector 2	Sector 3	V.Max	T. Sesión
10	2:06.209	34.732	46.003	45.474	162.7	23:36.973
11	2:05.461	34.358	45.351	45.752	165.4	25:42.434


31 LEONIDAS CASTILLO GUIMARAES							
ALMA RACING TEAM							
USA							
BEON							
1	2:26.572	50.081	48.291	48.200	139.9	2:26.572	
2	2:08.126	34.573	46.770	46.783	170.9	4:34.698	
3	2:05.839	34.269	45.771	45.799	169.3	6:40.537	
4	2:05.058	34.522	44.955	45.581	167.7	8:45.595	
5	2:05.386	34.641	45.090	45.655	166.9	10:50.981	
6	<u>2:04.997</u>	34.625	44.803	45.569	163.4	12:55.978	
7	3:42.190	B	34.394	44.480	2:23.316	168.5	16:38.168
8	2:14.536	39.857	47.607	47.072	137.8	18:52.704	
9	<u>2:05.536</u>	35.005	45.015	45.516	161.7	20:58.240	
10	2:05.152	34.758	45.255	45.139	162.4	23:03.392	
11	2:05.098	34.594	45.153	45.351	163.4	25:08.490	

37 RICCARDO MICHIELIN							
AJEVO RACING TEAM							
ITA							
1	2:27.668	51.254	47.697	48.717	140.1	2:27.668	
2	2:07.852	34.919	46.109	46.824	172.2	4:35.520	
3	2:05.385	34.457	45.179	45.749	167.2	6:40.905	
4	2:05.295	34.345	45.284	45.666	169.5	8:46.200	
5	2:05.194	34.238	45.191	45.765	169.8	10:51.394	
6	3:36.112	B	37.324	46.507	2:12.281	165.4	14:27.506
7	2:32.555	58.030	48.137	46.388	134.0	17:00.061	
8	2:04.529	34.186	44.981	45.362	169.0	19:04.590	
9	2:04.011	34.119	44.624	45.268	165.6	21:08.601	
10	2:04.519	34.276	44.332	45.911	166.7	23:13.120	
11	2:04.381	34.561	44.852	44.968	166.4	25:17.501	

48 ANDRES GARCIA							
IGAXTEAM							
ESP							
BEON							
1	3:25.253	1:49.354	47.351	48.548	137.2	3:25.253	
2	2:04.641	34.150	45.419	45.072	166.2	5:29.894	
3	2:10.714	34.925	48.072	47.717	165.4	7:40.608	
4	2:02.822	33.786	44.297	44.739	166.7	9:43.430	
5	3:03.387	B	35.877	47.072	1:40.438	164.9	12:46.817
6	2:16.569	46.142	44.968	45.459	71.8	15:03.386	
7	2:05.541	35.703	44.567	45.271	167.2	17:08.927	
8	2:02.437	33.437	44.205	44.795	171.7	19:11.364	
9	2:02.768	33.524	44.054	45.190	168.0	21:14.132	
10	2:05.588	36.148	44.482	44.958	166.9	23:19.720	
11	2:01.781	33.415	43.727	44.639	169.5	25:21.501	

57 MASON FOSTER						
BRP RACING						
GBR						
BEON						
1	2:25.006	48.073	48.933	48.000	133.2	2:25.006
2	2:06.015	34.149	45.979	45.887	168.5	4:31.021
3	2:05.332	34.102	45.641	45.589	169.8	6:36.353
4	2:04.117	34.129	44.786	45.202	169.0	8:40.470
5	2:07.732	36.798	45.863	45.071	165.1	10:48.202
6	2:04.329	33.756	44.546	46.027	168.0	12:52.531
7	2:02.781	34.111	44.163	44.507	165.4	14:55.312
8	2:02.256	33.864	43.905	44.487	165.9	16:57.568
9	2:06.992	37.892	44.424	44.676	164.9	19:04.560
10	2:01.783	33.659	43.694	44.430	170.1	21:06.343





MOTO 4

ESBK - CTO. ESPAÑA DE VELOCIDAD

ENT. CRONOMETRADO

Vuelta a vuelta

— Vuelta invalidada


■ Mejor Personal

■ Mejor de la sesión

■ Cruzando por el pit lane

Vlt.	Tiempo	Sector 1	Sector 2	Sector 3	V.Max	T. Sesión	Vlt.	Tiempo	Sector 1	Sector 2	Sector 3	V.Max	T. Sesión
11	2:06.584	37.185	44.267	45.132	165.1	23:12.927	8	2:03.115	33.523	44.570	45.022	169.3	19:11.736
12	2:03.290	35.045	44.119	44.126	163.9	25:16.217	9	2:02.511	33.583	43.993	44.935	172.0	21:14.247
64	CARMELO BELLUZZO					ITA	10	2:03.552	33.357	44.578	45.617	170.6	23:17.799
	ETG RACING					BEON	11	2:01.176	33.261	43.671	44.244	172.2	25:18.975
1	3:10.244	1:38.507	45.854	45.883	137.4	3:10.244	92	DAVID GOMEZ					ESP
2	2:03.701	33.890	44.862	44.949	167.4	5:13.945		MRE TALENT					BEON
3	2:03.063	34.028	44.170	44.865	169.0	7:17.008	1	4:05.656	2:30.425	48.757	46.474	131.2	4:05.656
4	2:02.888	33.914	44.190	44.784	166.7	9:19.896	2	2:04.931	34.753	44.898	45.280	166.2	6:10.587
5	2:09.732	37.728	46.655	45.349	165.4	11:29.628	3	2:03.249	33.953	44.281	45.015	168.5	8:13.836
6	2:12.027	34.178	44.032	53.817	170.6	13:41.655	4	2:02.636	33.925	44.057	44.654	166.7	10:16.472
7	2:15.211	38.011	51.097	46.103	169.3	15:56.866	5	2:02.584	33.995	44.027	44.562	166.9	12:19.056
8	2:02.552	33.793	44.054	44.705	165.9	17:59.418	6	2:02.401	33.810	43.932	44.659	167.2	14:21.457
9	2:03.178	33.778	44.255	45.145	165.4	20:02.596	7	2:02.517	33.798	44.218	44.501	167.2	16:23.974
10	2:04.449	33.857	45.556	45.036	165.6	22:07.045	8	2:02.630	33.960	44.083	44.587	166.4	18:26.604
11	2:03.370	33.943	44.534	44.893	165.6	24:10.415	9	2:25.214	34.017	44.142	1:07.055	166.4	20:51.818
12	2:02.058	33.888	43.716	44.454	166.2	26:12.473	10	2:21.562	45.014	47.522	49.026	98.5	23:13.380
74	KENSEI MATSUDAIRA					USA	11	2:03.230	34.528	44.369	44.333	168.2	25:16.610
	EVIKE.COM NOX#27 RACING TEAM					BEON	93	BAUTISTA FARIAS					ARG
1	3:15.532	1:43.361	46.247	45.924	131.4	3:15.532		ETG RACING					BEON
2	2:05.341	34.489	45.423	45.429	163.4	5:20.873	1	3:13.644	1:41.120	46.222	46.302	135.7	3:13.644
3	2:04.668	34.438	44.960	45.270	163.4	7:25.541	2	2:04.116	34.248	44.824	45.044	167.4	5:17.760
4	2:03.770	34.239	44.575	44.956	163.1	9:29.311	3	2:03.253	33.986	44.402	44.865	168.2	7:21.013
5	2:02.581	33.955	44.248	44.378	163.6	11:31.892	4	2:05.071	33.897	45.820	45.354	168.2	9:26.084
6	2:05.856	34.705	44.861	46.290	164.9	13:37.748	5	2:02.918	33.707	44.008	45.203	170.1	11:29.002
7	2:05.639	33.841	46.465	45.333	166.2	15:43.387	6	2:08.347	33.963	44.406	49.978	167.4	13:37.349
8	2:02.883	33.545	43.822	45.516	165.6	17:46.270	7	2:04.932	34.193	45.664	45.075	166.2	15:42.281
9	2:02.316	33.588	44.025	44.703	168.2	19:48.586	8	2:03.705	33.746	44.263	45.696	170.6	17:45.986
10	2:05.457	34.484	46.138	44.835	167.4	21:54.043	9	2:02.551	33.515	44.272	44.764	171.2	19:48.537
11	2:02.216	34.009	43.934	44.273	164.4	23:56.259	10	2:01.995	33.705	43.873	44.417	170.9	21:50.532
12	2:01.949	33.872	43.724	44.353	165.1	25:58.208	11	2:01.939	33.724	43.747	44.468	166.9	23:52.471
77	JOEL MORA					ESP	12	2:05.684	34.470	44.942	46.272	166.7	25:58.155
	ILUSION RACING					BEON	94	ENEKO OSORIO					ESP
1	2:26.869	48.951	48.568	49.350	137.9	2:26.869		FRANCO RACING VHC TEAM LIQUI					CORSE FACTORY
2	2:06.390	34.679	45.799	45.912	174.8	4:33.259	1	3:09.693	1:38.220	45.937	45.536	137.2	3:09.693
3	2:04.193	33.601	45.225	45.367	173.9	6:37.452	2	2:03.397	33.824	44.732	44.841	169.8	5:13.090
4	2:05.686	34.117	46.208	45.361	168.5	8:43.138	3	2:03.152	34.040	44.445	44.667	169.5	7:16.242
5	2:04.072	33.799	45.158	45.115	173.1	10:47.210	4	2:09.226	40.326	44.542	44.358	169.3	9:25.468
6	2:05.688	33.519	45.574	46.595	170.1	12:52.898	5	2:01.554	33.242	44.177	44.135	171.7	11:27.022
7	2:03.895	34.022	44.711	45.162	169.3	14:56.793	6	5:05.714	33.828	44.345	3:47.541	170.9	16:32.736
8	2:04.134	34.622	44.391	45.121	168.0	17:00.927	7	2:10.095	40.660	44.643	44.792	137.2	18:42.831
9	2:03.229	33.624	44.467	45.138	170.9	19:04.156	8	2:02.008	33.537	44.016	44.455	170.1	20:44.839
10	2:03.437	33.833	44.766	44.838	168.0	21:07.593	9	2:00.884	33.193	43.668	44.023	171.2	22:45.723
11	2:03.163	33.472	44.302	45.389	170.9	23:10.756	10	2:02.039	33.622	44.441	43.976	171.2	24:47.762
12	2:03.439	33.926	44.450	45.063	168.2	25:14.195	11	2:01.054	33.383	43.679	43.992	170.9	26:48.816
89	ERIC RUZ					ESP	96	ALEX DEBON					ESP
	IGAXTEAM					BEON		H43 TEAM NOBBY					BEON
1	3:24.066	1:50.178	46.991	46.897	139.0	3:24.066	1	2:24.879	50.239	47.482	47.158	140.6	2:24.879
2	2:04.684	34.174	45.088	45.422	165.9	5:28.750	2	2:09.209	34.115	45.578	49.516	170.6	4:34.088
3	2:10.798	36.909	47.984	45.905	166.4	7:39.548	3	2:04.473	33.824	44.722	45.927	172.5	6:38.561
4	2:04.349	34.138	44.193	46.018	166.4	9:43.897	4	2:04.089	33.817	44.938	45.334	174.5	8:42.650
5	3:02.653	35.123	46.174	1:41.356	169.8	12:46.550	5	2:03.466	34.013	44.334	45.119	171.7	10:46.116
6	2:16.941	47.139	44.546	45.256	62.3	15:03.491	6	2:08.664	33.879	45.805	48.980	170.1	12:54.780
7	2:05.130	33.963	44.842	46.325	170.6	17:08.621	7	3:52.522	36.432	45.826	2:30.264	171.4	16:47.302





MOTO 4

ESBK - CTO. ESPAÑA DE VELOCIDAD

ENT. CRONOMETRADO

Vuelta a vuelta

— Vuelta invalidada

■ Mejor Personal

■ Mejor de la sesión

B Cruzando por el pit lane

Vlt.	Tiempo	Sector 1	Sector 2	Sector 3	V.Max	T. Sesión	Vlt.	Tiempo	Sector 1	Sector 2	Sector 3	V.Max	T. Sesión
8	2:18.738	39.455	46.825	52.458	136.5	19:06.040							
9	2:02.888	33.848	44.350	44.690	169.0	21:08.928							
10	2:03.478	33.771	44.034	45.673	173.9	23:12.406							
11	2:02.818	33.796	44.381	44.641	168.2	25:15.224							

98

EDGAR SILVEN

ESP

ETG RACING

1	3:16.655	1:41.845	47.500	47.310	135.8	3:16.655
2	2:05.655	35.108	45.228	45.319	166.4	5:22.310
3	2:03.903	34.269	44.642	44.992	167.4	7:26.213
4	2:03.499	33.923	44.592	44.984	169.0	9:29.712
5	2:02.668	33.915	44.185	44.568	170.3	11:32.380
6	2:05.627	34.644	44.676	46.307	171.2	13:38.007
7	2:03.784	33.826	45.091	44.867	170.1	15:41.791
8	2:03.824	34.563	44.208	45.053	171.7	17:45.615
9	2:02.705	34.106	43.840	44.759	166.9	19:48.320
10	2:02.447	34.151	43.975	44.321	168.0	21:50.767
11	2:01.870	33.852	43.871	44.147	170.1	23:52.637
12	2:05.044	34.153	44.665	46.226	169.3	25:57.681

99

DAVID SANCHEZ

ESP

SP57 RACING TEAM

1	2:26.592	49.774	47.716	49.102	140.3	2:26.592
2	2:05.391	33.970	46.006	45.415	171.2	4:31.983
3	2:05.392	33.772	45.433	46.187	171.2	6:37.375
4	2:03.708	33.674	44.816	45.218	170.1	8:41.083
5	2:04.633	34.724	44.908	45.001	170.6	10:45.716
6	2:07.397	34.144	46.500	46.753	170.6	12:53.113
7	2:03.918	34.503	44.223	45.192	167.7	14:57.031
8	2:02.983	34.216	44.062	44.705	171.7	17:00.014
9	2:02.365	33.480	44.137	44.748	171.2	19:02.379
10	2:07.973	33.953	48.286	45.734	168.7	21:10.352
11	2:02.918	33.679	44.088	45.151	169.3	23:13.270
12	2:02.700	33.844	44.038	44.818	172.2	25:15.970

