

MOTO 4

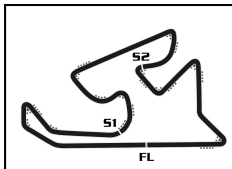
ESBK - CTO. ESPAÑA DE VELOCIDAD

CARRERA 1

Análisis de sectores lentos

Vlt.	Tempo	Sector 1	Sector 2	Sector 3	Km/h	T. Sesión	Vlt.	Tempo	Sector 1	Sector 2	Sector 3	Km/h	T. Sesión	
5	JIMMY PRIMAUT						FRA	10	2:02.086	33.560	44.159	44.367	116.0	20:37.865
	BRS - BRECHON RACING SCHOOL						BEON	11	2:02.899	34.398	44.210	44.291	115.2	22:40.764
							BEON	12	2:02.566	34.338	43.795	44.433	115.5	24:43.330
1	2:09.186	40.977	44.192	44.017	109.6	2:09.186								
2	2:00.597	33.118	43.602	43.877	117.4	4:09.783								
3	2:00.246	33.178	43.189	43.879	117.7	6:10.029								
4	2:00.142	33.135	43.361	43.646	117.9	8:10.171								
5	2:00.301	33.009	43.595	43.697	117.7	10:10.472								
6	2:00.792	33.036	43.703	44.053	117.2	12:11.264								
7	2:00.575	33.673	43.322	43.580	117.4	14:11.839								
8	2:00.030	33.305	43.161	43.564	118.0	16:11.869								
9	2:00.050	33.287	43.153	43.610	117.9	18:11.919								
10	2:00.978	33.496	43.955	43.527	117.0	20:12.897								
11	2:00.867	33.387	43.877	43.603	117.1	22:13.764								
12	2:00.285	33.401	43.307	43.577	117.7	24:14.049								
6	XARLY MENDEZ						DOM							
	MRE TALENT						BEON							
1	2:12.030	42.644	44.780	44.606	107.2	2:12.030								
2	2:00.989	33.331	43.569	44.089	117.0	4:13.019								
3	2:00.435	33.125	43.464	43.846	117.6	6:13.454								
4	2:00.562	33.095	43.564	43.903	117.4	8:14.016								
5	2:00.968	32.948	44.071	43.949	117.0	10:14.984								
6	2:01.246	33.349	43.720	44.177	116.8	12:16.230								
7	2:00.870	33.154	43.756	43.960	117.1	14:17.100								
8	2:01.374	33.381	43.763	44.230	116.7	16:18.474								
9	2:02.236	33.930	44.077	44.229	115.8	18:20.710								
10	2:01.894	33.750	44.265	43.879	116.2	20:22.604								
11	2:01.889	33.478	44.172	44.239	116.2	22:24.493								
12	2:02.217	33.875	44.086	44.256	115.8	24:26.710								
11	GABRIEL PIO						FRA							
	BRS - BRECHON RACING SCHOOL						BEON							
1	2:12.298	42.950	44.626	44.722	107.0	2:12.298								
2	2:01.143	33.337	43.546	44.260	116.9	4:13.441								
3	2:00.297	32.934	43.459	43.904	117.7	6:13.738								
4	2:00.605	33.024	43.755	43.826	117.4	8:14.343								
5	2:00.309	32.764	43.565	43.980	117.7	10:14.652								
6	2:01.830	33.245	43.897	44.688	116.2	12:16.482								
7	2:00.977	33.045	43.815	44.117	117.0	14:17.459								
8	2:01.196	33.177	43.818	44.201	116.8	16:18.655								
9	2:02.094	33.234	44.389	44.471	116.0	18:20.749								
10	2:01.622	33.495	44.253	43.874	116.4	20:22.371								
11	2:02.384	33.421	44.802	44.161	115.7	22:24.755								
12	2:01.826	33.337	44.099	44.390	116.2	24:26.581								
13	PEDRO VARELA						PRT							
	CUNA DE CAMPEONES						MIR RACING							
1	2:12.150	42.268	44.798	45.084	107.1	2:12.150								
2	2:01.625	33.516	43.701	44.408	116.4	4:13.775								
3	2:00.742	33.184	43.409	44.149	117.3	6:14.517								
4	2:01.374	33.189	43.791	44.394	116.7	8:15.891								
5	2:02.096	33.617	44.066	44.413	116.0	10:17.987								
6	2:02.115	33.972	43.841	44.302	115.9	12:20.102								
7	2:02.730	34.423	43.921	44.386	115.4	14:22.832								
8	2:03.144	34.384	44.219	44.541	115.0	16:25.976								
9	2:03.051	34.294	44.018	44.739	115.1	18:29.027								
10	2:02.895	34.459	43.946	44.490	115.2	20:31.922								
11	2:02.425	34.144	43.900	44.381	115.7	22:34.347								
12	2:02.561	34.254	43.808	44.499	115.5	24:36.908								
14	GIULIO DI NAPOLI						ITA							
	RC113 REPARTO CORSE						BEON							
1	2:17.244	45.372	45.589	46.283	103.2	2:17.244								
2	2:06.730	35.156	45.585	45.989	111.7	4:23.974								
3	2:07.789	36.417	45.427	45.945	110.8	6:31.763								
4	2:06.732	35.223	45.743	45.766	111.7	8:38.495								
5	2:06.586	35.008	45.547	46.031	111.9	10:45.081								
6	2:06.296	35.168	45.459	45.669	112.1	12:51.377								
7	2:06.309	35.327	45.465	45.517	112.1	14:57.686								
8	2:06.040	35.370	45.233	45.437	112.3	17:03.726								
9	2:06.278	35.356	45.173	45.749	112.1	19:10.004								
10	2:06.111	35.423	45.137	45.551	112.3	21:16.115								
11	2:06.143	35.381	45.221	45.541	112.2	23:22.258								
12	2:06.327	35.356	45.349	45.622	112.1	25:28.585								
20	IKER RODRIGUEZ						ESP							
	IGAXTEAM						BEON							
1	2:08.604	40.207	44.325	44.072	110.1	2:08.604								
2	2:00.574	33.433	43.519	43.622	117.4	4:09.178								
3	1:59.643	33.087	43.240	43.316	118.3	6:08.821								
4	2:00.414	33.544	43.246	43.624	117.6	8:09.235								
5	2:01.044	33.482	43.816	43.746	117.0	10:10.279								
6	1:59.538	33.096	42.967	43.475	118.4	12:09.817								
7	2:00.797	33.545	43.645	43.607	117.2	14:10.614								
8	2:00.455	33.447	43.667	43.341	117.5	16:11.069								
9	2:00.024	33.148	43.242	43.634	118.0	18:11.093								
10	2:01.263	33.895	44.089	43.279	116.8	20:12.356								
11	2:00.651	33.576	43.462	43.613	117.4	22:13.007								
12	2:00.081	33.360	43.311	43.410	117.9	24:13.088								
24	ALEXANDER CASTAÑEDA						COL							
	FRANCO RACING VHC TEAM LIQUI						CORSE FACTORY							
1	2:13.588	43.115	45.400	45.073	106.0	2:13.588								
2	2:02.707	33.420	44.051	45.236	115.4	4:16.295								
3	2:02.570	33.614	44.663	44.293	115.5	6:18.865								
4	2:02.354	33.516	44.656	44.182	115.7	8:21.219								
5	2:02.696	33.868	44.133	44.695	115.4	10:23.915								
6	2:02.508	33.892	44.259	44.357	115.6	12:26.423								





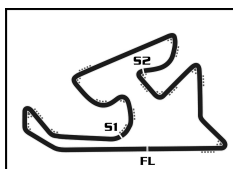
MOTO 4

ESBK - CTO. ESPAÑA DE VELOCIDAD

CARRERA 1

Análisis de sectores lentos

Mejor Personal							Mejor de la sesión							B Cruzando por el pit lane							
Vlt.	Tiempo	Sector 1	Sector 2	Sector 3	Km/h	T. Sesión	Vlt.	Tiempo	Sector 1	Sector 2	Sector 3	Km/h	T. Sesión	Vlt.	Tiempo	Sector 1	Sector 2	Sector 3	Km/h	T. Sesión	
25 MANFREDI BALDUCCI ITA																					
RC113 REPARTO CORSE																					
1	2:14.291	43.607	45.459	45.225	105.4	2:14.291	4	2:03.367	33.857	44.601	44.909	114.8	8:24.273	10	2:01.396	33.413	43.904	44.079	116.6	20:34.737	
2	2:04.132	34.009	45.219	44.904	114.1	4:18.423	5	2:03.424	33.906	44.588	44.930	114.7	10:27.697	11	2:02.734	33.808	44.486	44.440	115.4	22:37.471	
3	2:03.362	34.065	44.507	44.790	114.8	6:21.785	6	2:03.138	33.916	44.244	44.978	115.0	12:30.835	12	2:02.866	34.063	44.572	44.231	115.2	24:40.337	
4	2:03.433	34.109	44.553	44.771	114.7	8:25.218	7	2:03.190	34.059	44.387	44.744	114.9	14:34.025								
5	2:03.685	34.246	44.496	44.943	114.5	10:28.903	8	2:03.762	33.915	44.546	45.301	114.4	16:37.787								
6	2:03.951	34.432	44.666	44.853	114.2	12:32.854	9	2:03.850	34.050	44.762	45.038	114.3	18:41.637								
7	2:04.270	34.594	44.669	45.007	113.9	14:37.124	10	2:06.933	34.301	44.755	47.877	111.5	20:48.570								
8	2:04.521	34.686	44.691	45.144	113.7	16:41.645	11	2:04.021	34.223	44.741	45.057	114.2	22:52.591								
9	2:04.201	34.531	44.706	44.964	114.0	18:45.846	12	2:04.209	34.317	44.841	45.051	114.0	24:56.800								
10	2:04.350	34.684	44.444	45.222	113.9	20:50.196															
11	2:04.174	34.504	44.697	44.973	114.0	22:54.370															
12	2:04.430	34.657	44.557	45.216	113.8	24:58.800															
26 ALBERTO ENRIQUEZ ESP																					
CUNA DE CAMPEONES MIR RACING																					
1	2:09.620	41.190	44.139	44.291	109.2	2:09.620	4	2:02.711	33.613	44.619	44.479	115.4	4:16.430	10	2:04.701	34.238	45.715	44.748	113.5	20:39.462	
2	2:00.639	33.525	43.452	43.662	117.4	4:10.259	5	2:02.803	34.120	44.182	44.501	115.3	6:19.233	11	2:03.759	34.262	44.501	44.996	114.4	22:43.221	
3	2:00.052	33.108	42.946	43.998	117.9	6:10.311	6	2:02.469	33.731	44.237	44.501	115.6	8:21.702	12	2:07.627	38.686	44.283	44.658	110.9	24:50.848	
4	2:00.214	33.069	43.272	43.873	117.8	8:10.525	7	2:02.790	34.266	44.301	44.223	115.3	10:24.505								
5	2:00.269	32.906	43.530	43.833	117.7	10:10.794	8	2:02.746	34.525	43.749	44.472	115.4	12:27.295								
6	2:00.426	32.945	43.129	44.352	117.6	12:11.220	9	2:02.409	33.826	43.776	44.807	115.7	14:30.041								
7	2:01.337	33.768	43.701	43.868	116.7	14:12.557	10	2:02.311	33.858	44.055	44.398	115.8	16:32.450								
8	2:01.183	33.337	44.123	43.723	116.8	16:13.740	11	2:04.701	34.238	45.715	44.748	113.5	18:34.761								
9	2:00.602	33.222	43.312	44.068	117.4	18:14.342	12	2:07.627	38.686	44.283	44.658	110.9	20:39.462								
10	2:00.949	33.568	43.733	43.648	117.1	20:15.291															
11	2:00.330	33.336	42.989	44.005	117.7	22:15.621															
12	2:00.259	33.283	43.064	43.912	117.7	24:15.880															
27 MATEO MARULANDA COL																					
SUPERHUGO 44 TEAM																					
1	2:08.238	40.668	44.065	43.505	110.4	2:08.238	4	2:01.824	32.966	44.265	44.593	116.2	4:16.211	10	2:02.041	33.577	44.173	44.291	116.0	20:37.666	
2	2:00.561	33.229	43.529	43.803	117.4	4:08.799	5	2:01.926	33.335	44.395	44.196	116.1	6:20.271	11	2:02.679	34.757	43.710	44.212	115.4	22:40.345	
3	1:59.753	33.009	43.142	43.602	118.2	6:08.552	6	2:03.616	34.579	43.925	45.112	114.5	8:20.887	12	2:02.306	33.914	44.128	44.264	115.8	24:42.651	
4	2:00.444	33.409	43.291	43.744	117.6	8:08.996	7	2:03.365	34.673	44.313	44.379	114.8	10:23.887								
5	2:00.660	33.591	43.220	43.849	117.3	10:09.656	8	2:03.739	33.636	44.358	45.745	114.4	12:27.252								
6	2:00.140	33.202	43.007	43.931	117.9	12:09.796	9	2:02.751	33.613	44.285	44.853	115.3	14:30.991								
7	2:01.060	33.671	43.363	44.026	117.0	14:10.856	10	2:01.883	33.465	44.143	44.275	116.2	16:33.742								
8	1:59.876	33.298	42.954	43.624	118.1	16:10.732	11	2:02.041	33.577	44.173	44.291	116.0	18:35.625								
9	2:00.760	33.325	43.637	43.798	117.2	18:11.492	12	2:07.627	38.686	44.283	44.658	110.9	20:37.666								
10	2:00.682	33.591	43.114	43.977	117.3	20:12.174															
11	2:00.983	33.673	43.261	44.049	117.0	22:13.157															
12	2:00.643	33.570	43.065	44.008	117.4	24:13.800															
29 ADRIAN MOLINA ESP																					
GV STRATOS GAS DONKEY																					
1	2:14.529	43.940	45.199	45.390	105.2	2:14.529	4	2:08.672	40.777	44.129	43.766	110.0	2:08.672	10	2:01.128	33.577	44.028	43.523	116.9	20:12.728	
2	2:03.344	33.844	44.682	44.818	114.8	4:17.873	5	2:00.611	33.066	43.988	43.557	117.4	4:09.283	11	2:00.797	33.384	43.889	43.524	117.2	22:13.525	
3	2:03.033	33.624	44.545	44.864	115.1	6:20.906	6	1:59.900	33.387	43.247	43.266	118.1	6:09.183	12	2:00.008	33.302	43.201	43.505	118.0	24:13.533	
4	2:00.444	33.409	43.291	43.744	117.6	8:08.996	7	2:00.397	33.082	43.465	43.850	117.6	8:09.580								
5	2:00.660	33.591	43.220	43.849	117.3	10:09.656	8	2:00.129	33.151	43.450	43.528	117.9	10:09.709								
6	2:00.140	33.202	43.007	43.931	117.9	12:09.796	9	2:01.398	33.423	43.814	44.161	116.6	12:11.107								
7	2:01.060	33.671	43.363	44.026	117.0	14:10.856	10	2:01.519	33.979	43.923	43.617	116.5	14:12.626								
8	1:59.876	33.298	42.954	43.624	118.1	16:10.732	11	1:59.421	32.961	43.046	43.414	118.6	16:12.047								
9	2:00.760	33.325	43.637	43.798	117.2	18:11.492	12	1:59.553	32.897	43.202	43.454	118.4	18:11.600								
10	2:00.682	33.591	43.114	43.977	117.3	20:12.174															
11	2:00.983	33.673	43.261	44.049	117.0	22:13.157															
12	2:00.643	33.570	43.065	44.008	117.4	24:13.800															
57 MASON FOSTER GBR																					
BRP RACING																					
1	2:14.529	43.940	45.199	45.390	105.2	2:14.529	4	2:08.672	40.777	44.129	43.766	110.0	2:08.672	10	2:01.128	33.577	44.028	43.523	116.9	20:12.728	
2	2:03.344	33.844	44.682	44.818	114.8	4:17.873	5	2:00.611	33.066	43.988	43.557	117.4	4:09.283	11	2:00.797	33.384	43.889	43.524	117.2	22:13.525	
3	2:03.033	33.624	44.545	44.864	115.1	6:20.906	6	1:59.900	33.387	43.247	43.266	118.1	6:09.183	12	2:00.008	33.302	43.201	43.505	118.0	24:13.533	
4	2:00.444	33.409	43.291	43.744	117.6	8:08.996	7	2:00.397	33.082	43.465	43.850	117.6	8:09.580								
5	2:00.660	33.591	43.220	43.849	117.3	10:09.656	8	2:00.129	33.151	43.450	43.528	117.9	10:09.709								
6	2:00.140	33.202	43.007	43.931	117.9	12:09.796	9	2:01.398	33.423	43.814	44.161	116.6	12:11.107								
7	2:01.060	33.671	43.363	44.026	117.0	14:10.856	10	2:01.519	33.979	43.923	43.617	116.5	14:12.626								
8	1:59.876	33.298	42.954	43.624	118.1	16:10.732	11	1:59.421	32.961	43.046	43.414	118.6	16:12.047								
9	2:00.760	33.325	43.637	43.798	117.2	18:11.492	12	1:59.553	32.897	43.202	43.454	118.4	18:11.600								
10	2:00.682	33.591	43.114	43.977	117.3	20:12.174															
11	2:00.983	33.673	43.261	44.049	117.0	22:13.157															
12	2:00.643	33.570	43.065	44.008	117.4	24:13.800															



MOTO 4

ESBK - CTO. ESPAÑA DE VELOCIDAD

CARRERA 1

Análisis de sectores lentos

■ Mejor Personal ■ Mejor de la sesión B Cruzando por el pit lane

Vlt.	Tiempo	Sector 1	Sector 2	Sector 3	Km/h	T. Sesión	Vlt.	Tiempo	Sector 1	Sector 2	Sector 3	Km/h	T. Sesión
1	2:11.940	42.411	44.626	44.903	107.3	2:11.940	3	1:59.473	32.914	43.093	43.466	118.5	6:08.698
2	2:00.761	33.153	43.396	44.212	117.2	4:12.701	4	2:00.522	33.079	43.356	44.087	117.5	8:09.220
3	1:59.994	33.192	43.093	43.709	118.0	6:12.695	5	2:00.328	33.272	43.201	43.855	117.7	10:09.548
4	2:00.218	33.147	43.510	43.561	117.8	8:12.913	6	2:00.268	33.496	43.181	43.591	117.7	12:09.816
5	2:00.379	33.190	43.305	43.884	117.6	10:13.292	7	2:01.172	33.472	43.377	44.323	116.8	14:10.988
6	2:00.203	33.284	43.315	43.604	117.8	12:13.495	8	2:00.529	33.288	43.298	43.943	117.5	16:11.517
7	2:00.277	33.511	43.235	43.531	117.7	14:13.772	9	2:00.030	32.962	43.161	43.907	118.0	18:11.547
8	2:00.227	33.388	43.318	43.521	117.8	16:13.999	10	2:00.824	33.698	43.433	43.693	117.2	20:12.371
9	2:00.233	33.175	43.270	43.788	117.8	18:14.232	11	2:00.944	33.404	43.954	43.586	117.1	22:13.315
10	2:00.793	33.554	43.705	43.534	117.2	20:15.025	12	1:59.829	33.232	42.980	43.617	118.2	24:13.144
11	2:00.522	33.442	43.201	43.879	117.5	22:15.547							
12	2:00.176	33.233	43.002	43.941	117.8	24:15.723							

64 CARMELO BELLUZZO ITA
ETG RACING BEON

1	2:10.266	41.634	44.384	44.248	108.7	2:10.266
2	2:01.139	33.393	43.734	44.012	116.9	4:11.405
3	2:00.447	33.277	43.187	43.983	117.6	6:11.852
4	2:01.138	33.273	43.900	43.965	116.9	8:12.990
5	2:00.660	33.267	43.450	43.943	117.3	10:13.650
6	2:01.093	33.478	43.557	44.058	116.9	12:14.743
7	2:02.210	33.895	44.115	44.200	115.9	14:16.953
8	2:02.090	33.645	44.105	44.340	116.0	16:19.043
9	2:02.017	33.638	43.989	44.390	116.0	18:21.060
10	2:02.279	33.623	44.389	44.267	115.8	20:23.339
11	2:01.844	33.664	43.891	44.289	116.2	22:25.183
12	2:01.984	33.448	44.208	44.328	116.1	24:27.167

74 KENSEI MATSUDAIRA USA
EVIKE.COM NOX#27 RACING TEAM BEON

1	2:10.245	41.743	44.427	44.075	108.7	2:10.245
2	2:00.676	33.172	43.762	43.742	117.3	4:10.921
3	2:00.414	33.288	43.379	43.747	117.6	6:11.335
4	2:00.293	33.035	43.433	43.825	117.7	8:11.628
5	2:00.070	33.188	43.325	43.557	117.9	10:11.698
6	2:00.145	33.293	43.193	43.659	117.8	12:11.843
7	2:00.766	33.317	43.761	43.688	117.2	14:12.609

77 JOEL MORA ESP
ILUSION RACING BEON

1	2:12.475	42.224	45.420	44.831	106.9	2:12.475
2	2:02.831	33.518	44.382	44.931	115.3	4:15.306
3	2:02.098	33.422	44.108	44.568	116.0	6:17.404
4	2:03.532	34.544	44.766	44.222	114.6	8:20.936
5	2:03.020	34.005	44.627	44.388	115.1	10:23.956
6	2:02.427	33.728	44.188	44.511	115.7	12:26.383
7	2:02.917	34.310	44.343	44.264	115.2	14:29.300
8	2:02.073	33.504	44.369	44.200	116.0	16:31.373
9	2:01.883	33.498	44.072	44.313	116.2	18:33.256
10	2:01.849	33.704	44.065	44.080	116.2	20:35.105
11	2:02.639	33.610	44.535	44.494	115.5	22:37.744
12	2:02.513	33.814	44.305	44.394	115.6	24:40.257

89 ERIC RUZ ESP
IGAXTEAM BEON

1	2:08.196	40.315	44.044	43.837	110.4	2:08.196
2	2:01.029	33.460	43.508	44.061	117.0	4:09.225

92 DAVID GOMEZ ESP
MRE TALENT BEON

1	2:11.110	42.086	44.808	44.216	108.0	2:11.110
2	2:01.083	33.280	43.652	44.151	116.9	4:12.193
3	2:01.001	33.194	43.932	43.875	117.0	6:13.194
4	2:00.427	33.202	43.469	43.756	117.6	8:13.621
5	2:00.798	33.036	43.531	44.231	117.2	10:14.419
6	2:00.896	33.373	43.239	44.284	117.1	12:15.315
7	2:00.844	33.248	43.534	44.062	117.2	14:16.159
8	2:02.363	33.436	43.912	45.015	115.7	16:18.522
9	2:01.695	33.626	43.752	44.317	116.3	18:20.217
10	2:01.634	33.711	43.817	44.106	116.4	20:21.851
11	2:02.432	33.751	44.706	43.975	115.6	22:24.283
12	2:01.761	33.491	43.779	44.491	116.3	24:26.044

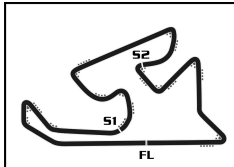
93 BAUTISTA FARIAS ARG
ETG RACING BEON

1	2:09.844	41.467	44.141	44.236	109.0	2:09.844
2	2:00.930	33.421	43.697	43.812	117.1	4:10.774
3	2:00.348	33.293	43.330	43.725	117.6	6:11.122
4	2:00.686	33.152	43.748	43.786	117.3	8:11.808
5	2:00.449	33.307	43.232	43.910	117.6	10:12.257
6	2:00.554	33.408	43.297	43.849	117.4	12:12.811
7	2:00.324	33.478	43.249	43.597	117.7	14:13.135
8	2:00.199	33.355	43.141	43.703	117.8	16:13.334
9	2:01.130	33.511	43.721	43.898	116.9	18:14.464
10	2:01.136	33.593	43.823	43.720	116.9	20:15.600
11	2:00.232	33.307	43.179	43.746	117.8	22:15.832
12	2:00.018	33.334	43.093	43.591	118.0	24:15.850

94 ENKO OSORIO ESP
FRANCO RACING VHC TEAM LIQUI CORSE FACTORY

1	2:07.855	40.120	44.072	43.663	110.7	2:07.855
2	2:00.858	33.353	43.696	43.809	117.2	4:08.713
3	2:00.088	33.252	43.454	43.382	117.9	6:08.801
4	2:00.738	33.285	43.381	44.072	117.3	8:09.539
5	2:00.535	33.354	43.504	43.677	117.5	10:10.074
6	2:00.737	33.197	43.472	44.068	117.3	12:10.811
7	2:00.276	33.487	43.372	43.417	117.7	14:11.087
8	2:00.247	33.231	43.192	43.824	117.7	16:11.334
9	1:59.737	32.995	43.003	43.739	118.2	18:11.071
10	2:01.339	33.705	44.160	43.474	116.7	20:12.410
11	2:00.736	33.584	43.597	43.555	117.3	22:13.146
12	2:00.669	33.813	43.214	43.642	117.3	24:13.815





CIRCUITO DE NAVARRA 3.933 m.

MOTO 4 ESBK - CTO. ESPAÑA DE VELOCIDAD CARRERA 1

Análisis de sectores lentos

■ Mejor Personal ■ Mejor de la sesión ■ Cruzando por el pit lane

Vlt.	Tiempo	Sector 1	Sector 2	Sector 3	Km/h	T. Sesión	Vlt.	Tiempo	Sector 1	Sector 2	Sector 3	Km/h	T. Sesión		
96	ALEX DEBON														
	H43 TEAM NOBBY														
1	2:11.587	42.746	44.257	44.584	107.6	2:11.587									
2	2:00.934	33.341	43.488	44.105	117.1	4:12.521									
3	2:00.590	33.221	43.397	43.972	117.4	6:13.111									
4	2:00.418	33.115	43.406	43.897	117.6	8:13.529									
5	2:01.052	33.010	43.810	44.232	117.0	10:14.581									
6	2:01.145	33.064	43.859	44.222	116.9	12:15.726									
7	2:00.882	33.239	43.477	44.166	117.1	14:16.608									
8	2:01.596	33.496	43.658	44.442	116.4	16:18.204									
9	2:01.916	33.565	43.895	44.456	116.1	18:20.120									
10	2:02.199	34.191	43.998	44.010	115.9	20:22.319									
11	2:01.824	33.350	44.154	44.320	116.2	22:24.143									
12	2:02.382	33.736	44.170	44.476	115.7	24:26.525									
98	EDGAR SILVEN														
	ETG RACING														
1	2:13.253	42.856	45.003	45.394	106.3	2:13.253									
2	2:02.912	33.594	44.000	45.318	115.2	4:16.165									
3	2:02.038	33.909	43.954	44.175	116.0	6:18.203									
4	2:02.885	33.925	44.784	44.176	115.2	8:21.088									
5	2:02.935	34.171	44.521	44.243	115.2	10:24.023									
6	2:02.542	34.319	44.067	44.156	115.5	12:26.565									
7	2:02.002	33.977	43.858	44.167	116.1	14:28.567									
8	2:02.085	34.030	43.847	44.208	116.0	16:30.652									
9	2:01.980	33.757	43.907	44.316	116.1	18:32.632									
10	2:01.870	33.996	43.778	44.096	116.2	20:34.502									
11	2:05.932	38.347	43.513	44.072	112.4	22:40.434									
12	2:05.183	37.558	43.526	44.099	113.1	24:45.617									
99	DAVID SANCHEZ														
	SP57 RACING TEAM														
1	2:10.993	41.966	44.763	44.264	108.1	2:10.993									
2	2:01.997	33.131	44.615	44.251	116.1	4:12.990									
3	2:01.169	33.283	43.900	43.986	116.9	6:14.159									
4	2:00.305	32.805	43.764	43.736	117.7	8:14.464									
5	2:00.230	32.772	43.616	43.842	117.8	10:14.694									
6	2:01.116	33.303	43.573	44.240	116.9	12:15.810									
7	2:01.033	33.288	43.837	43.908	117.0	14:16.843									
8	2:01.366	33.443	43.748	44.175	116.7	16:18.209									
9	2:02.129	33.397	44.489	44.243	115.9	18:20.338									
10	2:02.304	33.812	44.695	43.797	115.8	20:22.642									
11	2:01.533	33.299	44.120	44.114	116.5	22:24.175									
12	2:01.939	33.424	44.274	44.241	116.1	24:26.114									

