

MOTO 4

ESBK - CTO. ESPAÑA DE VELOCIDAD

CARRERA 2

Análisis de sectores lentos

■ Mejor Personal ■ Mejor de la sesión ■ Cruzando por el pit lane

Vlt.	Tiempo	Sector 1	Sector 2	Sector 3	Km/h	T. Sesión
5	JIMMY PRIMAUT FRA					
	BRS - BRECHON RACING SCHOOL BEON					
1	2:12.163	40.863	44.056	47.244	107.1	2:12.163
2	2:01.094	33.041	43.655	44.398	116.9	4:13.257
3	2:02.252	33.692	43.738	44.822	115.8	6:15.509
4	2:00.998	33.526	43.169	44.303	117.0	8:16.507
5	2:00.109	32.997	43.294	43.818	117.9	10:16.616
6	1:59.436	32.828	42.908	43.700	118.5	12:16.052
7	2:00.130	33.037	43.321	43.772	117.9	14:16.182
8	2:01.101	33.272	44.129	43.700	116.9	16:17.283
9	2:00.893	32.981	43.522	44.390	117.1	18:18.176
10	2:00.385	33.022	43.634	43.729	117.6	20:18.561
11	2:00.573	33.442	43.177	43.954	117.4	22:19.134
12	2:00.980	33.354	43.364	44.262	117.0	24:20.114

Vlt.	Tiempo	Sector 1	Sector 2	Sector 3	Km/h	T. Sesión
6	XARLY MENDEZ DOM					
	MRE TALENT BEON					
1	2:12.410	42.715	44.305	45.390	106.9	2:12.410
2	2:01.047	32.955	44.289	43.803	117.0	4:13.457
3	2:02.184	33.398	43.649	45.137	115.9	6:15.641
4	2:00.430	33.032	43.292	44.106	117.6	8:16.071
5	2:00.424	33.157	43.387	43.880	117.6	10:16.495
6	1:59.716	33.103	43.152	43.461	118.3	12:16.211
7	2:00.239	33.017	43.427	43.795	117.8	14:16.450
8	2:02.085	33.519	43.856	44.710	116.0	16:18.535
9	2:00.787	33.210	43.341	44.236	117.2	18:19.322
10	2:00.256	32.926	43.437	43.893	117.7	20:19.578
11	1:59.984	33.010	43.077	43.897	118.0	22:19.562
12	2:00.911	33.181	43.798	43.932	117.1	24:20.473

Vlt.	Tiempo	Sector 1	Sector 2	Sector 3	Km/h	T. Sesión
11	GABRIEL PIO FRA					
	BRS- BRECHON RACING SCHOOL BEON					
1	2:11.503	42.334	43.892	45.277	107.7	2:11.503
2	2:00.955	33.129	43.326	44.500	117.1	4:12.458
3	2:01.761	33.750	43.558	44.453	116.3	6:14.219
4	2:00.588	33.083	43.354	44.151	117.4	8:14.807
5	2:00.790	33.279	43.513	43.998	117.2	10:15.597
6	2:00.325	33.037	43.293	43.995	117.7	12:15.922
7	1:59.841	32.865	43.145	43.831	118.1	14:15.763
8	2:01.485	33.802	43.477	44.206	116.5	16:17.248
9	2:01.457	33.567	43.421	44.469	116.6	18:18.705
10	2:00.257	32.815	43.548	43.894	117.7	20:18.962
11	2:01.020	33.429	43.794	43.797	117.0	22:19.982
12	2:00.120	32.864	43.409	43.847	117.9	24:20.102

Vlt.	Tiempo	Sector 1	Sector 2	Sector 3	Km/h	T. Sesión
12	LEWIS MULLEN GBR					
	SRT					
1	2:13.682	43.291	44.751	45.640	105.9	2:13.682
2	2:03.121	33.709	44.133	45.279	115.0	4:16.803
3	2:02.766	33.846	44.406	44.514	115.3	6:19.569
4	2:02.912	33.938	44.393	44.581	115.2	8:22.481
5	2:02.481	33.810	44.203	44.468	115.6	10:24.962
6	2:02.150	33.978	43.808	44.364	115.9	12:27.112
7	2:02.455	33.872	44.176	44.407	115.6	14:29.567
8	2:03.282	34.141	44.115	45.026	114.8	16:32.849
9	2:03.570	34.113	44.281	45.176	114.6	18:36.419

Vlt.	Tiempo	Sector 1	Sector 2	Sector 3	Km/h	T. Sesión
10	2:03.865	34.544	44.543	44.778	114.3	20:40.284
11	2:03.018	34.226	44.316	44.476	115.1	22:43.302
12	2:03.574	34.142	44.357	45.075	114.6	24:46.876

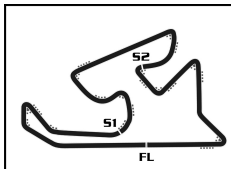
Vlt.	Tiempo	Sector 1	Sector 2	Sector 3	Km/h	T. Sesión
13	PEDRO VARELA PRT					
	CUNA DE CAMPEONES MIR RACING					
1	2:13.110	43.046	44.788	45.276	106.4	2:13.110
2	2:02.259	33.569	44.009	44.681	115.8	4:15.369
3	2:01.821	33.370	43.818	44.633	116.2	6:17.190
4	2:01.697	33.593	43.555	44.549	116.3	8:18.887
5	2:02.483	33.863	43.875	44.745	115.6	10:21.370
6	2:03.156	34.086	44.089	44.981	115.0	12:24.526
7	2:03.200	34.358	44.081	44.761	114.9	14:27.726
8	2:03.189	34.400	44.072	44.717	114.9	16:30.915

Vlt.	Tiempo	Sector 1	Sector 2	Sector 3	Km/h	T. Sesión
14	GIULIO DI NAPOLI ITA					
	RC113 REPARTO CORSE BEON					
1	2:32.205	53.782	49.292	49.131	93.0	2:32.205
2	2:10.758	36.391	47.390	46.977	108.3	4:42.963
3	2:08.219	35.712	45.980	46.527	110.4	6:51.182
4	2:07.241	35.617	45.619	46.005	111.3	8:58.423
5	2:06.437	35.281	45.335	45.821	112.0	11:04.860
6	2:06.294	35.374	45.262	45.658	112.1	13:11.154
7	2:06.433	35.378	45.222	45.833	112.0	15:17.587
8	2:06.811	35.829	45.291	45.691	111.7	17:24.398
9	2:06.373	35.292	45.303	45.778	112.0	19:30.771
10	2:06.288	35.357	45.269	45.662	112.1	21:37.059
11	2:05.976	35.271	45.261	45.444	112.4	23:43.035
12	2:05.906	35.284	45.040	45.582	112.5	25:48.941

Vlt.	Tiempo	Sector 1	Sector 2	Sector 3	Km/h	T. Sesión
20	IKER RODRIGUEZ ESP					
	IGAXTEAM BEON					
1	2:08.696	40.336	44.438	43.922	110.0	2:08.696
2	2:01.443	33.428	44.104	43.911	116.6	4:10.139
3	2:00.734	33.286	43.683	43.765	117.3	6:10.873
4	2:01.183	33.783	43.648	43.752	116.8	8:12.056
5	2:00.812	33.698	43.270	43.844	117.2	10:12.868
6	2:01.119	33.893	43.488	43.738	116.9	12:13.987
7	2:00.548	33.304	43.318	43.926	117.5	14:14.535
8	2:00.677	33.484	43.578	43.615	117.3	16:15.212
9	2:00.765	33.821	43.407	43.537	117.2	18:15.977
10	2:00.629	33.498	43.498	43.633	117.4	20:16.606
11	2:00.800	33.483	43.744	43.573	117.2	22:17.406
12	2:01.188	33.613	43.970	43.605	116.8	24:18.594

Vlt.	Tiempo	Sector 1	Sector 2	Sector 3	Km/h	T. Sesión
24	ALEXANDER CASTAÑEDA COL					
	FRANCO RACING VHC TEAM LIQUI CORSE FACTORY					
1	2:13.713	43.680	45.080	44.953	105.9	2:13.713
2	2:03.267	34.162	43.928	45.177	114.9	4:16.980
3	2:02.407	33.503	44.329	44.575	115.7	6:19.387
4	2:02.799	33.921	44.193	44.685	115.3	8:22.186
5	2:02.286	33.837	44.080	44.369	115.8	10:24.472
6	2:02.371	33.859	44.153	44.359	115.7	12:26.843
7	2:02.487	33.922	44.122	44.443	115.6	14:29.330
8	2:02.658	34.207	44.085	44.366	115.4	16:31.988
9	2:01.879	33.627	43.683	44.569	116.2	18:33.867
10	2:02.867	33.938	44.457	44.472	115.2	20:36.734





CIRCUITO DE NAVARRA 3.933 m.


MOTO 4 ESBK - CTO. ESPAÑA DE VELOCIDAD CARRERA 2

Análisis de sectores lentos

Mejor Personal Mejor de la sesión Cruzando por el pit lane

Vlt.	Tiempo	Sector 1	Sector 2	Sector 3	Km/h	T. Sesión	Vlt.	Tiempo	Sector 1	Sector 2	Sector 3	Km/h	T. Sesión
11	2:02.834	34.199	44.422	44.213	115.3	22:39.568	8	2:03.965	34.258	44.590	45.117	114.2	16:38.700
12	2:02.683	33.889	44.240	44.554	115.4	24:42.251	9	2:04.347	34.549	44.753	45.045	113.9	18:43.047
25	MANFREDI BALDUCCI					ITA	10	2:04.399	34.326	45.001	45.072	113.8	20:47.446
	RC113 REPARTO CORSE						11	2:04.290	34.093	45.109	45.088	113.9	22:51.736
1	2:13.986	43.605	44.963	45.418	105.7	2:13.986	12	2:04.330	34.229	45.125	44.976	113.9	24:56.066
2	2:03.747	34.135	44.257	45.355	114.4	4:17.733	31	LEONIDAS CASTILLO GUIMARAES					USA
3	2:03.221	33.749	44.289	45.183	114.9	6:20.954		ALMA RACING TEAM					BEON
4	2:03.177	33.959	44.280	44.938	114.9	8:24.131	1	2:14.234	43.828	45.141	45.265	105.5	2:14.234
5	2:03.799	34.605	44.255	44.939	114.4	10:27.930	2	2:03.754	33.910	44.434	45.410	114.4	4:17.988
6	2:03.026	34.071	44.019	44.936	115.1	12:30.956	3	2:03.017	33.768	44.206	45.043	115.1	6:21.005
7	2:04.223	34.226	44.914	45.083	114.0	14:35.179	4	2:03.177	34.068	44.283	44.826	114.9	8:24.182
8	2:03.651	34.007	44.606	45.038	114.5	16:38.830	5	2:02.610	34.330	43.824	44.456	115.5	10:26.792
9	2:04.397	34.685	44.646	45.066	113.8	18:43.227	6	2:03.052	34.620	43.977	44.455	115.1	12:29.844
10	2:04.686	34.433	44.956	45.297	113.6	20:47.913	7	2:02.454	34.129	43.844	44.481	115.6	14:32.298
11	2:03.840	34.112	44.455	45.273	114.3	22:51.753	8	2:02.900	34.355	43.862	44.683	115.2	16:35.198
12	2:04.323	34.445	44.580	45.298	113.9	24:56.076	9	2:03.012	34.417	43.966	44.629	115.1	18:38.210
26	ALBERTO ENRIQUEZ					ESP	10	2:02.140	34.016	43.710	44.414	115.9	20:40.350
	CUNA DE CAMPEONES					MIR RACING	11	2:02.847	34.005	44.263	44.579	115.3	22:43.197
1	2:10.636	42.091	43.946	44.599	108.4	2:10.636	12	2:03.725	34.366	44.342	45.017	114.4	24:46.922
2	2:00.518	33.675	43.370	43.473	117.5	4:11.154	37	RICCARDO MICHIELIN					ITA
3	2:00.658	32.833	43.745	44.080	117.3	6:11.812		AJEVO RACING TEAM					
4	2:01.466	33.355	43.733	44.378	116.6	8:13.278	1	2:13.128	42.891	44.511	45.726	106.4	2:13.128
5	2:00.230	32.899	43.478	43.853	117.8	10:13.508	2	2:02.136	33.736	44.155	44.245	115.9	4:15.264
6	2:00.769	33.430	43.474	43.865	117.2	12:14.277	3	2:01.584	33.197	43.974	44.413	116.5	6:16.848
7	2:00.975	33.254	43.637	44.084	117.0	14:15.252	4	2:01.198	33.306	43.542	44.350	116.8	8:18.046
8	2:00.256	33.528	43.285	43.443	117.7	16:15.508	5	2:01.585	33.414	43.862	44.309	116.5	10:19.631
9	2:00.922	33.388	43.899	43.635	117.1	18:16.430	6	2:01.828	33.760	43.740	44.328	116.2	12:21.459
10	2:00.488	33.156	43.571	43.761	117.5	20:16.918	7	2:01.916	33.675	43.911	44.330	116.1	14:23.375
11	2:00.809	33.307	43.966	43.536	117.2	22:17.727	8	2:02.545	33.833	44.101	44.611	115.5	16:25.920
12	2:01.276	33.188	43.533	44.555	116.7	24:19.003	9	2:01.917	33.882	43.798	44.237	116.1	18:27.837
27	MATEO MARULANDA					COL	10	2:02.993	33.853	44.842	44.298	115.1	20:30.830
	SUPERHUGO 44 TEAM						11	2:02.264	33.958	44.118	44.188	115.8	22:33.094
1	2:10.394	41.534	43.665	45.195	108.6	2:10.394	12	2:02.042	33.858	43.886	44.298	116.0	24:35.136
2	2:00.340	33.413	42.905	44.022	117.7	4:10.734	48	ANDRES GARCIA					ESP
3	2:00.930	33.140	43.706	44.084	117.1	6:11.664		IGAXTEAM					BEON
4	2:01.227	33.423	43.630	44.174	116.8	8:12.891	1	2:09.186	40.970	44.158	44.058	109.6	2:09.186
5	2:00.526	33.204	43.319	44.003	117.5	10:13.417	2	2:01.300	33.317	44.069	43.914	116.7	4:10.486
6	2:00.192	33.220	43.088	43.884	117.8	12:13.609	3	2:00.757	33.078	43.873	43.806	117.3	6:11.243
7	2:01.043	33.478	43.137	44.428	117.0	14:14.652	4	2:00.996	33.534	43.701	43.761	117.0	8:12.239
8	2:01.281	34.018	43.476	43.787	116.7	16:15.933	5	2:00.782	33.409	43.624	43.749	117.2	10:13.021
9	2:00.848	33.269	43.937	43.642	117.2	18:16.781	6	2:00.620	33.441	43.631	43.548	117.4	12:13.641
10	2:00.271	32.917	43.635	43.719	117.7	20:17.052	7	2:01.270	33.581	43.623	44.066	116.8	14:14.911
11	2:00.610	33.258	43.442	43.910	117.4	22:17.662	8	2:00.942	33.663	43.341	43.938	117.1	16:15.853
12	2:00.919	33.441	43.632	43.846	117.1	24:18.581	9	2:00.951	33.251	43.888	43.812	117.1	18:16.804
29	ADRIAN MOLINA					ESP	10	2:00.657	33.505	43.508	43.644	117.3	20:17.461
	GV STRATOS GAS DONKEY						11	2:00.625	32.928	44.012	43.685	117.4	22:18.086
1	2:13.378	43.374	44.968	45.036	106.2	2:13.378	12	2:00.892	33.254	44.165	43.473	117.1	24:18.978
2	2:03.973	33.663	44.319	45.991	114.2	4:17.351	57	MASON FOSTER					GBR
3	2:03.150	33.447	44.727	44.976	115.0	6:20.501		BRP RACING					BEON
4	2:03.463	33.854	44.591	45.018	114.7	8:23.964	1	2:10.702	41.881	44.088	44.733	108.3	2:10.702
5	2:04.331	35.190	44.429	44.712	113.9	10:28.295	2	2:01.986	33.741	43.805	44.440	116.1	4:12.688
6	2:03.376	33.794	44.749	44.833	114.8	12:31.671	3	2:01.467	33.660	43.629	44.178	116.6	6:14.155
7	2:03.064	33.846	44.275	44.943	115.1	14:34.735	4	2:00.715	33.282	43.356	44.077	117.3	8:14.870





MOTO 4

ESBK - CTO. ESPAÑA DE VELOCIDAD

CARRERA 2

Análisis de sectores lentos

■ Mejor Personal ■ Mejor de la sesión ■ Cruzando por el pit lane

Vlt.	Tiempo	Sector 1	Sector 2	Sector 3	Km/h	T. Sesión
5	2:00.898	33.303	43.600	43.995	117.1	10:15.768
6	1:59.419	33.025	42.931	43.463	118.6	12:15.187
7	2:00.300	33.038	43.447	43.815	117.7	14:15.487
8	2:01.413	33.623	43.682	44.108	116.6	16:16.900
9	2:00.919	33.466	43.563	43.890	117.1	18:17.819
10	2:00.738	33.208	43.391	44.139	117.3	20:18.557
11	1:59.975	33.205	43.168	43.602	118.0	22:18.532
12	2:00.442	32.923	43.520	43.999	117.6	24:18.974

64 CARMELO BELLUZZO ITA
ETG RACING BEON

1	2:10.354	41.668	44.201	44.485	108.6	2:10.354
2	2:00.594	33.735	43.124	43.735	117.4	4:10.948
3	2:00.964	33.159	43.718	44.087	117.0	6:11.912
4	2:01.297	33.367	43.837	44.093	116.7	8:13.209
5	2:00.561	33.314	43.474	43.773	117.4	10:13.770
6	2:00.832	33.324	43.599	43.909	117.2	12:14.602
7	2:00.718	33.356	43.352	44.010	117.3	14:15.320
8	2:01.981	33.952	44.154	43.875	116.1	16:17.301
9	2:01.319	33.729	43.270	44.320	116.7	18:18.620
10	2:01.293	33.073	43.581	44.639	116.7	20:19.913
11	2:00.330	33.178	43.359	43.793	117.7	22:20.243
12	2:00.475	33.099	43.444	43.932	117.5	24:20.718

74 KENSEI MATSUDAIRA USA
EVIKE.COM NOX#27 RACING TEAM BEON

1	2:11.260	42.448	44.057	44.755	107.9	2:11.260
2	2:03.434	35.138	44.093	44.203	114.7	4:14.694
3	2:01.446	33.521	43.616	44.309	116.6	6:16.140
4	2:00.804	33.050	43.547	44.207	117.2	8:16.944
5	2:00.241	33.211	43.337	43.693	117.8	10:17.185
6	1:59.379	32.980	42.870	43.529	118.6	12:16.564
7	1:59.667	32.748	42.883	44.036	118.3	14:16.231
8	2:01.019	33.410	43.571	44.038	117.0	16:17.250
9	2:00.831	33.398	43.363	44.070	117.2	18:18.081
10	2:00.440	33.264	43.192	43.984	117.6	20:18.521
11	2:00.570	33.313	43.303	43.954	117.4	22:19.091
12	2:01.033	33.475	43.389	44.169	117.0	24:20.124

77 JOEL MORA ESP
ILUSION RACING BEON

1	2:13.000	43.044	44.609	45.347	106.5	2:13.000
2	2:01.927	33.233	44.069	44.625	116.1	4:14.927
3	2:01.720	33.151	44.196	44.373	116.3	6:16.647
4	2:00.954	33.131	43.639	44.184	117.1	8:17.601
5	2:00.901	33.002	43.741	44.158	117.1	10:18.502
6	2:00.967	33.017	43.633	44.317	117.0	12:19.469
7	2:01.339	33.140	43.892	44.307	116.7	14:20.808
8	2:01.425	33.210	43.976	44.239	116.6	16:22.233
9	2:01.659	33.525	43.826	44.308	116.4	18:23.892
10	2:02.064	33.533	44.143	44.388	116.0	20:25.956
11	2:01.984	33.620	44.026	44.338	116.1	22:27.940
12	2:01.827	33.545	43.865	44.417	116.2	24:29.767

89 ERIC RUZ ESP
IGAXTEAM BEON

1	2:08.680	40.720	43.880	44.080	110.0	2:08.680
---	----------	--------	--------	--------	-------	----------

Vlt.	Tiempo	Sector 1	Sector 2	Sector 3	Km/h	T. Sesión
2	2:01.367	33.662	43.735	43.970	116.7	4:10.047
3	2:01.102	33.686	43.566	43.850	116.9	6:11.149
4	2:01.479	33.791	43.693	43.995	116.6	8:12.628
5	2:01.617	33.714	43.519	44.384	116.4	10:14.245
6	2:00.438	33.111	43.527	43.800	117.6	12:14.683
7	2:00.472	33.060	43.263	44.149	117.5	14:15.155
8	2:01.361	33.745	43.517	44.099	116.7	16:16.516
9	2:00.883	33.097	43.734	44.052	117.1	18:17.399
10	2:01.207	33.527	43.357	44.323	116.8	20:18.606
11	2:01.509	33.681	43.153	44.675	116.5	22:20.115
12	2:00.234	33.047	43.312	43.875	117.8	24:20.349

92 DAVID GOMEZ ESP
MRE TALENT BEON

1	2:11.983	42.250	44.530	45.203	107.3	2:11.983
2	2:01.397	33.058	44.080	44.259	116.6	4:13.380
3	2:01.504	33.262	43.481	44.761	116.5	6:14.884
4	2:00.191	32.955	43.020	44.216	117.8	8:15.075
5	2:00.626	33.246	43.485	43.895	117.4	10:15.701
6	1:59.073	32.801	42.876	43.396	118.9	12:14.774
7	2:00.585	33.332	43.399	43.854	117.4	14:15.359
8	2:01.211	33.666	43.548	43.997	116.8	16:16.570
9	2:00.796	33.520	43.514	43.762	117.2	18:17.366
10	2:00.146	32.833	43.300	44.013	117.8	20:17.512
11	2:00.484	33.049	43.847	43.588	117.5	22:17.996
12	2:01.123	33.285	44.038	43.800	116.9	24:19.119

93 BAUTISTA FARIAS ARG
ETG RACING BEON

1	2:11.105	41.984	44.270	44.851	108.0	2:11.105
2	2:02.121	33.431	44.022	44.668	115.9	4:13.226

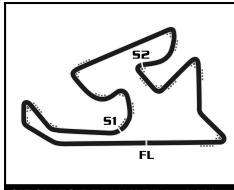
94 ENEKO OSORIO ESP
FRANCO RACING VHC TEAM LIQUI CORSE FACTORY

1	2:08.758	40.557	43.760	44.441	110.0	2:08.758
2	2:01.492	33.387	44.288	43.817	116.5	4:10.250
3	2:00.539	33.033	43.704	43.802	117.5	6:10.789
4	2:01.253	33.686	43.671	43.896	116.8	8:12.042
5	2:01.271	33.522	43.736	44.013	116.8	10:13.313
6	2:00.918	33.480	43.779	43.659	117.1	12:14.231
7	2:00.412	33.135	43.104	44.173	117.6	14:14.643
8	2:00.577	33.491	43.330	43.756	117.4	16:15.220
9	2:01.020	33.589	43.825	43.606	117.0	18:16.240
10	2:00.588	33.162	43.809	43.617	117.4	20:16.828
11	2:01.021	33.170	44.073	43.778	117.0	22:17.849
12	2:00.454	32.978	43.468	44.008	117.5	24:18.303

96 ALEX DEBON ESP
H43 TEAM NOBBY BEON

1	2:11.881	42.544	44.628	44.709	107.4	2:11.881
2	2:00.635	32.842	43.481	44.312	117.4	4:12.516
3	2:01.257	33.504	43.537	44.216	116.8	6:13.773
4	2:00.816	33.425	43.232	44.159	117.2	8:14.589
5	2:00.959	33.409	43.442	44.108	117.1	10:15.548
6	2:00.192	33.367	43.059	43.766	117.8	12:15.740
7	2:00.225	33.211	43.163	43.851	117.8	14:15.965
8	2:00.813	33.231	43.547	44.035	117.2	16:16.778





CIRCUITO DE NAVARRA 3.933 m.

MOTO 4

ESBK - CTO. ESPAÑA DE VELOCIDAD

CARRERA 2

Análisis de sectores lentos

■ Mejor Personal ■ Mejor de la sesión B Cruzando por el pit lane

Vlt.	Tiempo	Sector 1	Sector 2	Sector 3	Km/h	T. Sesión	Vlt.	Tiempo	Sector 1	Sector 2	Sector 3	Km/h	T. Sesión
9	2:00.920	33.187	43.507	44.226	117.1	18:17.698							
10	2:00.130	33.066	43.251	43.813	117.9	20:17.828							
11	2:01.154	33.059	43.688	44.407	116.9	22:18.982							
12	2:00.973	33.029	43.647	44.297	117.0	24:19.955							

98	EDGAR SILVEN	ESP
	ETG RACING	

1	2:10.079	41.441	44.246	44.392	108.8	2:10.079
2	2:02.154	33.802	44.005	44.347	115.9	4:12.233
3	2:03.173	33.629	44.330	45.214	115.0	6:15.406
4	2:01.266	33.500	43.515	44.251	116.8	8:16.672
5	2:01.037	33.295	43.797	43.945	117.0	10:17.709
6	2:01.052	33.302	43.570	44.180	117.0	12:18.761
7	2:01.472	33.629	43.519	44.324	116.6	14:20.233
8	2:02.289	33.909	44.079	44.301	115.8	16:22.522
9	2:01.596	33.667	43.593	44.336	116.4	18:24.118
10	2:01.882	33.559	44.144	44.179	116.2	20:26.000
11	2:02.026	33.954	43.886	44.186	116.0	22:28.026
12	2:01.872	33.633	43.969	44.270	116.2	24:29.898

