

PRE MOTO 3  
ESBK - CTO. ESPAÑA DE VELOCIDAD  
ENT. LIBRES 1

Vuelta a vuelta

— Vuelta invalidada


■ Mejor Personal

■ Mejor de la sesión

■ Cruzando por el pit lane

Vlt.	Tiempo	Sector 1	Sector 2	Sector 3	V.Max	T. Sesión	Vlt.	Tiempo	Sector 1	Sector 2	Sector 3	V.Max	T. Sesión			
<b>4</b>	<b>FRANCISCO JAVIER PALOMERA</b> ESP						BEON	<b>10</b> <b>AFONSO DUARTE</b> POR								
	MRE TALENT							MIGUEL OLIVEIRA RACING TEAM								
	1	3:56.966	2:16.036	52.544	48.386	143.8		3:56.966	1	3:34.650	1:55.527	51.332	47.791	133.8	3:34.650	
	2	9:57.186 <b>B</b>						193.5	13:54.152	2	10:32.486 <b>B</b>	35.371			193.9	14:07.136
	3	2:17.924	42.412	48.993	46.519	152.5		16:12.076	3	2:20.436	42.053	50.691	47.692	154.9	16:27.572	
	4	2:07.501	34.295	47.681	45.525	195.3		18:19.577	4	2:09.068	34.846	47.899	46.323	192.5	18:36.640	
	5	2:05.496	33.894	46.935	44.667	195.7		20:25.073	5	2:07.217	34.447	46.900	45.870	194.6	20:43.857	
	6	2:05.798	34.999	46.214	44.585	196.0		22:30.871	6	2:06.157	34.075	46.741	45.341	193.2	22:50.014	
	7	2:05.465	36.270	45.360	43.835	196.0		24:36.336	7	2:05.039	34.119	46.003	44.917	194.2	24:55.053	
	8	2:01.908	32.992	45.154	43.762	196.0		26:38.244	8	2:03.503	33.498	45.455	44.550	194.9	26:58.556	
	9	2:02.750	33.282	45.017	44.451	196.0		28:40.994	9	2:02.735	33.091	45.220	44.424	194.9	29:01.291	
	10	2:02.082	33.720	44.810	43.552	201.9		30:43.076	10	2:02.172	33.391	44.757	44.024	193.5	31:03.463	
	11	2:00.797	32.833	44.666	43.298	196.7		32:43.873	11	2:02.894	34.362	44.702	43.830	194.2	33:06.357	
12	2:00.179	32.656	44.325	43.198	197.1	34:44.052	12	2:01.365	32.871	44.587	43.907	196.0	35:07.722			
13	1:59.008	32.144	44.099	42.765	197.8	36:43.060										
<b>5</b>	<b>IGNACIO GALAN</b> ESP						BEON	<b>11</b> <b>OLIVER CANTOS</b> ESP								
	TEAM IMPALA HONDA							ALMA RACING TEAM								
	1	4:06.060	2:25.802	52.732	47.526	150.0		4:06.060	1	3:20.436	1:31.054	57.143	52.239	132.7	3:20.436	
	2	10:08.344 <b>B</b>				180.9		14:14.404	2	10:54.300 <b>B</b>	36.986			191.5	14:14.736	
	3	2:20.756	45.061	49.706	45.989	142.5		16:35.160	3	2:28.253	45.474	52.585	50.194	142.5	16:42.989	
	4	2:05.211	34.490	46.169	44.552	192.2		18:40.371	4	2:15.592	36.304	50.040	49.248	195.3	18:58.581	
	5	2:04.967	34.535	46.120	44.312	194.6		20:45.338	5	2:13.916	35.628	49.596	48.692	195.3	21:12.497	
	6	2:02.762	33.594	45.572	43.596	201.1		22:48.100	6	2:12.464	35.266	49.237	47.961	193.5	23:24.961	
	7	2:01.425	32.814	45.177	43.434	194.6		24:49.525	7	2:09.741	34.261	48.121	47.359	198.9	25:34.702	
8	1:59.635	32.308	44.209	43.118	194.6	26:49.160	8	2:07.275	33.998	46.973	46.304	196.0	27:41.977			
9	1:59.765	32.564	44.340	42.861	195.7	28:48.925	9	2:09.374	34.684	47.611	47.079	196.7	29:51.351			
							10	2:08.232	34.197	47.148	46.887	196.4	31:59.583			
							11	2:13.184	36.813	49.226	47.145	196.0	34:12.767			
							12	2:06.510	34.233	46.811	45.466	194.6	36:19.277			
<b>7</b>	<b>DAVID JIMENEZ</b> ESP						BEON	<b>15</b> <b>MARTIM MARCO RAMOS</b> POR								
	MDR COMPETICIÓN							H43 TEAM NOBBY								
	1	3:52.303	2:06.643	55.746	49.914	125.3		3:52.303	1	3:54.396	2:14.281	50.922	49.193	126.6	3:54.396	
	2	10:22.717 <b>B</b>				168.5		14:15.020	2	10:15.570 <b>B</b>				180.9	14:09.966	
	3	2:26.610	46.467	51.927	48.216	125.4		16:41.630	3	2:19.986	41.423	50.148	48.415	148.1	16:29.952	
	4	2:12.174	36.137	49.646	46.391	176.8		18:53.804	4	2:09.634	35.193	47.512	46.929	190.8	18:39.586	
	5	2:10.091	35.412	48.539	46.140	191.2		21:03.895	5	2:09.855	35.646	48.405	45.804	189.8	20:49.441	
	6	2:17.221	41.063	50.247	45.911	189.1		23:21.116	6	2:05.179	34.214	46.456	44.509	195.7	22:54.620	
	7	2:09.397	35.882	48.044	45.471	188.8		25:30.513	7	2:03.118	33.502	45.500	44.116	197.4	24:57.738	
	8	2:09.049	35.533	47.567	45.949	186.2		27:39.562	8	2:01.961	33.259	45.128	43.574	198.2	26:59.699	
	9	2:29.290 <b>B</b>	35.850	48.820	1:04.620	176.2		30:08.852	9	2:02.420	32.856	45.031	44.533	200.0	29:02.119	
	10	2:16.946	43.913	47.869	45.164	122.7		32:25.798	10	2:01.643	32.945	44.728	43.970	197.4	31:03.762	
11	2:04.817	34.635	45.670	44.512	191.2	34:30.615	11	2:00.806	32.969	44.607	43.230	199.3	33:04.568			
12	2:05.515	34.591	46.270	44.654	191.2	36:36.130	12	2:01.643	33.244	44.700	43.699	196.7	35:06.211			
<b>9</b>	<b>ELLIOT KASSIGIAN</b> FRA						ERDOG	<b>17</b> <b>ENZO DUPUIS</b> FRA								
	MECAPROJETS TEAM							BRS - BRECHON RACING SCHOOL								
	1	14:18.182 <b>B</b>	4:19.631			124.9		14:18.182	1	4:04.572	2:24.147	52.273	48.152	144.2	4:04.572	
	2	2:25.154	44.437	52.401	48.316	132.2		16:43.336	2	10:11.302 <b>B</b>				183.1	14:15.874	
	3	2:13.738	36.699	49.545	47.494	184.3		18:57.074	3	2:20.958	43.993	50.743	46.222	139.9	16:36.832	
	4	2:08.089	34.923	47.351	45.815	184.0		21:05.163	4	2:08.248	35.130	47.812	45.306	193.5	18:45.080	
	5	2:07.093	34.813	46.745	45.535	188.5		23:12.256	5	2:06.408	34.608	46.964	44.836	189.5	20:51.488	
	6	2:04.943	34.207	46.051	44.685	186.2		25:17.199	6	2:04.929	34.006	46.372	44.551	192.2	22:56.417	
	7	2:03.710	33.816	45.779	44.115	186.9		27:20.909	7	2:04.197	34.012	45.943	44.242	192.5	25:00.614	
	8	2:02.868	33.446	45.354	44.068	188.2		29:23.777	8	2:06.287	36.081	45.893	44.313	191.2	27:06.901	
	9	2:03.767	34.463	45.335	43.969	189.1		31:27.544	9	2:02.849	33.767	45.273	43.809	191.5	29:09.750	
10	2:01.655	33.182	44.788	43.685	188.2	33:29.199										
11	2:01.362	32.976	44.776	43.610	190.5	35:30.561										





**PRE MOTO 3**  
**ESBK - CTO. ESPAÑA DE VELOCIDAD**  
**ENT. LIBRES 1**

**Vuelta a vuelta**

— Vuelta invalidada    ■ Mejor Personal    ■ Mejor de la sesión    ■ Cruzando por el pit lane

Vlt.	Tiempo	Sector 1	Sector 2	Sector 3	V.Max	T. Sesión
10	2:01.736	33.572	44.837	43.327	194.6	31:11.486
11	<b>2:01.000</b>	<b>33.306</b>	<b>44.486</b>	<b>43.208</b>	192.9	33:12.486
12	2:01.913	33.457	44.909	43.547	193.5	35:14.399

18		MATHIAS TAMBURINI		ITA			
IGAXTEAM				BEON			
1	15:21.373	<b>B</b>	3:28.297	53.863	...	124.4	15:21.373
2	2:30.014		46.728	53.473	49.813	124.4	17:51.387
3	2:17.793		38.414	51.185	48.194	161.4	20:09.180
4	2:09.715		35.749	47.941	46.025	179.7	22:18.895
5	2:09.829		35.398	48.152	46.279	193.2	24:28.724
6	2:06.932		34.810	47.484	44.638	196.4	26:35.656
7	2:05.119		34.141	46.546	44.432	200.4	28:40.775
8	2:04.173		34.354	46.069	43.750	197.8	30:44.948
9	2:02.382		<b>33.410</b>	45.159	43.813	200.7	32:47.330
10	<b>2:02.131</b>		33.458	<b>45.089</b>	<b>43.584</b>	199.3	34:49.461
11	2:05.901		33.793	46.560	45.548	200.7	36:55.362

26		REMY SANJUAN		FRA			
MÉCAPROJETS TEAM ADO				BEON			
1	3:17.799		1:37.111	52.047	48.641	136.4	3:17.799
2	<b>10:53.300</b>	<b>B</b>	35.200			191.8	14:11.099
3	2:16.605		41.519	49.473	45.613	144.6	16:27.704
4	2:04.770		33.893	46.633	44.244	200.7	18:32.474
5	2:04.265		33.675	46.033	44.557	199.6	20:36.739
6	2:03.797		33.576	45.921	44.300	199.6	22:40.536
7	2:04.228		33.967	45.794	44.467	198.2	24:44.764
8	2:03.402		33.591	45.552	44.259	197.4	26:48.166
9	2:02.454		33.260	45.481	43.713	197.8	28:50.620
10	2:01.828		32.935	45.170	43.723	200.4	30:52.448
11	<b>2:01.112</b>		<b>32.691</b>	<b>45.039</b>	43.382	199.6	32:53.560
12	2:01.343		32.892	45.096	<b>43.355</b>	198.2	34:54.903
13	2:05.323		34.089	47.856	43.378	197.4	37:00.226

29		RANDY TRUCHOT		FRA			
BS RACING TEAM				BEON			
1	<b>13:57.313</b>	<b>B</b>	3:08.961	53.151	9:55.201	137.8	13:57.313
2	2:21.014		42.059	51.282	47.673	162.4	16:18.327
3	2:10.460		34.927	49.170	46.363	194.9	18:28.787
4	2:08.029		34.436	47.732	45.861	194.9	20:36.816
5	2:05.151		33.943	46.468	44.740	196.4	22:41.967
6	2:05.226		34.049	46.323	44.854	196.4	24:47.193
7	2:04.322		33.823	45.924	44.575	196.0	26:51.515
8	2:04.065		<b>33.181</b>	46.154	44.730	196.7	28:55.580
9	2:04.121		34.137	45.694	<b>44.290</b>	196.7	30:59.701
10	<b>2:03.111</b>		33.190	<b>45.484</b>	44.437	200.7	33:02.812

30		JEAN KENTO TURNER		JPN			
MIGUEL OLIVEIRA RACING TEAM				BEON			
1	3:34.290		1:52.922	53.060	48.308	158.6	3:34.290
2	<b>10:33.230</b>	<b>B</b>	35.518			194.2	14:07.520
3	2:21.853		45.411	49.453	46.989	155.4	16:29.373
4	2:07.366		34.441	47.187	45.738	198.2	18:36.739
5	2:04.658		33.882	46.040	44.736	196.0	20:41.397
6	2:04.664		33.620	46.340	44.704	196.7	22:46.061
7	2:04.833		34.353	46.128	44.352	197.4	24:50.894
8	2:03.263		33.321	45.446	44.496	188.5	26:54.157

Vlt.	Tiempo	Sector 1	Sector 2	Sector 3	V.Max	T. Sesión
9	2:02.702	33.314	45.134	44.254	196.7	28:56.859
10	2:03.317	33.517	45.551	44.249	194.9	31:00.176
11	2:00.970	33.032	44.673	43.265	198.2	33:01.146
12	<b>2:00.011</b>	<b>32.737</b>	<b>44.164</b>	<b>43.110</b>	197.4	35:01.157

32		MARCOS LUDEÑA		ESP			
ALM RACING				BEON			
1	3:08.783		1:23.047	53.493	52.243	135.2	3:08.783
2	<b>11:00.583</b>	<b>B</b>	34.456			194.9	14:09.366
3	2:15.736		40.999	49.172	45.565	161.7	16:25.102
4	2:05.059		34.218	46.269	44.572	194.6	18:30.161
5	2:02.696		33.368	45.472	43.856	196.4	20:32.857
6	2:00.693		32.931	44.544	43.218	196.0	22:33.550
7	1:59.984		32.696	44.139	43.149	194.9	24:33.534
8	1:59.781		32.457	44.324	43.000	195.3	26:33.315
9	1:58.491		32.516	43.445	42.530	194.6	28:31.806
10	1:58.114		32.162	43.442	42.510	194.6	30:29.920
11	1:57.668		32.224	<b>43.082</b>	42.362	195.3	32:27.588
12	1:58.311		32.345	43.393	42.573	196.7	34:25.899
13	<b>1:57.318</b>		<b>32.050</b>	43.133	<b>42.135</b>	196.0	36:23.217


33		LUCAS BOYER		FRA			
BS RACING				BEON			
1	<b>14:11.937</b>	<b>B</b>				69.3	14:11.937
2	2:27.783		47.404	52.477	47.902	126.6	16:39.720
3	2:09.571		35.841	47.959	45.771	182.1	18:49.291
4	2:06.969		34.683	47.071	45.215	188.2	20:56.260
5	2:07.043		34.459	47.344	45.240	184.0	23:03.303
6	2:06.506		34.234	46.482	45.790	186.5	25:09.809
7	2:05.885		34.289	46.221	45.375	187.8	27:15.694
8	2:06.224		34.706	46.470	45.048	183.4	29:21.918
9	2:12.239		34.061	53.098	45.080	186.9	31:34.157
10	2:17.191		<b>33.756</b>	<b>46.141</b>	57.294	187.5	33:51.348
11	<b>2:04.987</b>		34.114	46.272	<b>44.601</b>	184.6	35:56.335

34		JACOBO HINOJOSA		ESP			
				BEON			
1	3:07.769		1:28.132	<b>51.315</b>	<b>48.322</b>	136.5	3:07.769

35		MIGUEL BERNAL		ESP			
TEAM ANDIFER-MDR				BEON			
1	4:02.654		2:23.132	52.174	47.348	136.4	4:02.654
2	<b>10:13.418</b>	<b>B</b>				191.8	14:16.072
3	2:18.049		42.781	49.405	45.863	139.5	16:34.121
4	2:06.041		34.070	46.890	45.081	190.5	18:40.162
5	2:04.788		33.910	46.634	44.244	191.8	20:44.950
6	2:03.509		33.643	46.126	43.740	192.2	22:48.459
7	2:02.289		32.908	45.470	43.911	191.8	24:50.748
8	1:59.956		32.332	44.275	43.349	191.5	26:50.704
9	1:59.896		32.199	44.341	43.356	191.2	28:50.600
10	1:59.854		32.394	44.280	43.180	191.5	30:50.454
11	1:58.693		32.106	43.953	42.634	190.1	32:49.147
12	<b>1:57.726</b>		<b>31.839</b>	<b>43.346</b>	<b>42.541</b>	191.5	34:46.873

43		LUIS MIGUEL LOPEZ		ESP			
MIR RACING				MIR RACING			
1	3:05.531		1:24.773	52.434	48.324	145.7	3:05.531



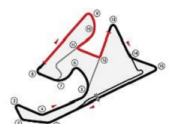



PRE MOTO 3  
ESBK - CTO. ESPAÑA DE VELOCIDAD  
ENT. LIBRES 1

Vuelta a vuelta

— Vuelta invalidada    ■ Mejor Personal    ■ Mejor de la sesión    B Cruzando por el pit lane

Vlt.	Tiempo	Sector 1	Sector 2	Sector 3	V.Max	T. Sesión	Vlt.	Tiempo	Sector 1	Sector 2	Sector 3	V.Max	T. Sesión	
<b>44</b> MARK PEREZ ESP														
FAU55 RACING - FAMILY CASH BEON														
1	16:30.031	...	50.747	46.906	147.3	16:30.031								
2	2:09.378	35.576	47.392	46.410	185.9	18:39.409								
3	2:09.569	34.205	49.477	45.887	194.2	20:48.978								
4	2:04.514	33.937	46.239	44.338	191.8	22:53.492								
5	2:03.487	33.834	45.615	44.038	195.3	24:56.979								
6	2:02.094	33.472	44.986	43.636	195.3	26:59.073								
7	2:03.591	33.140	44.911	45.540	198.9	29:02.664								
8	2:01.193	<b>32.817</b>	44.634	43.742	197.1	31:03.857								
9	<b>2:00.965</b>	33.162	<b>44.617</b>	<b>43.186</b>	192.9	33:04.822								
10	2:01.457	33.393	44.639	43.425	193.2	35:06.279								
<b>45</b> ALEX LONGARELA ESP														
IGAXTEAM BEON														
1	15:48.986	B	3:27.629	53.679	...	147.3	15:48.986							
2	2:16.362	41.477	48.937	45.948	159.3	18:05.348								
3	2:04.418	33.890	46.552	43.976	192.9	20:09.766								
4	2:02.759	34.407	44.908	43.444	202.6	22:12.525								
5	2:00.202	32.449	45.087	42.666	202.2	24:12.727								
6	1:58.528	32.200	43.840	42.488	201.9	26:11.255								
7	1:57.484	32.080	43.245	42.159	201.1	28:08.739								
8	<b>1:56.995</b>	<b>31.919</b>	<b>43.047</b>	<b>42.029</b>	200.0	30:05.734								
<b>46</b> ALVARO LUCAS ESP														
MRE TALENT BEON														
1	3:27.446	1:42.760	55.891	48.795	157.9	3:27.446								
2	<b>10:27.689</b>	B	34.076	...	197.1	13:55.135								
3	2:13.315	39.168	48.093	46.054	163.6	16:08.450								
4	2:04.573	33.378	46.802	44.393	198.5	18:13.023								
5	2:01.595	32.576	45.259	43.760	198.9	20:14.618								
6	1:59.349	32.061	44.512	42.776	200.7	22:13.967								
7	<b>1:58.184</b>	<b>31.729</b>	<b>44.039</b>	<b>42.416</b>	201.9	24:12.151								
<b>47</b> MICHAEL LOUIE SANCHEZ USA														
MRE TALENT BEON														
1	3:24.584	1:45.998	<b>50.920</b>	<b>47.666</b>	154.7	3:24.584								
<b>69</b> FERNANDO BUJOSA ESP														
FRANCO RACING VHC TEAM LIQUI BEON														
1	<b>14:47.117</b>	B	...	103.1	14:47.117									
2	2:30.167	46.402	54.352	49.413	150.4	17:17.284								
3	2:13.460	36.519	49.798	47.143	186.5	19:30.744								
4	2:10.698	35.847	48.653	46.198	188.2	21:41.442								
5	2:08.884	35.213	48.149	45.522	189.8	23:50.326								
<b>70</b> IAROSLAV KARPUSHIN EST														
FRANCO RACING VHC TEAM LIQUI BEON														
1	<b>14:51.190</b>	B	...	139.2	14:51.190									
2	2:23.243	42.537	53.295	47.411	152.5	17:14.433								
3	2:06.410	34.268	47.524	44.618	196.4	19:20.843								
4	2:02.088	32.885	45.464	43.739	199.6	21:22.931								
5	2:01.605	32.520	45.059	44.026	201.1	23:24.536								
6	2:02.042	32.631	46.043	43.368	200.7	25:26.578								
7	1:59.183	31.996	44.441	42.746	201.1	27:25.761								
8	1:58.451	31.725	44.040	42.686	201.1	29:24.212								
9	2:01.026	33.269	44.517	43.240	199.3	31:25.238								
10	<b>1:58.075</b>	<b>31.712</b>	<b>43.779</b>	<b>42.584</b>	200.0	33:23.313								
11	1:58.720	31.800	43.901	43.019	202.2	35:22.033								
<b>71</b> CARLOS CANO ESP														
QRG MOTOR RACING														
1	3:07.004	1:27.564	<b>49.946</b>	<b>49.494</b>	109.5	3:07.004								
<b>76</b> IZAN IBAÑEZ ESP														
BULTACO RACING BULTACO														
1	3:53.407	2:13.564	51.693	48.150	142.5	3:53.407								
2	<b>10:15.837</b>	B	...	182.7	14:09.244									
3	2:16.796	41.581	49.397	45.818	157.9	16:26.040								
4	2:07.741	35.283	47.605	44.853	190.5	18:33.781								
5	2:06.231	34.782	46.895	44.554	192.5	20:40.012								
6	2:05.649	34.678	46.474	44.497	192.9	22:45.661								
7	2:05.544	34.516	46.636	44.392	192.5	24:51.205								
8	2:03.339	33.842	45.571	43.926	197.1	26:54.544								
9	2:02.109	33.394	45.087	43.628	198.5	28:56.653								
10	2:01.847	33.549	<b>44.728</b>	43.570	197.4	30:58.500								
11	2:01.806	<b>33.190</b>	45.099	43.517	196.0	33:00.306								
12	<b>2:01.187</b>	33.331	44.751	<b>43.105</b>	185.6	35:01.493								
<b>77</b> KERMAN DAVID MARTINEZ VEN														
CUNA DE CAMPEONES MIR RACING														
1	3:07.153	1:28.300	50.645	48.208	126.5	3:07.153								
2	<b>10:53.704</b>	B	34.960	...	186.2	14:00.857								
3	2:15.454	39.857	48.690	46.907	156.3	16:16.311								
4	2:08.729	35.040	47.619	46.070	187.2	18:25.040								
5	2:06.395	34.442	46.614	45.339	184.6	20:31.435								
6	2:04.483	33.642	46.147	44.694	187.5	22:35.918								
7	2:03.163	33.488	45.429	44.246	187.8	24:39.081								
8	2:02.705	33.396	45.201	44.108	188.2	26:41.786								
9	2:01.526	33.093	44.760	43.673	188.2	28:43.312								
10	2:01.392	32.795	44.974	43.623	190.1	30:44.704								
11	2:00.377	32.847	44.135	43.395	191.5	32:45.081								
12	2:00.010	32.489	44.182	43.339	192.5	34:45.091								
13	<b>1:59.422</b>	<b>32.321</b>	<b>43.945</b>	<b>43.156</b>	192.5	36:44.513								





## PRE MOTO 3

### ESBK - CTO. ESPAÑA DE VELOCIDAD

### ENT. LIBRES 1

Vuelta a vuelta

— Vuelta invalidada

■ Mejor Personal

■ Mejor de la sesión

■ Cruzando por el pit lane

Vlt.	Tiempo	Sector 1	Sector 2	Sector 3	V.Max	T. Sesión	Vlt.	Tiempo	Sector 1	Sector 2	Sector 3	V.Max	T. Sesión
<b>78</b>	<b>HENRI MIGNOT</b> FRA												
	BRS - BRECHON RACING SCHOOL						BEON						
1	3:29.061	1:49.612	50.917	48.532	150.6	3:29.061							
2	<b>10:45.667 B</b>	34.802			193.9	14:14.728							
3	2:20.474	43.818	49.645	47.011	154.5	16:35.202							
4	2:06.842	33.904	47.388	45.550	197.1	18:42.044							
5	2:06.808	33.569	46.918	46.321	196.7	20:48.852							
6	2:03.469	33.141	45.953	44.375	195.3	22:52.321							
7	2:02.610	32.718	45.816	44.076	194.6	24:54.931							
8	2:01.703	32.774	45.034	43.895	194.6	26:56.634							
9	2:00.765	<b>32.457</b>	44.876	43.432	197.8	28:57.399							
10	2:02.533	33.380	45.439	43.714	200.4	30:59.932							
11	2:00.242	32.559	44.681	<b>43.002</b>	198.2	33:00.174							
12	<b>1:59.822</b>	32.469	<b>44.293</b>	43.060	198.2	34:59.996							
13	2:12.320	37.919	49.661	44.740	195.3	37:12.316							
<b>84</b>	<b>LORENZO GUYAU</b> FRA												
	JEG RACING						BEON						
1	3:16.213	1:37.972	50.784	47.457	136.4	3:16.213							
2	<b>11:01.220 B</b>	34.813			188.8	14:17.433							
3	2:16.751	42.194	49.000	45.557	136.0	16:34.184							
4	2:05.741	34.264	46.320	45.157	193.9	18:39.925							
5	2:04.743	33.979	46.215	44.549	193.9	20:44.668							
6	2:03.535	33.615	45.720	44.200	199.6	22:48.203							
7	2:03.337	33.344	45.937	44.056	190.5	24:51.540							
8	2:02.730	33.676	45.120	43.934	200.7	26:54.270							
9	2:01.764	32.846	44.989	43.929	199.3	28:56.034							
10	2:01.878	33.473	44.806	43.599	198.2	30:57.912							
11	2:00.548	32.610	<b>44.557</b>	43.381	197.1	32:58.460							
12	<b>2:00.416</b>	<b>32.594</b>	44.558	<b>43.264</b>	197.1	34:58.876							
13	2:00.630	32.678	44.684	43.268	197.8	36:59.506							
<b>98</b>	<b>MIKA SIEBDRATH</b> GER												
	SUPERHUGO 44 TEAM						MIR RACING						
1	16:31.290	...	50.410	47.326	146.9	16:31.290							
2	2:08.664	34.541	47.614	46.509	190.1	18:39.954							
3	2:05.983	34.509	47.011	44.463	193.2	20:45.937							
4	2:04.275	33.192	46.256	44.827	193.2	22:50.212							
5	2:03.413	33.751	45.522	44.140	193.2	24:53.625							
6	2:02.132	33.092	45.086	43.954	190.1	26:55.757							
7	2:01.474	32.687	44.715	44.072	190.8	28:57.231							
8	2:02.036	33.291	45.036	43.709	193.2	30:59.267							
9	2:00.710	<b>32.553</b>	44.636	43.521	190.8	32:59.977							
10	<b>2:00.707</b>	33.057	<b>44.485</b>	<b>43.165</b>	191.2	35:00.684							

