

PRE MOTO 3 ESBK - CTO. ESPAÑA DE VELOCIDAD ENT. CRONOMETRADO

Vuelta a vuelta

— Vuelta invalidada


■ Mejor Personal

■ Mejor de la sesión

■ Cruzando por el pit lane

Vlt.	Tiempo	Sector 1	Sector 2	Sector 3	V.Max	T. Sesión	Vlt.	Tiempo	Sector 1	Sector 2	Sector 3	V.Max	T. Sesión	
4	FRANCISCO JAVIER PALOMERA ESP						MRE TALENT BEON	2	1:57.686	32.286	43.435	41.965	196.4	4:37.613
	3	1:54.479	31.330	41.673	41.476	189.8		6:32.092						
	4	1:53.399	30.772	41.397	41.230	194.6		8:25.491						
	5	3:21.243 B	31.003	42.255	2:07.985	197.4		11:46.734						
	6	2:07.489	43.426	42.424	41.639	147.5		13:54.223						
	7	1:54.086	31.310	41.590	41.186	191.8		15:48.309						
	8	1:58.103	32.104	43.833	42.166	191.2		17:46.412						
	9	1:52.701	30.696	41.083	40.922	197.4		19:39.113						
	10	1:52.079	30.539	40.780	40.760	194.9		21:31.192						
	11	1:53.064	30.527	40.959	41.578	197.1		23:24.256						
	12	1:55.651	30.863	43.570	41.218	201.5		25:19.907						
	13	1:57.981	35.244	41.641	41.096	196.0		25:18.350						
	5	IGNACIO GALAN ESP						TEAM IMPALA HONDA BEON	1	2:23.754	59.488	43.245	41.021	147.1
2		1:53.533	30.665	41.940	40.928	202.2	4:17.287							
3		1:52.685	30.951	41.172	40.562	192.2	6:09.972							
4		1:51.457	30.281	40.797	40.379	198.2	8:01.429							
5		1:52.613	30.185	41.759	40.669	198.5	9:54.042							
6		1:51.194	30.249	40.533	40.412	197.4	11:45.236							
7		5:32.052 B	32.915	42.465	4:16.672	197.8	17:17.288							
8		1:57.832	35.613	41.779	40.440	160.0	19:15.120							
9		1:51.536	30.279	40.954	40.303	197.4	21:06.656							
10		1:53.625	30.113	41.320	42.192	198.2	23:00.281							
11		1:51.279	30.241	40.784	40.254	197.1	24:51.560							
12		1:51.318	30.250	40.780	40.288	197.1	26:42.878							
7	DAVID JIMENEZ ESP						MDR COMPETICIÓN BEON	1	19:55.612	...	43.354	42.536	146.3	19:55.612
	2	1:55.749	31.689	42.207	41.853	196.4		21:51.361						
	3	1:55.407	31.703	42.112	41.592	199.3		23:46.768						
	4	1:54.543	31.343	41.993	41.207	197.1		25:41.311						
8	NIKOLA MIROSLAVOV BGR						METMOTO RINGRACING 16 BEON	1	2:39.672	1:11.470	44.800	43.402	157.7	2:39.672
	2	1:56.800	32.376	42.590	41.834	194.6		4:36.472						
	3	1:54.414	30.963	41.783	41.668	204.9		6:30.886						
	4	1:54.402	31.034	41.826	41.542	201.1		8:25.288						
	5	1:54.334	31.017	41.649	41.668	198.9		10:19.622						
	6	3:14.206 B	31.111	42.313	2:00.782	197.8		13:33.828						
	7	2:02.255	36.263	44.251	41.741	161.9		15:36.083						
	8	1:53.806	30.834	41.743	41.229	200.7		17:29.889						
	9	1:53.750	30.828	41.604	41.318	197.8		19:23.639						
	10	1:53.013	30.610	41.395	41.008	202.2		21:16.652						
	11	1:52.683	30.562	41.127	40.994	200.7		23:09.335						
	12	1:53.424	30.563	41.446	41.415	199.6		25:02.759						
9	ELLIOT KASSIGIAN FRA						MECAPROJETS TEAM ERDOG	1	2:39.927	1:11.814	44.230	43.883	153.2	2:39.927
	2	1:54.543	31.343	41.993	41.207	197.1		25:41.311						
10	AFONSO DUARTE PRT						MIGUEL OLIVEIRA RACING TEAM BEON	1	2:20.581	49.748	45.833	45.000	164.4	2:20.581
	2	1:58.983	33.506	42.956	42.521	196.7		4:19.564						
	3	1:54.822	31.019	42.001	41.802	198.2		6:14.386						
	4	1:55.053	31.124	42.121	41.808	195.7		8:09.439						
	5	1:55.082	31.290	42.020	41.772	195.3		10:04.521						
	6	1:53.737	30.512	41.667	41.558	197.8		11:58.258						
	7	7:14.502 B	31.537	44.080	5:58.885	200.4		19:12.760						
	8	1:58.950	34.691	42.207	42.052	162.7		21:11.710						
	9	1:53.770	30.771	41.657	41.342	200.0		23:05.480						
	10	1:56.962	31.194	42.055	43.713	200.7		25:02.442						
	11	1:53.064	30.527	40.959	41.578	197.1		23:24.256						
	12	1:55.651	30.863	43.570	41.218	201.5		25:19.907						
11	OLIVER CANTOS ESP						ALMA RACING TEAM BEON	1	2:22.492	49.620	46.706	46.166	132.8	2:22.492
	2	1:57.253	31.996	42.895	42.362	193.9		4:19.745						
	3	1:55.647	31.036	42.365	42.246	203.8		6:15.392						
	4	1:54.583	31.012	41.906	41.665	198.5		8:09.975						
	5	1:53.861	30.562	41.682	41.617	201.1		10:03.836						
	6	1:54.021	30.936	41.469	41.616	196.7		11:57.857						
	7	1:54.051	30.897	41.563	41.591	198.5		13:51.908						
	8	1:58.248	34.492	41.756	42.000	198.2		15:50.156						
	9	1:54.342	30.749	42.436	41.157	202.6		17:44.498						
	10	1:53.172	30.520	41.276	41.376	204.5		19:37.670						
	11	1:52.879	30.222	41.188	41.469	202.6		21:30.549						
	12	1:53.561	30.441	41.468	41.652	202.6		23:24.110						
	13	1:53.642	30.530	41.525	41.587	202.2		25:17.752						
15	MARTIM MARCO RAMOS PRT						H43 TEAM NOBBY BEON	1	2:12.468	45.667	43.853	42.948	164.4	2:12.468
	2	1:54.788	31.355	41.888	41.545	196.0		4:07.256						
	3	1:53.792	31.262	41.272	41.258	195.3		6:01.048						
	4	1:53.830	31.076	41.474	41.280	197.1		7:54.878						
	5	2:02.407	32.918	42.682	46.807	199.6		9:57.285						
	6	5:19.656 B	31.627	42.070	4:05.959	197.1		15:16.941						
	7	2:15.124	51.290	42.512	41.322	128.1		17:32.065						
	8	1:53.530	30.931	41.318	41.281	197.1		19:25.595						
	9	2:01.482	32.373	41.747	47.362	194.6		21:27.077						
	10	1:53.628	30.955	41.526	41.147	202.2		23:20.705						
	11	1:55.073	31.562	42.436	41.075	204.5		25:15.778						
17	ENZO DUPUIS FRA						BRS - BRECHON RACING SCHOOL BEON	1	2:39.927	1:11.814	44.230	43.883	153.2	2:39.927
	2	1:54.543	31.343	41.993	41.207	197.1		25:41.311						





PRE MOTO 3

ESBK - CTO. ESPAÑA DE VELOCIDAD


ENT. CRONOMETRADO

Vuelta a vuelta

— Vuelta invalidada ■ Mejor Personal ■ Mejor de la sesión B Cruzando por el pit lane

Vlt.	Tiempo	Sector 1	Sector 2	Sector 3	V.Max	T. Sesión	Vlt.	Tiempo	Sector 1	Sector 2	Sector 3	V.Max	T. Sesión
1	2:13.401	46.148	43.964	43.289	161.9	2:13.401	7	1:54.124	30.643	41.733	41.748	196.7	14:02.318
2	1:55.978	31.589	42.140	42.249	192.2	4:09.379	8	5:10.086B	32.146	44.674	3:53.266	176.8	19:12.404
3	1:54.342	30.810	42.140	41.392	200.7	6:03.721	9	1:59.115	34.665	42.144	42.306	164.6	21:11.519
4	1:53.524	30.754	41.639	41.131	198.5	7:57.245	10	1:54.616	31.155	41.889	41.572	196.7	23:06.135
5	2:00.835	31.034	47.815	41.986	199.6	9:58.080	11	1:55.601	31.663	42.315	41.623	198.5	25:01.736
6	1:57.446	31.147	44.639	41.660	200.0	11:55.526	32 MARCOS LUDEÑA ESP						
7	1:54.661	31.126	41.497	42.038	196.4	13:50.187	ALM RACING BEON						
8	3:19.140B	32.014	42.992	2:04.134	194.2	17:09.327	1	2:14.667	41.093	43.720	49.854	157.0	2:14.667
9	2:08.631	44.818	41.847	41.966	136.5	19:17.958	2	1:53.666	30.739	41.713	41.214	202.6	4:08.333
10	1:53.697	30.692	41.643	41.362	197.1	21:11.655	3	1:52.957	30.822	41.185	40.950	201.9	6:01.290
11	1:53.292	30.594	41.517	41.181	199.6	23:04.947	4	1:52.314	30.457	41.258	40.599	201.9	7:53.604
12	1:53.648	30.978	41.500	41.170	193.9	24:58.595	5	2:01.371	38.611	42.031	40.729	198.2	9:54.975
13	1:53.833	30.779	41.829	41.225	196.7	26:52.428	6	1:51.775	30.337	40.999	40.439	197.1	11:46.750
18 MATHIAS TAMBURINI ITA							7	1:51.952	30.382	40.847	40.723	201.5	13:38.702
IGAXTEAM BEON							8	1:59.707	34.164	41.401	44.142	195.7	15:38.409
1	2:07.411	40.132	44.509	42.770	161.2	2:07.411	9	2:04.333	33.199	48.839	42.295	202.2	17:42.742
2	1:55.569	31.353	42.764	41.452	201.5	4:02.980	10	1:52.296	30.497	41.011	40.788	195.7	19:35.038
3	2:01.207	37.590	42.349	41.268	203.0	6:04.187	11	1:52.438	30.187	40.823	41.428	201.1	21:27.476
4	1:53.257	30.489	41.800	40.968	206.5	7:57.444	12	1:54.971	30.261	41.111	43.599	206.1	23:22.447
5	1:59.015	30.578	41.954	46.483	208.1	9:56.459	13	1:52.561	30.373	41.412	40.776	198.5	25:15.008
6	1:54.172	31.045	41.686	41.441	199.3	11:50.631	33 LUCAS BOYER FRA						
7	1:53.455	30.605	41.850	41.000	203.0	13:44.086	BS RACING BEON						
8	1:53.408	30.643	41.758	41.007	203.8	15:37.494	1	3:21.594	1:50.140	46.698	44.756	147.9	3:21.594
9	1:53.822	30.444	42.239	41.139	207.7	17:31.316	2	2:07.025	32.902	50.437	43.686	190.1	5:28.619
26 REMY SANJUAN FRA							3	2:03.154	33.263	44.217	45.674	184.9	7:31.773
MÉCAPROJETS TEAM ADO BEON							4	2:00.165	32.568	44.223	43.374	190.1	9:31.938
1	2:24.252	57.946	44.243	42.063	156.5	2:24.252	5	2:00.266	32.595	44.346	43.325	190.5	11:32.204
2	1:54.759	30.739	42.363	41.657	203.4	4:19.011	6	2:00.780	32.556	44.376	43.848	191.2	13:32.984
3	1:53.958	30.909	41.799	41.250	199.3	6:12.969	7	2:00.831	32.669	44.782	43.380	190.1	15:33.815
4	3:37.636B	34.960	43.617	2:19.059	198.5	9:50.605	8	5:21.552B	32.977	45.551	4:03.024	183.7	20:55.367
5	2:07.885	42.461	42.447	42.977	102.1	11:58.490	9	2:09.240	40.308	44.760	44.172	145.4	23:04.607
29 RANDY TRUCHOT FRA							10	1:59.407	32.393	44.232	42.782	191.2	25:04.014
BS RACING TEAM BEON							34 JACOBO HINOJOSA ESP						
1	2:48.605	1:18.490	45.618	44.497	163.4	2:48.605	QRG MOTOR RACING BEON						
2	1:59.298	32.168	43.900	43.230	193.9	4:47.903	1	2:36.138	1:10.511	43.711	41.916	161.7	2:36.138
3	2:02.909	35.519	43.824	43.566	193.9	6:50.812	2	1:54.370	30.813	42.188	41.369	199.3	4:30.508
4	1:56.984	31.732	42.843	42.409	194.2	8:47.796	3	1:54.242	30.800	42.080	41.362	199.3	6:24.750
5	1:59.949	31.712	44.302	43.935	194.2	10:47.745	4	1:53.829	30.626	41.848	41.355	198.2	8:18.579
6	1:55.950	31.787	42.094	42.069	194.9	12:43.695	5	1:53.574	30.700	41.735	41.139	196.7	10:12.153
7	1:56.102	31.262	42.634	42.206	193.9	14:39.797	6	1:53.615	31.669	41.199	40.747	195.3	12:05.768
8	2:30.897B	32.331	44.508	1:14.058	192.5	17:10.694	7	1:51.904	30.224	41.050	40.630	203.0	13:57.672
9	2:07.516	39.862	45.016	42.638	141.0	19:18.210	8	1:51.804	30.162	41.016	40.626	204.2	15:49.476
10	1:55.192	31.072	42.124	41.996	198.9	21:13.402	9	1:53.838	30.645	42.151	41.042	200.7	17:43.314
11	1:57.313	31.268	43.211	42.834	196.0	23:10.715	10	1:52.452	30.309	40.960	41.183	201.9	19:35.766
12	1:55.985	31.344	42.494	42.147	196.7	25:06.700	11	1:51.824	30.215	40.922	40.687	204.5	21:27.590
30 JEAN KENTO TURNER JPN							12	2:07.602	33.808	48.326	45.468	205.3	23:35.192
MIGUEL OLIVEIRA RACING TEAM BEON							13	1:55.343	32.856	41.413	41.074	192.9	25:30.535
1	2:31.079	1:04.772	43.342	42.965	165.1	2:31.079	35 MIGUEL BERNAL ESP						
2	1:57.067	31.161	42.818	43.088	197.1	4:28.146	TEAM ANDIFER-MDR BEON						
3	1:55.730	31.228	42.271	42.231	195.3	6:23.876	1	2:28.484	58.496	45.441	44.547	156.5	2:28.484
4	1:55.445	31.028	42.527	41.890	193.2	8:19.321	2	2:41.366B	32.223	44.394	1:24.749	196.7	5:09.850
5	1:54.919	30.850	42.413	41.656	196.7	10:14.240	3	2:05.865	39.079	44.345	42.441	112.7	7:15.715
6	1:53.954	30.786	41.684	41.484	199.3	12:08.194	4	1:55.180	31.168	42.209	41.803	196.7	9:10.895





PRE MOTO 3
ESBK - CTO. ESPAÑA DE VELOCIDAD
ENT. CRONOMETRADO

Vuelta a vuelta

— Vuelta invalidada

■ Mejor Personal

■ Mejor de la sesión

■ Cruzando por el pit lane

Vlt.	Tiempo	Sector 1	Sector 2	Sector 3	V.Max	T. Sesión	Vlt.	Tiempo	Sector 1	Sector 2	Sector 3	V.Max	T. Sesión
5	1:54.762	30.964	42.159	41.639	194.6	11:05.657	9	1:54.653	31.681	42.043	40.929	196.0	17:42.908
6	1:54.211	30.890	41.846	41.475	194.9	12:59.868	10	1:51.121	29.929	40.722	40.470	202.6	19:34.029
7	1:53.932	31.021	41.639	41.272	193.5	14:53.800	11	2:32.279 B	29.833	40.770	1:21.676	200.7	22:06.308
8	1:53.489	30.804	41.526	41.159	193.5	16:47.289	12	1:55.297	33.456	40.973	40.868	167.4	24:01.605
9	2:34.544 B	30.752	43.006	1:20.786	193.5	19:21.833	13	1:50.918	29.931	40.567	40.420	197.8	25:52.523
10	2:02.661	36.725	42.216	43.720	157.9	21:24.494							
11	1:55.644	31.209	42.522	41.913	195.3	23:20.138							
12	1:53.706	30.823	41.489	41.394	192.9	25:13.844							

43 LUIS MIGUEL LOPEZ						
MIR RACING			MIR RACING			
1	2:13.531	44.323	44.698	44.510	160.7	2:13.531
2	7:35.963 B	43.152	44.268	6:08.543	134.7	9:49.494
3	2:04.710	38.727	43.146	42.837	118.7	11:54.204
4	2:07.637	40.143	45.196	42.298	150.6	14:01.841

44 MARK PEREZ						
FAU55 RACING - FAMILY CASH			BEON			
1	2:08.412	40.289	44.849	43.274	157.9	2:08.412
2	1:54.900	31.327	42.347	41.226	199.6	4:03.312
3	2:01.214	33.681	45.702	41.831	201.1	6:04.526
4	1:54.069	30.859	41.927	41.283	201.9	7:58.595
5	2:20.523	31.201	44.121	1:05.201	199.6	10:19.118
6	3:15.649 B	33.141	43.929	1:58.579	178.5	13:34.767
7	2:03.114	37.206	43.772	42.136	148.6	15:37.881
8	1:54.543	30.876	42.329	41.338	202.2	17:32.424
9	1:53.642	30.999	41.389	41.254	199.3	19:26.066
10	1:59.859	32.262	41.737	45.860	194.6	21:25.925
11	1:57.609	32.634	43.437	41.538	198.5	23:23.534
12	1:54.255	31.391	41.677	41.187	197.8	25:17.789

45 ALEX LONGARELA						
IGAXTEAM			BEON			
1	3:22.895	1:48.615	42.204	52.076	162.4	3:22.895
2	1:52.489	30.597	41.265	40.627	202.6	5:15.384
3	1:51.243	30.338	40.645	40.260	198.5	7:06.627
4	1:50.732	30.036	40.537	40.159	201.1	8:57.359
5	1:50.778	30.173	40.409	40.196	199.6	10:48.137
6	1:51.642	30.824	40.585	40.233	204.9	12:39.779
7	1:50.384	29.972	40.318	40.094	199.6	14:30.163
8	1:50.388	29.933	40.404	40.051	200.0	16:20.551
9	1:50.376	29.862	40.409	40.105	199.3	18:10.927
10	1:50.366	29.899	40.367	40.100	199.6	20:01.293
11	1:50.170	29.879	40.344	39.947	199.6	21:51.463
12	1:50.099	29.752	40.241	40.106	202.2	23:41.562
13	1:49.995	29.861	40.265	39.869	200.4	25:31.557

46 ALVARO LUCAS						
MRE TALENT			BEON			
1	2:41.868	1:13.548	45.978	42.342	166.4	2:41.868
2	1:54.401	30.635	42.389	41.377	205.7	4:36.269
3	1:52.235	29.947	41.516	40.772	206.1	6:28.504
4	1:51.779	30.082	41.118	40.579	203.4	8:20.283
5	1:52.686	30.180	41.498	41.008	201.5	10:12.969
6	1:51.886	30.467	40.980	40.439	203.4	12:04.855
7	1:51.800	29.866	41.351	40.583	202.2	13:56.655
8	1:51.600	30.060	40.941	40.599	199.3	15:48.255


54 QUENTIN GODEFROY			
ERDOG - STORM RACING		FRA	
1	2:33.511		2:33.511
2	8:03.077		10:36.588
3	1:55.820		12:32.408
4	1:55.588		14:27.996
5	1:55.074		16:23.070
6	1:55.562		18:18.632
7	1:54.894		20:13.526
8	1:54.431		22:07.957
9	1:54.866		24:02.823
10	1:53.939		25:56.762

55 MICHAEL LOUIE SANCHEZ						
MRE TALENT			USA			
1	2:41.807	1:12.880	46.264	42.663	141.9	2:41.807
2	1:54.839	30.970	42.518	41.351	206.1	4:36.646
3	1:53.346	30.570	41.496	41.280	206.5	6:29.992
4	5:39.699 B	30.569	41.576	4:27.554	203.0	12:09.691
5	3:34.298 B	1:45.012	42.033	1:07.253	154.5	15:43.989
6	2:00.670	35.346	44.242	41.082	164.9	17:44.659
7	1:52.175	30.118	41.225	40.832	208.5	19:36.834
8	1:52.047	30.398	40.807	40.842	204.2	21:28.881
9	1:52.468	30.214	41.497	40.757	205.7	23:21.349
10	1:52.673	30.785	41.214	40.674	206.5	25:14.022

69 FERNANDO BUJOSA						
FRANDO RACING VHC TEAM LIQUI			ESP			
1	2:23.221	59.044	42.571	41.606	160.2	2:23.221
2	1:53.908	31.064	41.652	41.192	195.3	4:17.129
3	1:52.931	30.801	41.051	41.079	192.2	6:10.060
4	3:37.746 B	31.320	41.029	2:25.397	196.0	9:47.806
5	1:58.557	35.699	41.898	40.960	159.1	11:46.363
6	1:54.910	32.173	41.634	41.103	194.2	13:41.273
7	1:52.539	30.398	40.844	41.297	193.5	15:33.812
8	2:00.912	35.381	43.273	42.258	190.1	17:34.724
9	1:52.152	30.697	40.663	40.792	192.5	19:26.876
10	1:59.537	33.767	43.933	41.837	195.7	21:26.413
11	2:10.833	36.842	47.536	46.455	199.3	23:37.246
12	1:52.257	30.430	40.990	40.837	195.3	25:29.503

70 IAROSLAV KARPUSHIN						
FRANDO RACING VHC TEAM LIQUI			EST			
1	2:59.754	1:35.631	42.722	41.401	162.4	2:59.754
2	1:52.597	30.349	41.466	40.782	200.4	4:52.351
3	1:52.551	30.128	41.246	41.177	201.1	6:44.902
4	1:52.472	30.268	41.270	40.934	200.7	8:37.374
5	1:52.132	30.128	41.280	40.724	200.0	10:29.506
6	5:12.220 B	30.829	42.016	3:59.375	200.7	15:41.726
7	2:04.255	39.484	42.651	42.120	143.0	17:45.981
8	1:51.283	29.860	41.001	40.422	204.5	19:37.264





PRE MOTO 3
ESBK - CTO. ESPAÑA DE VELOCIDAD
ENT. CRONOMETRADO

Vuelta a vuelta

— Vuelta invalidada

■ Mejor Personal

■ Mejor de la sesión

■ Cruzando por el pit lane

Vlt.	Tiempo	Sector 1	Sector 2	Sector 3	V.Max	T. Sesión
9	1:52.547	30.124	40.943	41.480	207.7	21:29.811
10	1:50.828	29.866	40.516	40.446	203.0	23:20.639
11	1:54.150	31.280	42.000	40.870	203.4	25:14.789

71 CARLOS CANO ESP						
QRG MOTOR RACING						
1	2:41.123	1:12.697	45.590	42.836	150.0	2:41.123
2	1:54.197	30.749	42.170	41.278	200.7	4:35.320
3	1:53.063	30.546	41.485	41.032	198.2	6:28.383
4	1:52.021	30.384	41.213	40.424	197.1	8:20.404
5	1:52.154	29.919	41.404	40.831	203.8	10:12.558
6	1:52.253	30.704	40.887	40.662	200.4	12:04.811
7	1:52.238	30.103	40.862	41.273	199.3	13:57.049
8	1:51.328	29.899	41.017	40.412	203.4	15:48.377
9	1:54.997	31.172	43.107	40.718	199.3	17:43.374
10	1:51.193	29.975	40.662	40.556	201.1	19:34.567
11	1:51.270	30.073	40.669	40.528	200.0	21:25.837
12	2:09.755	37.024	47.538	45.193	198.2	23:35.592
13	1:52.389	30.481	41.226	40.682	200.7	25:27.981

76 IZAN IBAÑEZ ESP						
BULTACO RACING						
1	2:08.374	40.907	44.696	42.771	154.3	2:08.374
2	1:55.827	31.703	42.486	41.638	198.2	4:04.201
3	1:55.560	31.647	42.321	41.592	197.1	5:59.761
4	1:54.945	31.448	42.256	41.241	192.5	7:54.706
5	1:54.513	31.406	41.900	41.207	196.0	9:49.219
6	1:57.412	31.402	41.771	44.239	192.2	11:46.631
7	1:54.596	31.216	41.948	41.432	195.7	13:41.227
8	3:30.493B	31.547	42.027	2:16.919	192.5	17:11.720
9	2:11.855			41.541	133.3	19:23.575
10	1:53.416	31.148	41.305	40.963	196.4	21:16.991
11	1:52.835	30.738	41.200	40.897	200.0	23:09.826
12	1:53.524	30.973	41.446	41.105	197.1	25:03.350

77 KERMAN DAVID MARTINEZ VEN						
CUNA DE CAMPEONES						
1	2:13.192	45.471	44.630	43.091	156.5	2:13.192
2	1:54.338	31.196	41.790	41.352	198.2	4:07.530
3	1:52.455	30.564	41.116	40.775	201.1	5:59.985
4	1:51.805	30.315	40.690	40.800	200.0	7:51.790
5	2:04.673	38.532	44.698	41.443	196.4	9:56.463
6	3:52.502B	32.152	41.944	2:38.406	186.9	13:48.965
7	2:01.888	39.724	41.247	40.917	150.4	15:50.853
8	1:52.861	30.237	41.850	40.774	203.0	17:43.714
9	1:51.363	30.110	40.801	40.452	203.8	19:35.077
10	1:51.352	29.916	40.558	40.878	200.4	21:26.429
11	2:10.854	37.063	47.581	46.210	202.2	23:37.283
12	1:51.609	30.066	40.967	40.576	199.6	25:28.892

78 HENRI MIGNOT FRA						
BRS - BRECHON RACING SCHOOL						
1	2:13.210	44.159	45.623	43.428	161.2	2:13.210
2	1:54.565	31.406	41.863	41.296	195.3	4:07.775
3	1:54.249	31.611	41.519	41.119	204.2	6:02.024
4	1:53.057	30.390	41.465	41.202	200.4	7:55.081
5	2:35.296	35.407	44.057	1:15.832	203.8	10:30.377

Vlt.	Tiempo	Sector 1	Sector 2	Sector 3	V.Max	T. Sesión
6	11:56.225B					22:26.602
7	1:59.875	35.227	42.784	41.864	160.2	24:26.477

84 LORENZO GUYAU FRA						
JEG RACING						
1	2:07.814	41.297	43.999	42.518	154.5	2:07.814
2	1:55.142	31.243	42.174	41.725	201.5	4:02.956
3	1:54.712	31.425	41.964	41.323	199.3	5:57.668
4	1:54.143	31.198	41.725	41.220	198.5	7:51.811
5	1:53.735	30.812	41.698	41.225	199.3	9:45.546
6	1:53.930	30.962	41.467	41.501	198.2	11:39.476
7	1:54.178	30.946	41.688	41.544	200.0	13:33.654
8	2:03.246	39.546	42.253	41.447	201.1	15:36.900
9	1:54.441	30.931	42.022	41.488	200.0	17:31.341
10	3:11.869B	36.337	43.079	1:52.453	199.6	20:43.210
11	2:19.272	54.800	42.529	41.943	94.1	23:02.482
12	1:54.302	31.028	41.846	41.428	198.2	24:56.784
13	1:54.053	30.996	41.765	41.292	198.5	26:50.837

98 MIKA SIEBRATH GER						
SUPERHUGO 44 TEAM						
1	2:14.371	42.392	44.416	47.563	153.8	2:14.371
2	2:06.821	31.707	42.827	52.287	197.4	4:21.192
3	1:56.267	31.326	42.938	42.003	193.9	6:17.459
4	7:32.212B	32.374	42.361	6:17.477	193.9	13:49.671
5	2:04.860	40.761	42.174	41.925	122.3	15:54.531
6	1:53.651	30.815	41.494	41.342	193.9	17:48.182
7	1:53.201	30.661	41.305	41.235	196.0	19:41.383
8	1:53.158	30.693	41.292	41.173	194.2	21:34.541
9	2:01.118	30.619	46.448	44.051	194.2	23:35.659
10	1:55.551	31.010	41.768	42.773	199.3	25:31.210

