


PRE MOTO 3 ESBK - CTO. ESPAÑA DE VELOCIDAD CARRERA 2

Análisis de sectores lentos

■ Mejor Personal ■ Mejor de la sesión ■ Cruzando por el pit lane

Vlt.	Tiempo	Sector 1	Sector 2	Sector 3	Km/h	T. Sesión	Vlt.	Tiempo	Sector 1	Sector 2	Sector 3	Km/h	T. Sesión
4	FRANCISCO JAVIER PALOMERA					ESP	7	1:51.887	30.414	40.702	40.771	126.5	13:15.608
	MRE TALENT					BEON	8	1:53.168	30.695	41.363	41.110	125.1	15:08.776
1	1:58.893	37.184	41.056	40.653	119.1	1:58.893	9	1:52.614	30.629	40.860	41.125	125.7	17:01.390
2	1:51.438	30.000	41.012	40.426	127.1	3:50.331	10	1:52.810	30.726	40.907	41.177	125.5	18:54.200
3	1:50.984	29.980	40.754	40.250	127.6	5:41.315	11	1:53.462	30.772	41.048	41.642	124.8	20:47.662
4	1:51.038	30.146	40.584	40.308	127.5	7:32.353	12	1:54.017	31.494	41.435	41.088	124.2	22:41.679
5	1:50.574	29.915	40.430	40.229	128.0	9:22.927	13	1:53.695	30.946	41.669	41.080	124.5	24:35.374
6	1:51.015	30.060	40.574	40.381	127.5	11:13.942							
7	1:51.106	29.977	40.831	40.298	127.4	13:05.048							
8	1:51.176	29.794	40.835	40.547	127.4	14:56.224							
9	1:52.022	30.079	41.363	40.580	126.4	16:48.246							
10	1:52.108	30.465	40.939	40.704	126.3	18:40.354							
11	1:51.874	30.490	40.997	40.387	126.6	20:32.228							
12	1:51.507	30.236	40.877	40.394	127.0	22:23.735							
13	1:50.766	29.825	40.440	40.501	127.8	24:14.501							
7	DAVID JIMENEZ					ESP	10	AFONSO DUARTE					PRT
	MDR COMPETICIÓN					BEON		MIGUEL OLIVEIRA RACING TEAM					BEON
1	2:06.699	41.890	42.637	42.172	111.8	2:06.699	1	2:06.153	41.236	42.849	42.068	112.2	2:06.153
2	1:53.911	30.802	41.915	41.194	124.3	4:00.610	2	1:55.773	31.182	42.685	41.906	122.3	4:01.926
3	1:53.530	31.047	41.472	41.011	124.7	5:54.140	3	1:54.728	30.854	42.223	41.651	123.4	5:56.654
4	1:53.834	30.968	41.600	41.266	124.4	7:47.974	4	1:53.992	30.578	41.767	41.647	124.2	7:50.646
5	1:53.662	31.138	41.399	41.125	124.6	9:41.636	5	1:54.151	30.830	41.660	41.661	124.0	9:44.797
6	1:53.762	31.137	41.511	41.114	124.5	11:35.398	6	1:54.852	31.149	42.032	41.671	123.3	11:39.649
7	1:53.470	30.956	41.361	41.153	124.8	13:28.868	7	1:54.112	30.807	41.772	41.533	124.1	13:33.761
8	1:53.857	30.879	41.685	41.293	124.4	15:22.725	8	1:54.344	30.794	41.736	41.814	123.8	15:28.105
9	1:54.994	31.413	41.956	41.625	123.1	17:17.719	9	1:55.934	31.059	42.403	42.472	122.1	17:24.039
10	1:55.198	31.522	42.264	41.412	122.9	19:12.917	10	1:57.620	31.803	43.065	42.752	120.4	19:21.659
11	1:54.465	31.256	41.742	41.467	123.7	21:07.382	11	1:56.002	31.313	42.773	41.916	122.1	21:17.661
12	1:54.366	31.286	41.558	41.522	123.8	23:01.748	12	1:54.947	30.965	42.200	41.782	123.2	23:12.608
13	1:54.504	31.073	41.635	41.796	123.7	24:56.252	13	1:54.674	30.920	42.052	41.702	123.5	25:07.282
8	NIKOLA MIROSLAVOV					BGR	11	OLIVER CANTOS					ESP
	METMOTO RINGRACING 16					BEON		ALMA RACING TEAM					BEON
1	2:01.266	39.406	41.169	40.691	116.8	2:01.266	1	2:02.980	40.398	41.229	41.353	115.1	2:02.980
2	1:51.546	30.058	40.898	40.590	126.9	3:52.812	2	1:53.267	30.386	41.518	41.363	125.0	3:56.247
3	1:50.877	29.923	40.691	40.263	127.7	5:43.689	3	1:52.034	30.330	40.916	40.788	126.4	5:48.281
4	1:51.114	29.900	40.624	40.590	127.4	7:34.803	4	1:51.765	29.969	40.904	40.892	126.7	7:40.046
5	1:50.950	29.996	40.602	40.352	127.6	9:25.753	5	1:51.846	30.061	40.945	40.840	126.6	9:31.892
6	1:51.696	30.139	40.872	40.685	126.8	11:17.449	6	1:52.059	30.125	41.057	40.877	126.4	11:23.951
7	1:52.330	30.625	41.079	40.626	126.0	13:09.779	7	1:52.020	30.310	40.855	40.855	126.4	13:15.971
8	1:52.498	30.135	41.205	41.158	125.9	15:02.277	8	1:53.602	30.461	41.583	41.558	124.6	15:09.573
9	1:53.265	30.595	41.400	41.270	125.0	16:55.542	9	1:54.462	30.689	41.766	42.007	123.7	17:04.035
10	1:53.808	31.000	41.367	41.441	124.4	18:49.350	10	1:55.940	31.004	42.257	42.679	122.1	18:59.975
11	1:53.478	30.738	41.472	41.268	124.8	20:42.828	11	1:56.128	31.479	42.449	42.200	121.9	20:56.103
12	1:53.256	30.746	41.473	41.037	125.0	22:36.084	12	1:55.307	31.225	41.988	42.094	122.8	22:51.410
13	1:52.055	30.191	41.158	40.706	126.4	24:28.139	13	1:55.870	31.277	42.312	42.281	122.2	24:47.280
9	ELLIOT KASSIGIAN					FRA	15	MARTIM MARCO RAMOS					PRT
	MECAPROJETS TEAM					ERDOG		H43 TEAM NOBBY					BEON
1	2:02.882	40.566	41.297	41.019	115.2	2:02.882	1	2:07.288	42.992	42.173	42.123	111.2	2:07.288
2	1:52.446	30.671	41.003	40.772	125.9	3:55.328	2	1:55.407	31.129	42.475	41.803	122.7	4:02.695
3	1:51.367	30.420	40.529	40.418	127.1	5:46.695	3	1:54.306	30.828	41.963	41.515	123.9	5:57.001
4	1:52.445	30.569	41.102	40.774	125.9	7:39.140	4	1:54.968	31.320	41.830	41.818	123.2	7:51.969
5	1:52.162	30.490	41.044	40.628	126.2	9:31.302	5	1:52.828	30.570	41.016	41.242	125.5	9:44.797
6	1:52.419	30.457	41.074	40.888	125.9	11:23.721	6	1:52.834	30.573	41.142	41.119	125.5	11:37.631
							7	1:53.236	30.667	41.389	41.180	125.0	13:30.867
							8	1:53.833	30.735	41.407	41.691	124.4	15:24.700
							9	1:54.160	30.702	41.719	41.739	124.0	17:18.860
							10	1:54.625	31.627	41.400	41.598	123.5	19:13.485
							11	1:54.523	31.077	42.010	41.436	123.6	21:08.008
							12	1:54.288	30.865	41.644	41.779	123.9	23:02.296
							13	1:53.922	31.210	41.022	41.690	124.3	24:56.218






PRE MOTO 3 ESBK - CTO. ESPAÑA DE VELOCIDAD CARRERA 2

Análisis de sectores lentos

■ Mejor Personal ■ Mejor de la sesión ■ Cruzando por el pit lane

Vlt.	Tiempo	Sector 1	Sector 2	Sector 3	Km/h	T. Sesión	Vlt.	Tiempo	Sector 1	Sector 2	Sector 3	Km/h	T. Sesión
17	ENZO DUPUIS					FRA	7	1:55.275	31.115	42.192	41.968	122.8	13:37.992
	BRS - BRECHON RACING SCHOOL					BEON	8	1:55.793	31.221	42.238	42.334	122.3	15:33.785
1	2:07.026	41.516	43.097	42.413	111.5	2:07.026	9	1:55.972	31.293	42.338	42.341	122.1	17:29.757
2	1:55.038	30.748	42.443	41.847	123.1	4:02.064	10	1:55.967	31.589	42.214	42.164	122.1	19:25.724
3	1:54.767	31.186	42.090	41.491	123.4	5:56.831	11	1:55.613	31.277	42.111	42.225	122.5	21:21.337
4	1:55.087	31.285	41.919	41.883	123.0	7:51.918	12	1:55.943	31.223	42.410	42.310	122.1	23:17.280
5	1:54.409	31.251	41.566	41.592	123.8	9:46.327	13	1:55.901	31.255	42.293	42.353	122.2	25:13.181
6	1:54.375	30.916	41.769	41.690	123.8	11:40.702							
7	1:53.826	30.828	41.599	41.399	124.4	13:34.528	30	JEAN KENTO TURNER					JPN
8	1:54.186	30.964	41.650	41.572	124.0	15:28.714		MIGUEL OLIVEIRA RACING TEAM					BEON
9	1:55.679	30.928	42.423	42.328	122.4	17:24.393	1	2:07.561	42.914	42.730	41.917	111.0	2:07.561
10	1:56.158	31.680	42.490	41.988	121.9	19:20.551	2	1:54.620	30.762	42.260	41.598	123.5	4:02.181
11	1:55.276	31.458	41.895	41.923	122.8	21:15.827	3	1:53.812	30.750	41.688	41.374	124.4	5:55.993
12	1:55.543	31.619	42.335	41.589	122.5	23:11.370	4	1:53.601	30.697	41.514	41.390	124.6	7:49.594
13	1:55.579	31.724	42.106	41.749	122.5	25:06.949	5	1:53.485	30.691	41.443	41.351	124.8	9:43.079
							6	1:53.378	30.572	41.485	41.321	124.9	11:36.457
							7	1:53.227	30.489	41.377	41.361	125.0	13:29.684
							8	1:54.160	30.844	41.845	41.471	124.0	15:23.844
							9	1:54.641	30.906	42.069	41.666	123.5	17:18.485
18	MATHIAS TAMBURINI					ITA	32	MARCOS LUDEÑA					ESP
	IGAXTEAM					BEON		ALM RACING					BEON
1	1:59.775	37.800	41.383	40.592	118.2	1:59.775	1	2:01.237	39.196	41.102	40.939	116.8	2:01.237
2	1:51.847	29.970	41.315	40.562	126.6	3:51.622	2	1:52.116	30.401	41.013	40.702	126.3	3:53.353
3	1:51.189	29.961	40.917	40.311	127.3	5:42.811	3	1:50.852	30.079	40.592	40.181	127.7	5:44.205
4	1:51.097	30.118	40.662	40.317	127.4	7:33.908	4	1:51.300	29.839	40.974	40.487	127.2	7:35.505
5	1:51.228	29.833	40.696	40.699	127.3	9:25.136	5	1:50.607	29.932	40.359	40.316	128.0	9:26.112
6	1:51.391	29.884	40.917	40.590	127.1	11:16.527	6	1:51.484	29.881	40.992	40.611	127.0	11:17.596
7	1:51.934	30.510	41.055	40.369	126.5	13:08.461	7	1:51.208	30.191	40.497	40.520	127.3	13:08.804
8	1:53.385	30.376	41.685	41.324	124.9	15:01.846	8	1:52.595	30.148	41.460	40.987	125.7	15:01.399
9	1:54.565	30.960	41.968	41.637	123.6	16:56.411	9	1:52.360	30.554	40.927	40.879	126.0	16:53.759
10	1:55.566	31.612	42.154	41.800	122.5	18:51.977	10	1:52.593	30.452	41.039	41.102	125.8	18:46.352
11	1:55.480	31.158	42.639	41.683	122.6	20:47.457	11	1:52.511	30.583	40.959	40.969	125.8	20:38.863
12	1:55.031	31.545	42.170	41.316	123.1	22:42.488	12	1:52.071	30.443	40.816	40.812	126.3	22:30.934
13	1:52.973	30.564	41.645	40.764	125.3	24:35.461	13	1:52.230	30.486	40.838	40.906	126.2	24:23.164
26	REMY SANJUAN					FRA	33	LUCAS BOYER					FRA
	MÉCAPROJETS TEAM ADO					BEON		BS RACING					BEON
1	2:03.894	40.930	42.082	40.882	114.3	2:03.894	1	2:12.242	44.335	44.427	43.480	107.1	2:12.242
2	1:52.030	30.067	41.274	40.689	126.4	3:55.924	2	1:59.665	32.494	44.073	43.098	118.3	4:11.907
3	1:51.076	30.024	40.662	40.390	127.5	5:47.000	3	1:59.559	32.374	44.081	43.104	118.4	6:11.466
4	1:51.853	30.095	41.072	40.686	126.6	7:38.853	4	1:59.679	32.380	43.987	43.312	118.3	8:11.145
5	1:52.072	30.409	41.009	40.654	126.3	9:30.925	5	1:59.579	32.633	43.865	43.081	118.4	10:10.724
6	1:52.001	30.294	41.120	40.587	126.4	11:22.926	6	1:59.367	32.789	43.521	43.057	118.6	12:10.091
7	1:51.883	30.376	40.966	40.541	126.6	13:14.809	7	1:59.342	32.571	43.442	43.329	118.6	14:09.433
8	1:52.174	30.469	41.032	40.673	126.2	15:06.983	8	2:00.381	32.491	44.295	43.595	117.6	16:09.814
9	1:52.617	30.762	41.191	40.664	125.7	16:59.600	9	2:00.001	32.711	43.629	43.661	118.0	18:09.815
10	1:52.480	30.526	41.111	40.843	125.9	18:52.080	10	2:00.448	33.345	43.932	43.171	117.6	20:10.263
11	1:52.642	30.415	41.327	40.900	125.7	20:44.722	11	1:59.458	32.784	43.688	42.986	118.5	22:09.721
12	1:51.975	30.546	40.949	40.480	126.4	22:36.697	12	2:01.450	32.420	43.804	45.226	116.6	24:11.171
13	1:51.579	29.975	41.116	40.488	126.9	24:28.276							
29	RANDY TRUCHOT					FRA	34	JACOBO HINOJOSA					ESP
	BS RACING TEAM					BEON		QRG MOTOR RACING					BEON
1	2:07.251	41.352	42.920	42.979	111.3	2:07.251	1	2:00.968	39.068	41.050	40.850	117.0	2:00.968
2	1:55.697	30.669	42.484	42.544	122.4	4:02.948	2	1:51.460	30.040	41.011	40.409	127.0	3:52.428
3	1:54.840	30.955	42.008	41.877	123.3	5:57.788	3	1:51.211	30.063	40.683	40.465	127.3	5:43.639
4	1:54.773	30.741	42.016	42.016	123.4	7:52.561	4	1:52.082	30.245	41.144	40.693	126.3	7:35.721
5	1:55.350	30.996	41.955	42.399	122.7	9:47.911							
6	1:54.806	30.811	42.134	41.861	123.3	11:42.717							






PRE MOTO 3 ESBK - CTO. ESPAÑA DE VELOCIDAD CARRERA 2

Análisis de sectores lentos

■ Mejor Personal ■ Mejor de la sesión ■ Cruzando por el pit lane

Vlt.	Tiempo	Sector 1	Sector 2	Sector 3	Km/h	T. Sesión	Vlt.	Tiempo	Sector 1	Sector 2	Sector 3	Km/h	T. Sesión
35 MIGUEL BERNAL ESP TEAM ANDIFER-MDR BEON													
1	2:03.345	40.798	41.644	40.903	114.8	2:03.345							
2	1:52.995	30.394	41.701	40.900	125.3	3:56.340							
3	1:51.441	30.075	40.788	40.578	127.1	5:47.781							
4	1:51.471	30.231	40.767	40.473	127.0	7:39.252							
5	1:51.921	30.159	41.071	40.691	126.5	9:31.173							
6	1:52.155	30.394	41.067	40.694	126.2	11:23.328							
7	1:52.229	30.272	40.959	40.998	126.2	13:15.557							
8	1:53.183	30.561	41.298	41.324	125.1	15:08.740							
9	1:54.048	30.867	41.541	41.640	124.1	17:02.788							
10	1:54.370	30.863	41.658	41.849	123.8	18:57.158							
11	1:54.630	31.368	41.932	41.330	123.5	20:51.788							
12	1:53.486	30.936	41.315	41.235	124.8	22:45.274							
13	1:54.612	31.037	41.818	41.757	123.5	24:39.886							
44 MARK PEREZ ESP FAU55 RACING - FAMILY CASH BEON													
1	2:04.745	41.008	42.597	41.140	113.5	2:04.745							
2	1:53.327	30.747	41.427	41.153	124.9	3:58.072							
3	1:52.633	30.625	41.262	40.746	125.7	5:50.705							
4	1:53.253	30.750	41.496	41.007	125.0	7:43.958							
5	1:54.188	30.828	42.076	41.284	124.0	9:38.146							
6	1:54.662	31.077	41.950	41.635	123.5	11:32.808							
7	1:54.290	31.203	42.059	41.028	123.9	13:27.098							
8	1:55.289	31.184	41.847	42.258	122.8	15:22.387							
9	1:56.564	31.799	42.751	42.014	121.5	17:18.951							
10	1:57.808	33.144	42.668	41.996	120.2	19:16.759							
11	1:56.310	32.016	42.338	41.956	121.7	21:13.069							
12	1:55.127	31.348	42.025	41.754	123.0	23:08.196							
45 ALEX LONGARELA ESP IGAXTEAM BEON													
1	1:57.877	36.926	40.617	40.334	120.1	1:57.877							
2	1:50.541	29.976	40.417	40.148	128.1	3:48.418							
3	1:50.373	30.042	40.273	40.058	128.3	5:38.791							
4	1:50.418	29.959	40.329	40.130	128.2	7:29.209							
5	1:49.928	29.864	40.034	40.030	128.8	9:19.137							
6	1:49.775	29.781	39.968	40.026	129.0	11:08.912							
7	1:49.649	29.744	40.091	39.814	129.1	12:58.561							
8	1:50.061	29.800	40.119	40.142	128.6	14:48.622							
9	1:52.347	29.703	41.551	41.093	126.0	16:40.969							
10	1:52.697	30.277	41.192	41.228	125.6	18:33.666							
11	1:52.184	30.472	41.059	40.653	126.2	20:25.850							
12	1:51.571	30.117	40.823	40.631	126.9	22:17.421							
13	1:52.115	30.120	40.904	41.091	126.3	24:09.536							
46 ALVARO LUCAS ESP MRE TALENT BEON													
1	1:59.178	37.759	40.972	40.447	118.8	1:59.178							
2	1:51.355	29.907	41.049	40.399	127.2	3:50.533							
3	1:51.577	30.122	41.072	40.383	126.9	5:42.110							
4	1:50.619	29.737	40.589	40.293	128.0	7:32.729							
5	1:50.476	29.614	40.747	40.115	128.2	9:23.205							
6	1:50.827	29.856	40.867	40.104	127.8	11:14.032							
7	1:50.623	29.722	40.626	40.275	128.0	13:04.655							
8	1:51.478	30.045	40.830	40.603	127.0	14:56.133							
9	1:52.355	30.246	41.684	40.425	126.0	16:48.488							
10	1:52.592	30.440	41.381	40.771	125.8	18:41.080							
11	1:51.672	30.172	41.245	40.255	126.8	20:32.752							
12	1:50.976	29.849	40.518	40.609	127.6	22:23.728							
13	1:51.009	29.941	40.676	40.392	127.5	24:14.737							
54 QUENTIN GODEFROY FRA ERDOG - STORM RACING ERDOG													
1	2:07.788	42.779	43.192	41.817	110.8	2:07.788							
2	1:55.353	31.031	42.250	42.072	122.7	4:03.141							
3	1:54.682	31.287	41.948	41.447	123.5	5:57.823							
4	1:54.809	31.178	41.775	41.856	123.3	7:52.632							
5	1:54.749	31.326	41.559	41.864	123.4	9:47.381							
6	1:53.888	31.058	41.341	41.489	124.3	11:41.269							
7	1:53.656	31.040	41.458	41.158	124.6	13:34.925							
8	1:54.308	30.784	42.000	41.524	123.9	15:29.233							
9	1:55.111	30.687	41.859	42.565	123.0	17:24.344							
10	1:57.498	32.012	42.508	42.978	120.5	19:21.842							
11	1:54.515	31.080	41.919	41.516	123.6	21:16.357							
12	1:54.880	30.993	42.077	41.810	123.2	23:11.237							
13	1:55.316	31.608	41.772	41.936	122.8	25:06.553							
55 MICHAEL LOUIE SANCHEZ USA MRE TALENT BEON													
1	1:58.630	37.108	40.833	40.689	119.4	1:58.630							
2	1:51.495	30.178	40.763	40.554	127.0	3:50.125							
3	1:51.308	30.426	40.750	40.132	127.2	5:41.433							
4	1:50.637	30.168	40.292	40.177	128.0	7:32.070							
5	1:50.625	30.093	40.272	40.260	128.0	9:22.695							
6	1:51.146	30.192	40.353	40.601	127.4	11:13.841							
7	1:51.178	30.239	40.493	40.446	127.4	13:05.019							
8	1:51.643	30.063	40.829	40.751	126.8	14:56.662							
9	1:52.310	29.858	41.800	40.652	126.1	16:48.972							
10	1:52.171	30.266	41.192	40.713	126.2	18:41.143							
11	1:51.229	29.965	40.994	40.270	127.3	20:32.372							
12	1:51.103	30.103	40.420	40.580	127.4	22:23.475							
13	1:50.997	30.021	40.267	40.709	127.6	24:14.472							
69 FERNANDO BUJOSA ESP FRANCO RACING VHC TEAM LIQUI BEON													
1	2:00.278	38.622	40.761	40.895	117.7	2:00.278							
2	1:51.162	30.231	40.486	40.445	127.4	3:51.440							
3	1:51.074	30.224	40.439	40.411	127.5	5:42.514							
4	1:50.591	30.170	40.208	40.213	128.0	7:33.105							
5	1:50.714	30.092	40.346	40.276	127.9	9:23.819							
6	1:50.829	30.245	40.206	40.378	127.8	11:14.648							





PRE MOTO 3 ESBK - CTO. ESPAÑA DE VELOCIDAD CARRERA 2

Análisis de sectores lentos

■ Mejor Personal ■ Mejor de la sesión ■ Cruzando por el pit lane

Vlt.	Tiempo	Sector 1	Sector 2	Sector 3	Km/h	T. Sesión	Vlt.	Tiempo	Sector 1	Sector 2	Sector 3	Km/h	T. Sesión
7	1:50.965	30.239	40.326	40.400	127.6	13:05.613	2	1:53.921	30.780	41.871	41.270	124.3	3:58.530
8	1:51.232	30.184	40.313	40.735	127.3	14:56.845	3	1:53.350	30.567	41.565	41.218	124.9	5:51.880
9	1:51.681	30.148	40.811	40.722	126.8	16:48.526	4	1:53.566	30.698	41.472	41.396	124.7	7:45.446
10	1:52.062	30.512	40.820	40.730	126.3	18:40.588	5	1:54.251	31.052	41.829	41.370	123.9	9:39.697
11	1:52.326	30.360	41.297	40.669	126.1	20:32.914	6	1:54.994	31.009	42.561	41.424	123.1	11:34.691
12	1:51.262	30.074	40.633	40.555	127.3	22:24.176	7	1:55.041	31.511	41.863	41.667	123.1	13:29.732
13	1:50.931	29.926	40.403	40.602	127.6	24:15.107	8	1:54.536	31.457	41.699	41.380	123.6	15:24.268
70 IAROSLAV KARPUSHIN EST							98 MIKA SIEBDRATH GER						
FRANCO RACING VHC TEAM LIQUI BEON							SUPERHUGO 44 TEAM MIR RACING						
1	2:01.341	39.982	40.926	40.433	116.7	2:01.341	1	2:01.990	39.824	41.280	40.886	116.1	2:01.990
2	1:52.401	30.133	41.017	41.251	126.0	3:53.742	2	1:51.800	29.978	40.899	40.923	126.6	3:53.790
3	1:50.083	29.489	40.464	40.130	128.6	5:43.825	3	1:50.980	29.917	40.653	40.410	127.6	5:44.770
4	1:51.088	29.886	40.948	40.254	127.5	7:34.913	4	1:51.216	29.925	40.757	40.534	127.3	7:35.986
5	1:49.998	29.581	40.267	40.150	128.7	9:24.911	5	1:51.006	29.956	40.662	40.388	127.5	9:26.992
6	5:31.514 B	29.582	46.135	4:15.797	42.7	14:56.425	6	1:50.873	30.004	40.516	40.353	127.7	11:17.865
7	2:18.489	49.720	45.677	43.092	102.2	17:14.914	7	1:51.617	30.372	40.854	40.391	126.9	13:09.482
8	1:56.580	31.444	43.123	42.013	121.5	19:11.494	8	1:52.761	30.100	41.352	41.309	125.6	15:02.243
9	1:58.828	34.752	42.471	41.605	119.2	21:10.322	9	1:54.294	30.786	41.966	41.542	123.9	16:56.537
10	1:55.114	31.414	41.933	41.767	123.0	23:05.436	10	1:53.265	30.695	40.947	41.623	125.0	18:49.802
11	1:55.373	31.704	42.163	41.506	122.7	25:00.809	11	1:53.383	30.978	41.267	41.138	124.9	20:43.185
76 IZAN IBAÑEZ ESP							12 1:52.369 30.543 40.995 40.831 126.0 22:35.554						
BULTACO RACING BULTACO							13 1:52.581 30.505 41.167 40.909 125.8 24:28.135						
1	2:03.873	40.322	42.481	41.070	114.3	2:03.873							
2	1:53.448	30.764	41.618	41.066	124.8	3:57.321							
3	1:53.070	30.798	41.384	40.888	125.2	5:50.391							
4	1:53.538	30.823	41.462	41.253	124.7	7:43.929							
5	1:54.104	30.992	41.656	41.456	124.1	9:38.033							
6	1:54.754	31.273	42.020	41.461	123.4	11:32.787							
7	1:54.070	31.144	41.892	41.034	124.1	13:26.857							
8	1:55.323	31.281	42.205	41.837	122.8	15:22.180							
9	1:55.892	32.222	42.253	41.417	122.2	17:18.072							
10	1:54.730	31.270	41.955	41.505	123.4	19:12.802							
11	1:55.374	31.536	42.178	41.660	122.7	21:08.176							
12	1:54.017	31.038	41.648	41.331	124.2	23:02.193							
13	1:54.626	31.943	41.589	41.094	123.5	24:56.819							
77 KERMAN DAVID MARTINEZ VEN													
CUNA DE CAMPEONES MIR RACING													
1	1:58.841	37.525	40.578	40.738	119.1	1:58.841							
2	1:51.629	30.157	41.316	40.156	126.8	3:50.470							
3	1:50.221	29.940	40.270	40.011	128.5	5:40.691							
4	1:49.946	29.940	40.041	39.965	128.8	7:30.637							
5	1:49.734	29.949	39.965	39.820	129.0	9:20.371							
6	1:49.848	29.925	39.960	39.963	128.9	11:10.219							
7	1:50.072	29.973	40.096	40.003	128.6	13:00.291							
8	1:50.517	30.019	40.211	40.287	128.1	14:50.808							
9	1:52.319	30.174	40.847	41.298	126.1	16:43.127							
10	1:53.212	30.695	41.431	41.086	125.1	18:36.339							
11	1:53.320	30.720	41.573	41.027	124.9	20:29.659							
12	1:51.885	30.392	40.980	40.513	126.5	22:21.544							
13	1:51.914	30.303	40.851	40.760	126.5	24:13.458							
84 LORENZO GUYAU FRA													
JEG RACING BEON													
1	2:04.609	40.713	42.577	41.319	113.6	2:04.609							

